

# TEXACRAFT®

2019 CATALOG



# Assurance

There's one thing we want you to be sure of —and that's us. At Texacraft, we've been a leader in the outdoor commercial furniture market since 1975. A trusted and reliable source for thousands of customers from casinos and country clubs to multi-family housing, hotels and REITs. We strive to deliver not only a quality product but a quality experience and complete peace of mind. From our prolific product line – designed by some of the industry's most passionate and talented designers — to our commitment to on-time shipping and competitive pricing, you can count on us.

We believe in partnering, servicing and relationship. We don't just love what we do. We are there standing behind our product and standing up for our customers. When the sale is over, we remain on call, on task, on point and on time. Our relationship as ongoing.

Our design philosophy is simple – we don't design things, we design an entire customer experience. We seek a seamless, frictionless, flawless design on both our products and our process that creates not only a stunning space but also a stress-free path to achieve that space.

You don't build a reputation overnight. You earn it one order at a time. One customer at a time. One great piece of furniture at a time. One great experience at a time. That is our heritage, and that is the legacy we continue to build every day. Like the furniture we design and build, we too are durable, and built for the long haul. It is the core of our mission and baked deep into our brand DNA. We come from partnership and work and an unrelenting desire to get it right.

There is assurance. And then there is Texacraft Assurance.

We hope you enjoy browsing our 200-plus page catalog full of exciting and relevant products to make your projects successful.

**Thank you. We appreciate your business.**



Southern Cay Modular Collection

## the factory tour

A



Spanning over 340,000 sq. ft. of manufacturing space the Texacraft facility continues to produce superior quality outdoor furnishings for the contract and hospitality markets. Thousands of square feet of space store truckloads of aluminum extrusions waiting to be bent, cut, welded and painted.

B



A host of machines that cut and bend the extrusions go to work forming the frames. Stacks upon stacks of cut extrusions make their way to the welding room where any one of 59 welding booths awaits the delivery.

C



Keeping abreast of the latest manufacturing technology helps us keep costs down while keeping the process lean and efficient. The addition of several robotic welders has proven this approach to be worthwhile. More robotic welding stations are being planned for.

D



Meanwhile, other departments in the factory are creating furniture components. Some of which include the aluminum stamping machine. This device takes blank aluminum sheets that are placed underneath a die that punches out patterns and shapes for our stamped table tops.

E



Our cast foundry is another area of the factory. In this 18,600 square foot facility, raw aluminum ingots are melted and poured into sand molds. These molds will create anything from our numerous styles of cast aluminum table tops, to table feet to full, cast aluminum chairs and component parts.

F



After receiving several washes, the frames are quick dried and enter the powder coating booths. The thick coating of polyester powder covers the raw aluminum with an extremely durable, protective finish coat.

G



From the washer, the furniture makes its way into the gas fired ovens where the powder coating melts and bakes onto the frames at more than 750 degrees Fahrenheit.

H



The upholstery department is another large part of the factory where thousands of bolts of fabric, stacks and rolls of foam and fiber are warehoused. Several large cutting tables cut the fabric from patterns in preparation for sewing at any one of the 40 sewing stations.

I



When completed, the furniture is inspected, securely wrapped for protection and placed into a heavy duty corrugated box for shipping. A newly installed box making machine makes boxes custom sized for each piece of furniture. A process that only takes seconds to complete.

J



The boxed furniture is labeled, put on a trailer and shipped to one of our many thousands of satisfied customers.

K



We take quality very seriously. We have our own in-house testing laboratory. This department has many different stations that test the quality of the paint, extrusions, vinyl, etc. Stress tests are also conducted to ensure the frames are strong enough to withstand commercial use.

L



Pride in Quality. That's what the more than 850 employees of Texacraft focus on every day. We thank you for your business.

# table of contents

## woven

- 08 Alon
- 10 Zuma
- 12 Lantana
- 16 Coeur D'alene
- 22 Nexus

## traditional

- 104 Madero Cushion
- 108 Madero Sling
- 110 Vallero Crossweave

## transitional

- 112 Keywest Sling
- 114 Evolution Sling
- 116 Evolution Crossweave
- 118 Mayfair Sling
- 120 Oasis
- 122 Splash

## contemporary

- 34 Array Modular
- 38 Array Sling
- 42 Vibe Modular
- 46 Southern Cay Modular
- 48 Southern Cay Cushion
- 50 Southern Cay Woven
- 52 Southern Cay Sling
- 54 Edge Modular Cushion
- 56 Edge Padded Sling
- 58 Edge Sling
- 60 Shoreline Padded Sling
- 62 Shoreline Sling
- 64 Vision Padded Sling
- 66 Vision Sling
- 68 Scandia Sling
- 70 Scandia Crossweave
- 72 Structure
- 74 Bistro Bellano
- 76 Meza
- 80 Lagoon
- 86 Euro Form
- 92 Texawood

## tops and tables

- 124 Extruded Aluminum Slat Tops
- 125 Traditional Cast Aluminum Tops
- 125 Tuscany Cast Aluminum Tops
- 126 Geo Stamped Aluminum Tops
- 126 Geo Solid Surface Aluminum Tops
- 127 Cobblestone Fiberglass Tops
- 127 Cultured Granite Tops
- 128 Fiberglass Cubes
- 129 Table Bases For Alternative Tops
- 131 Cafe Dining And Bar Tables
- 132 Matrix Stamped Aluminum Tables
- 133 Starburst Stamped Aluminum Tables
- 134 Acrylic Tables
- 135 Fiberglass Slate & Cobblestone Tables
- 136 Fiberglass Cultured Granite Tables
- 137 Meza Fully Welded Aluminum Tables
- 138 Fully Welded Aluminum Slat Top Tables
- 138 Portico Restaurant Collection

## miscellaneous


- 139 Dog Park Site Furnishings
- 140 Site Furnishings
- 152 Fiberglass Planters & Containers
- 155 Nest Gas Lantern
- 156 Euro Height Gas Fire Tables
- 157 In-Pool Collection
- 163 Cloud Daybed
- 164 Executive Cabanas
- 168 Casual Extras - Shade Structure & Towel Valet
- 169 Umbrellas
- 176 Frame Finishes
- 177 Vinyl Colors & Fiberglass Finishes
- 178 Fabrics
- 197 Replacement Cushions & Optional Seat Pads

## new premium cushion

The new, multi-layered seat cushions from Texacraft are engineered to shed water and keep your cushions dry. Should the outer fabric allow water to penetrate, a specially engineered water barrier fabric, that is sealed around the inner foam and fiber, will redirect the water to exit the bottom of the cushion via an open mesh, sling fabric. A firmer foam is used to provide a fuller cushion appearance as well as prolong the life of the seat cushion. This Premium Cushion is an option on most collections and is designated with the model number suffix "P".



**Black, open Mesh  
Textilene fabric allows  
water to exit seat cushion**



**The cushion fabric frames  
the bottom mesh fabric to  
conceal it from view.**

style guide - chairs



Alon  
M81001



Coeur d'Alene  
M74001AC



Lantana  
M75001



Lantana  
M75004



Nexus Rosewood  
M77001



Nexus Driftwood  
M77004D



Southern Cay Woven  
M76001



Zuma  
M87002



Array Modular  
M31002



Edge Modular  
M34002



Southern Cay Modular  
M35002



Southern Cay  
Cushion  
M36001



Structure  
M28002



Madero Cushion  
M26001



Vibe Modular  
M32002



Array Sling  
M5101S



Edge Sling  
M5201S



Edge Padded Sling  
M5201PS



Shoreline Sling  
M4901S



Shoreline  
Padded Sling  
M4901PS



Southern Cay Sling  
M66001



Vision Sling  
M4401S



Vision Padded Sling  
M4410PS



Madero Sling  
M7501R



Scandia Sling  
M4501S

## style guide - chairs



Evolution Sling  
M53001



Key West Sling  
M8001R



Oasis Sling  
M4009S



Mayfair Sling  
M65001



Bistro Bellano  
M5001A



Meza  
M5601A



Lagoon  
Rue  
7025-V8



Lagoon  
Magnolia  
7023W8-CC



Lagoon  
Koppla  
7027-OG



Lagoon  
Alissa  
7050-B7



Lagoon  
Sensillar  
7052-Y7



Lagoon  
Nido  
7055-N5



Lagoon  
Angel's Trumpet  
7058-Y8



Lagoon  
Zigozago  
7060-BC



Lagoon  
Brazo  
7202-N3



Euro Form  
Palma Chair  
40237.02.002



Euro Form  
Erica  
40236.10.010



Texwood  
Fresco  
TCA210



Texwood  
Solo  
TCUA210-1



Texwood  
Fuse  
TCM220



Scandia Crossweave  
M4501CW



Vallero Crossweave  
M310001



Evolution Crossweave  
M5302



Oasis Crossweave  
M3005CW



Splash Strap  
M4009

style guide - chaise lounges



Alon  
M81009



Lantana  
M75009



Nexus  
M77009



Zuma  
M87009



Southern Cay Woven  
M76009A



Madero Cushion  
M26009R



Southern Cay Cushion  
M36009



Structure  
M28009



Vibe  
M32009



Array Sling  
M51029SR



Bistro Bellano Sling  
M5009S



Edge Sling  
M5209S



Edge Padded Sling  
M5209PS



Edge Sling  
M5229S



Edge Padded Sling  
M5229PS



Madero Sling  
M7509R



Meza Sling  
M5609S



Scandia Sling  
M4509S



Shoreline Sling  
M4909S



Shoreline Padded Sling  
M4909PS



Southern Cay Sling  
M66009



Southern Cay Sling  
M66009A



Vision Sling  
M4409S



Vision Padded Sling  
M4409PS



style guide - chaise lounges



Evolution Sling  
M53009



Mayfair Sling  
M65009



Key West Sling  
M8009, M7229R



Oasis Sling  
M4102S



Scandia Crossweave  
M4509CW



Vallero Crossweave  
M310009



Evolution Crossweave  
M5309



Oasis Crossweave  
M3105CW



Splash Strap  
M4102



Euro Form  
Atlantico Chaise  
40450.00.104




Texawood  
Fresco  
TCAC110



Lagoon

alon

Finish - Copper Weave - Beachwood



Beachwood



Designed by John Caldwell



**M81001**  
Dining Chair  
26"W 28.5"D 35.5"H 18.5"SH 24.5"AH  
Weight: 18.5

**M1881P** Premium Seat pad sold separately.  
**M10011P** Premium Chair pad sold separately.



**M81002**  
Lounge Chair  
32"W 30"D 33.25"H 16.5"SH 23.25"AH  
Weight: 22

**M1882P** Premium Seat pad sold separately.  
**M10012P** Premium Chair pad sold separately.



**M81008**  
Ottoman  
24.25"W 21.5"D 15.5"H  
Weight: 11.5

**M1888P** Premium Ottoman pad sold separately.



**M81007**  
Nesting Spa Chair  
28.5"W 24"D 27.75"H 11"SH 16.5"AH  
Weight: 16.5

**M1881P** Premium Seat pad sold separately.  
**M10011P** Premium Chair pad sold separately.



**M81009**  
Chaise Lounge w/Arms  
34"W 82.5"D 47.75"H 16.5"SH 21"AH  
Weight: 48.5

**M10009P** Premium Chaise pad sold separately.



**M81014**  
Bar Stool  
26"W 28.5"D 45.75"H 29"SH 35"AH  
Weight: 22

**M1881P** Premium Seat pad sold separately.  
**M10011P** Premium Chair pad sold separately.



**M81022**  
Love Seat  
59.25"W 30"D 33.25"H 16.5"SH 23.25"AH  
Weight: 38

**M1882P** Premium Seat pad sold separately.  
**M10012P** Premium Chair pad sold separately.



**M81003**  
Sofa  
86"W 30"D 33.25"H 16"SH 23.25"AH  
Weight: 54

**M1882P** Premium Seat pad sold separately.  
**M10012P** Premium Chair pad sold separately.



**M81086**  
Drum Table with stamped aluminum top  
18"W 18"D 18"H  
Weight: 11.5

- ≈ Transitional, rustic design style
- ≈ Frame is aluminum extrusion
- ≈ Frame is available in all powder coat finishes

- ≈ Weave is textural and multi-colored for natural appearance
- ≈ Optional chair and seat pads are available only in Premium construction

# zuma

Weave - Sapphire



Designed by John Caldwell



### SPECIAL ORDER WEAVE COLORS

The Zuma Collection is also available for order in these colors. Contact your sales representative for lead times.



**M87002BLU**  
Blue



**M87002RED**  
Red



**M87002YEL**  
Yellow



**M87002LIM**  
Lime



**M87002SLT**  
Slate

The Zuma Collection will be stocked in the following weave colors for immediate shipment: Sapphire (SAP), Rosewood (RWD), Driftwood (DWD) and Orange (ORG). The Towel rack is only stocked in the Sapphire, Rosewood and Driftwood weave colors.



**M87002SAP**  
Nest Lounge Chair with Folding Back (Sapphire)  
32"W 43.25"D 36"H 17.5"SH  
Weight: 30.5



**M87002RWD**  
Nest Lounge Chair with Folding Back (Rosewood)  
32"W 43.25"D 36"H 17.5"SH  
Weight: 30.5



**M87002DWD**  
Nest Lounge Chair with Folding Back (Driftwood)  
32"W 43.25"D 36"H 17.5"SH  
Weight: 30.5



**M87002ORG**  
Nest Lounge Chair with Folding Back (Orange)  
32"W 43.25"D 36"H 17.5"SH  
Weight: 30.5



**M87009SAP**  
Nest Chaise Lounge with Folding Back (Sapphire)  
32"W 69.5"D 38.5"H 17.75"SH  
Weight: 46

**STOCK COLORS**  
Lounge Chair, Chaise Lounge, Ottoman, Side Table and Towel Rack available in these 4 weave colors.



**M87008SAP**  
Stack Lounge Ottoman (Sapphire)  
27"W 30.5"D 16"H 16"SH  
Weight: 8.5



**M87006DWD**  
Stack Side Table (Driftwood)  
23"W 26.5"D 16"H  
Weight: 7.5



**\*M77041SAP**  
Towel Rack (Sapphire)  
24.25"W 24.25"D 40.75"H  
Weight: 46.5  
\*Not stocked in Orange Weave

- ≈ Contemporary design
- ≈ Stock colors available for immediate shipment
- ≈ Additional colors available as special order with longer lead times
- ≈ Aluminum powder coated frames
- ≈ Weave can vary by color

- ≈ All pieces either nest or stack
- ≈ Ottoman stores underneath lounge chair
- ≈ Side table stores underneath chair and chaise
- ≈ Folding back has single position

lantana

Weave - Slate



Slate



Designed by John Caldwell



**M75001**  
Nesting Dining Chair  
25.5"W 26.5"D 34"H 17.5"SH 23.5"AH  
Weight: 20

**M1945** Seat pad sold separately.  
**M1945P** Premium Seat pad sold separately.  
**M1946** Back pad sold separately.



**M75014**  
Bar Stool  
22"W 28"D 45.5"H 30"SH 35.5"AH  
Weight: 25

**M1945** Seat pad sold separately.  
**M1945P** Premium Seat pad sold separately.  
**M1946** Back pad sold separately.



**M75014B**  
Balcony Stool  
22"W 28"D 40.5"H 25"SH 30.5"AH  
Weight: 24

**M1945** Seat pad sold separately.  
**M1945P** Premium Seat pad sold separately.  
**M1946** Back pad sold separately.



**M75048RD**  
48" Round Dining Table  
48"W 48"D 29"H  
Weight: 31



**M75042SQ**  
42" Square Dining Table  
42"W 42"D 29"H  
Weight: 31



**M75036HSQ**  
36" Square Bar Table  
36"W 36"D 39"H  
Weight: 27



**M75036HRD**  
36" Round Bar Table  
36"W 36"D 39"H  
Weight: 24



**M75036BSQ**  
36" Square Balcony Table  
36"W 36"D 34"H  
Weight: 27



**M75036BRD**  
36" Round Balcony Table  
36"W 36"D 34"H  
Weight: 24

Dining tables require assembly of top to base.

- ≈ Contemporary design
- ≈ Frame created from extruded aluminum
- ≈ Dining chairs nest for convenient storage
- ≈ All tables have umbrella holes

- ≈ Dining tables have adjustable feet
- ≈ Cushions secure to frame
- ≈ Fiberglass underneath table top weave for support

# lantana

Throw pillows sold separately.

This collection is MODULAR and can be arranged in any configuration to fit your outdoor space. Visit our website to see some ideas. The possibilities are unlimited!



Slate

Designed by John Caldwell



**M75009**  
Nesting Chaise Lounge  
33"W 80.5"D 47"H 18"SH 23.5"AH  
Weight: 50

**M1948** Chaise pad sold separately.  
**M1948P** Premium Chaise pad sold separately  
**M1966** Chaise head pillow sold separately.



**M75016SQ**  
Stackable Side Table  
16"W 16"D 18.5"H  
Weight: 7



**M75062 / M75068**  
Grande Lounger and Grande Ottoman  
66"W 36"D 30"H 18"SH 21.5"AH Weight: 61  
60.5"W 29"D 11.5"H 18.5"SH Weight: 31

**M75062P / M75068P**  
with Premium cushion



**!** IMPORTANT ORDERING INFORMATION

Lantana Modular items should only be ordered with solid or textured fabrics. Fabrics with stripes or prints are not recommended on modular collections.



**M75004**  
Lounge Chair  
36.5"W 34"D 33.5"H 18"SH 24.5"AH  
Weight: 33

**M75004P**  
with Premium cushion



**M75003**  
Sofa  
84"W 34"D 33.5"H 18.5"SH 24.5"AH  
Weight: 70

**M75003P**  
with Premium cushions



**M75022**  
Love Seat  
60.5"W 34"D 33.5"H 18"SH 24.5"AH  
Weight: 66

**M75022P**  
with Premium cushions



**M75035R**  
Arm Chair - Right  
34.5"W 34"D 33.5"H 18"SH 24.5"AH  
Weight: 33

**M75035RP**  
with Premium cushion



**M75002**  
Armless Chair  
28.5"W 34"D 33.5"H 18"SH  
Weight: 29

**M75002P**  
with Premium cushion



**M75035L**  
Arm Chair - Left  
34.5"W 34"D 33.5"H 18"SH 24.5"AH  
Weight: 33

**M75035LP**  
with Premium cushion



**M75032**  
Corner Chair - Square  
34"W 34"D 33.5"H 18"SH  
Weight: 35

**M75032P**  
with Premium cushion



**M75008**  
Ottoman  
29"W 23.5"D 15.5"H 18"SH  
Weight: 16

**M75008P**  
with Premium cushion



**M75007**  
Coffee Table  
35"W 35"D 18"H  
Weight: 33



**M75066**  
Occasional Table  
22.5"W 22"D 18"H  
Weight: 20



**M75006**  
Side Table  
27"W 22"D 18"H  
Weight: 31



**M75050**  
Console Table  
52"W 15.5"D 25"H  
Weight: 34

# coeur d'alene

Finish - Bronze Weave - Oyster Fabric - 495

Oyster Weave



Designed by John Caldwell

**! IMPORTANT ORDERING INFORMATION**

**Note:** Bench and Garden Stool cushions are sold separately and are only available in solid and/or textured fabrics. **Not** available with pattern/prints or striped fabrics.

**M1867/M1867P Chair cushion sets are sold separately and are available in all fabrics.**



**M74001AC** shown with optional seat and back cushion set.  
**M1867** and **M1867P** Seat and back cushion set sold separately.  
**Also available: M1865 and M1865P** Seat cushion **ONLY** sold separately.



**M74014AC**  
 Bar Stool with Arms  
 23.5"W 23.5"D 43.5"H 30.5"SH 38"AH  
 Weight: 26



**M74014C**  
 Armless Bar Stool  
 23.5"W 23.5"D 43.5"H 30"SH  
 Weight: 24



**M74014BAC**  
 Balcony Stool with Arms  
 23.5"W 23.5"D 40"H 27.5"SH 34.5"AH  
 Weight: 26



**M74014BC**  
 Armless Balcony Stool  
 23.5"W 23.5"D 40"H 27.5"SH  
 Weight: 24



**M74001AC**  
 Dining Chair with Arms  
 23.5"W 23.5"D 31.5"H 17.5"SH 25"AH  
 Weight: 23



**M74001C**  
 Armless Side Chair  
 23.5"W 23.5"D 31.5"H 17.5"SH  
 Weight: 20



**M74065C**  
 5' Bench  
 60"W 19"D 18"H  
 Weight: 31  
**M1870** Two seat pads sold separately.  
**M1870P** Premium Two seat pads sold separately.



**M74061C**  
 Garden Stool  
 23"W 19"D 18"H  
 Weight: 24  
**M1869** Seat pad sold separately.  
**M1869P** Premium seat pad sold separately.



**M77040D**  
 Waste Receptacle  
 26"W 26"D 40.5"H  
 Weight: 36  
 One-sided opening.  
 32 gallon liner included.  
 In coordinating weave color Driftwood.

- ≈ Contemporary design
- ≈ Table tops are stamped aluminum
- ≈ Frame created from extruded aluminum

- ≈ Separate seat and back pads held secure in frame with ties to eyelets
- ≈ Seat and back pads are sold separately
- ≈ Available in all frame finishes

# coeur d'alene

Finish - Patina Weave - Oyster Fabric - 5417  
Throw pillows sold separately.



Designed by John Caldwell

**! IMPORTANT ORDERING INFORMATION**

Coeur d'Alene should be ordered with only solid or textured fabrics. Fabrics with stripes or prints are not recommended on modular collections.



**M74002C**  
Armless Lounge Chair  
32.5"W 32.5"D 32.5"H 18"SH  
Weight: 44

**M74002P**  
with Premium cushion



**M74035C**  
Left or Right End Chair  
32.5"W 32.5"D 32.5"H 18"SH  
Weight: 52

Left shown. For right, switch arm and back cushions.

**M74035P**  
with Premium cushion



**M74032C**  
Square Corner Chair  
32.5"W 32.5"D 32.5"H 18"SH  
Weight: 51

**M74032P**  
with Premium cushion



**M74033C**  
Circular Corner Chair  
32.5"W 32.5"D 32.5"H 18"SH  
Weight: 52

**M74033P**  
with Premium cushion



**M74004C**  
Arm Lounge Chair  
36.5"W 32.5"D 32.5"H 18"SH 26.5"AH  
Weight: 63

**M74004P**  
with Premium cushion



**M74008C**  
Square Ottoman  
32.5"W 32.5"D 18.5"H  
Weight: 34

**M74008P**  
with Premium cushion



**M74038C**  
Circular Ottoman  
32.5"W 32.5"D 18.5"H  
Weight: 34

**M74038P**  
with Premium cushion



**M74007C**  
Cocktail Table with Stamped Top  
32.5"W 32.5"D 18"H  
Weight: 45



**M74006C**  
End Table with Stamped Top  
24"W 24"D 19.5"H  
Weight: 29

- ≈ Contemporary design
- ≈ Modular aspect allows configurations for any setting
- ≈ Furniture components held together with two nylon clips
- ≈ Nylon clips keep furniture from moving front/back and side/side
- ≈ Frame created from extruded aluminum

- ≈ Cushions lock into frame without the need of ties
- ≈ Table tops are stamped aluminum
- ≈ Optional throw pillows (page 203)
- ≈ Available in all frame finishes


# coeur d'alene

Finish - Patina Weave - Oyster Fabric - 170  
Throw pillows sold separately.



Designed by John Caldwell

OYSTER WEAVE



Having the look and feel of real wicker, this proprietary weave creation was the result of dedicated time and effort. The material is a mix of polyethylene and UV inhibitors with no acrylic additives. Both the texture and coloration are achieved from the hands of an extrusion artist who intuitively adds the correct amount of pigment to the weave during precise temperature intervals in the production process. The weave coloration is infused throughout the core of the weave. The result is a beautiful, natural weathered weave material. All pieces of Coeur d'Alene are hand woven, strand by strand, by highly skilled artists. One chair can take more than a day to weave.



**M74022C**  
Love Seat  
64.5"W 33"D 30.5"H 18.5"SH 27"AH  
Weight: 86  
**M74022P**  
with Premium cushions



**M74003C**  
Sofa  
95.5"W 33"D 30.5"H 18.5"SH 27"AH  
Weight: 115  
**M74003P**  
with Premium cushions



**M74067C**  
Rectangular Coffee Table with Stamped Top  
40.5"W 25.5"D 18"H  
Weight: 29



**M74050C**  
Console Table  
64.5"W 15.5"D 26.5"H  
Weight: 47

- ~ Contemporary design
- ~ Coordinates with Coeur D'Alene modular furniture
- ~ Sofa and love seat are not modular in design
- ~ Frame created from extruded aluminum
- ~ Cushions lock into frame without the need of ties

- ~ Table tops are stamped aluminum
- ~ Console top and shelves include fiberglass under weave for support
- ~ Optional throw pillows (page 203)
- ~ Available in all frame finishes



Rosewood

# nexus

Weave - Rosewood Fabric - 5404



Select Nexus products are also available in Driftwood weave color. (pages 29-33)  
**Seat pads, chaise pads, and head pillows sold separately.**





**M77001**  
Stacking Dining Chair With Arms  
24.5"W 25"D 34"H 17"SH 25"AH  
Weight: 14

**M1701** Seat pad sold separately.  
**M1701P** Premium Seat pad sold separately.



**M77093**  
Bar Stool With Arms  
24"W 20.5"D 39"H 27"SH 35"AH  
Weight: 17

**M1701** Seat pad sold separately.  
**M1701P** Premium Seat pad sold separately.



**M77094**  
Backless Bar Stool  
21"W 18"D 27"H  
Weight: 13

**M1970** Seat pad sold separately.  
**M1970P** Premium Seat pad sold separately.



**M77093B**  
Balcony Height Stool With Back  
24"W 21"D 34.5"H 23"SH 31"AH  
Weight: 16.5

**M1701** Seat pad sold separately.  
**M1701P** Premium Seat pad sold separately.



**M77094B**  
Backless Balcony Stool  
21"W 18.5"D 23"H  
Weight: 10.5

**M1970** Seat pad sold separately.  
**M1970P** Premium Seat pad sold separately.



**M77036BSQU**  
36" Square Balcony Height Table With Hole  
36"W 36"D 35"H  
Weight: 32



**M77048SQU**  
Square Dining Table With Hole  
48"W 48"D 28"H  
Weight: 34



**M77036SQU**  
Square Dining Table With Hole  
36"W 36"D 28"H  
Weight: 30



**M77036HSQU**  
Bar Table With Hole  
36"W 36"D 39"H  
Weight: 33



Acrylic underlayment on table top prior to weaving. Adds support to weave. Applies to all tables.

- ≈ Transitional design
- ≈ Select pieces available in Driftwood weave (pages 29-33)
- ≈ Proprietary polyethylene weave material with UV stabilizers
- ≈ Hand woven over painted, tubular aluminum frame

- ≈ Acrylic underneath all table tops for support of weave
- ≈ Seat cushions include velcro ties that affix to eyelets built into frame
- ≈ Nylon foot glides protect furniture and floor surface

nexus



Another great modular collection from Texacraft. Shape it to fit the space and enjoy the relaxing comfort of this very popular collection. The beautiful hue of Nexus' Rosewood Weave color will coordinate with any environment and any fabric selection. Apply the special frame clips to hold everything in place.

Weave - Rosewood Fabric - 902  
Throw pillows sold separately

Select Nexus products are also available in Driftwood weave color. (pages 29-33)



**M77032**  
Corner Chair  
35"W 35"D 31"H 17.5"SH  
Weight: 40  
**M77032P**  
with Premium cushion



**M77004**  
Lounge Chair  
34.5"W 34.75"D 31"H 17.5"SH 27.5"AH  
Weight: 44  
**M77004P**  
with Premium cushion



**M77002**  
Armless Single Chair  
27"W 35"D 31"H 17.5"SH  
Weight: 28  
**M77002P**  
with Premium cushion



**M77018SQ**  
Square Side Table  
18.5"W 18.5"D 19"H  
Weight: 4.2



**M77030SQ**  
Coffee Table  
30"W 30.25"D 17.5"H  
Weight: 27



**M77024SQ**  
End Table  
24"W 24"D 17.5"H  
Weight: 21



**M77008**  
Ottoman  
27"W 27"D 17.5"H  
Weight: 19

**M77008P**  
with Premium cushion



**M77022**  
Armless Two Seat  
53"W 35"D 31"H 17.5"SH  
Weight: 56

**M77022P**  
with Premium cushions



**M77009**  
Stack Chaise Lounge  
30.5"W 92.75"D 42.5"H 14.5"SH  
Weight: 47

**M1709** Chaise pad sold separately.

**M1709P** Premium chaise pad sold separately

**M1710** Chaise pillow sold separately.



**M77069**  
Double Chaise Lounge  
60.5"W 92.5"D 42.5"H 14.5"SH  
Weight: 94


Ships with (2) **M77009** chaises, (2) **M1709** chaise pads and (3) special clips to securely join the chaises together.

**M77069P** same as above with Premium Chaise pads

# nexus



BLUE  
M77086B



LIME  
M77086L



YELLOW  
M77086Y



ORANGE  
M77086O



RED  
M77086R

## IMPORTANT ORDERING INFORMATION

Only the Nexus M77086 Side Table/Stool is available in bright weave colors above. All other pieces in the Nexus line are NOT available in these bright weave colors.



### M77085

Ultra Lounge With Canopy  
66"W 35"D 36.5"H CLOSED 63"H OPEN 17.5"SH  
Weight: 62

### M77085P

with Premium cushion

Canopy should not be opened in windy conditions.

## IMPORTANT ORDERING INFORMATION

Canopy only available in Sunbrella® fabric **5404 Canvas Natural**.



**M77086**  
Side Table/Stool  
20"W 20"D 17.5"H  
Weight: 10  
Available in additional bright weave colors. See previous page.



Side table converts to stool  
Shown with optional pad - **M1971**  
**M1971** Pad sold separately.  
**M1971P** Premium Pad sold separately



**M77041**  
Towel Rack  
24.25"W 24.25"D 40.75"H  
Weight: 46.5



**M77040**  
Waste Receptacle  
26"W 26"D 40.5"H  
Weight: 40  
One-sided opening.  
32 gallon liner included.



**M77081**  
Barrel Chair with Seat Pad  
36.5"W 36.5"D 30"H 17"SH  
Weight: 28  
**M77081P**  
with Premium Seat pad



**M77022A**  
Love Seat  
60"W 35"D 31.5"H 17.5"SH 27.5"AH  
Weight: 64  
**M77022AP**  
with Premium cushions



**M77003**  
3 Seat Sofa  
86"W 35"D 31.5"H 17.5"SH 27.5"AH  
Weight: 75

**M77003P**  
with Premium cushions



**M77062R**  
Grande Lounger  
60"W 35"D 31.5"H 17.5"SH 27.5"AH  
Weight: 64

**M77062P**  
with Premium cushion



**M77068R**  
Grande Lounger Ottoman  
52"W 35"D 17.5"SH  
Weight: 40

**M77068RP**  
with Premium cushion



**M77082/M77088**  
**M993** Throw pillows are sold separately.



**M77082**  
Ultra Lounge Without Canopy  
66"W 35"D 25"H 17.5"SH  
Weight: 51

**M77082P**  
with Premium cushion



**M77088**  
Ultra Ottoman  
57.5"W 28"D 17.5"SH  
Weight: 36

**M77088P**  
with Premium cushion



# nexus

Weave - Rosewood Fabric - 5404  
Throw pillows sold separately.



**M77030**  
Quarter Circle Without Back  
98"W 34"D 17.5"H  
Weight: 44

**M77030P**  
with Premium cushions



**M77033**  
Quarter Circle With Back  
98"W 34"D 32"H 17.5"SH  
Weight: 74

**M77033P**  
with Premium cushions



**M77036**  
Round Table  
30"W 30"D 17"H  
Weight: 16



**M77038**  
Quarter Ottoman  
34"W 34"D 17.5"H  
Weight: 23

**M77038P**  
with Premium cushion

nexus

Weave - Driftwood



Driftwood





**M77001D**  
Stack Dining Chair with Arms  
24.5"W 25"D 34"H 17"SH 25"AH  
Weight: 14

**M1701** Seat pad sold separately.  
**M1701P** Premium Seat pad sold separately.



**M77093D**  
Bar Stool with Arms  
24"W 20.5"D 39"H 27"SH 35"AH  
Weight: 17

**M1701** Seat pad sold separately.  
**M1701P** Premium Seat pad sold separately.



**M77094D**  
Backless Bar Stool  
21"W 18.5"D 27"H  
Weight: 13

**M1970** Seat pad sold separately.  
**M1970P** Premium Seat pad sold separately.



**M77093BD**  
Balcony Height Stool with Back  
24"W 21"D 34.5"H 23"SH 31"AH  
Weight: 16.5

**M1701** Seat pad sold separately.  
**M1701P** Premium Seat pad sold separately.



**M77094BD**  
Backless Balcony Height Stool  
21"W 18.5"D 23"H  
Weight: 10.5

**M1970** Seat pad sold separately.  
**M1970P** Premium Seat pad sold separately.



**M77036HSQUD**  
36" Bar Table with Hole  
36"W 36"D 39"H  
Weight: 33



**M77036BSQUD**  
36" Sq. Balcony Height Table with Hole  
36"W 36"D 35"H  
Weight: 32



**M77048SQUD**  
48" Sq. Dining Table with Hole  
48"W 48"D 28"H  
Weight: 34



**M77036SQUD**  
36" Sq. Dining Table with Hole  
36"W 36"D 28"H  
Weight: 30



# nexus

Weave - Driftwood Fabric - 5404  
Throw pillows sold separately.



Also available in Rosewood weave color. (pages 22-28)



**M77004D**  
Lounge Chair  
34.5"W 34.75"D 31"H  
17.5"SH 27.5"AH  
Weight: 44

**M77004DP**  
with Premium cushion



**M77008D**  
Ottoman  
27"W 27"D 17.5"SH  
Weight: 19

**M77008DP**  
with Premium cushion



**M77081D**  
Barrel Chair  
36.5"W 36.5"D 30"H  
17.5"SH  
Weight: 28

**M77081DP**  
with Premium cushion



**M77086D**  
Side Table/Stool  
20"W 20"D 17.5"H  
Weight: 10  
Available in additional  
Bright weave colors. (page 26)



Side table  
converts to  
stool with  
optional pad

**M1971** Pad sold separately.  
**M1971P** Premium Pad sold separately



**M77009D**  
Stack Chaise Lounge  
30.5"W 92.75"D 42.5"H 14.5"SH  
Weight: 47

**M1709** Chaise pad sold separately.  
**M1709P** Premium Chaise pad  
sold separately.  
**M1710** Chaise pillow sold separately.



**M77069D**  
Double Chaise Lounge  
60.5"W 92.5"D 42.5"H 14.5"SH  
Weight: 94

Ships with (2) **M77009D** chaises,  
(2) **M1709** chaise pads and (3) special clips to securely  
join the chaises together.

**M77069DP** same as above with Premium Chaise pads



**M77041D**  
Towel Rack  
24.25"W 24.25"D 40.75"H  
Weight: 46.5



**M77040D**  
Waste Receptacle  
26"W 26"D 40.5"H  
Weight: 36



**M77082D**  
Ultra Lounger  
Without Canopy  
66"W 35"D 36.5"H 17.5"SH  
Weight: 51

**M77082DP**  
with Premium cushion



**M77085D\***  
Ultra Lounge with Canopy  
66"W 35"D 36.5"H (Closed)  
63"H (Open) 17.5"SH  
Weight: 62

**M77085DP**  
with Premium cushion



**M77088D**  
Ultra Lounger Ottoman  
57.5"W 28"D 17.5"SH  
Weight: 36

**M77088DP**  
with Premium cushion

\*Canopy only available in Sunbrella® fabric **5404 Canvas Natural**.



**M77024SQD**  
End Table  
24"W 24"D 17.5"SH  
Weight: 21



**M77030SQD**  
Coffee Table  
30"W 30"D 17.5"SH  
Weight: 27



**M77018SQD**  
Square Side Table  
18.5"W 18.5"D 19"H  
Weight: 4.2



**M77002D**  
Armless Single Chair  
27"W 35"D 31"H 17.5"SH  
Weight: 28  
**M77002DP**  
with Premium cushion



**M77022D**  
Armless Two Seat  
53"W 35"D 31"H 17.5"SH  
Weight: 60

**M77022DP**  
with Premium cushions



**M77032D**  
Corner Chair  
35"W 35"D 31"H 17.5"SH  
Weight: 40

**M77032DP**  
with Premium cushion



**M77022AD**  
Love Seat  
60"W 35"D 31.5"H 17.5"SH 27.5"AH  
Weight: 66

**M77022ADP**  
with Premium cushions



**M77003D**  
Three Seat Sofa  
86"W 35"D 31.5"H 17.5"SH 27.5"AH  
Weight: 75

**M77003DP**  
with Premium cushions



**M77062D**  
Grande Lounger  
60"W 35"D 31.5"H 17.5"SH 27.5"AH  
Weight: 66

**M77062DP**  
with Premium cushion



**M77068D**  
Grand Lounger Ottoman  
52"W 35"D 17.5"SH  
Weight: 40

**M77068DP**  
with Premium cushion

# array modular

Finish - Smooth White Fabric - 5404

Finalist for the 2016 Pinnacle Award - Summer/Casual category hosted by the American Society of Furniture Designers



Designed by John Caldwell



array modular

### ! IMPORTANT ORDERING INFORMATION

Array Modular should be ordered with only solid or textured fabrics.  
Fabrics with stripes or prints are not recommended on modular collections.



**\*M31052**  
Curved Double Segment  
60"W 34"D 30.5"H 18"SH  
Weight: 62

**M31052P**  
with Premium cushion

**\*(4) M31052 create a complete  
1/2 circle seating ensemble**



**M31035L**  
Double Left Arm Segment  
61.125"W 34"D 30.5"H 18"SH 30.5"AH  
Weight: 72

**M31035LP**  
with Premium cushions



**M31035R**  
Double Right Arm Segment  
61.125"W 34"D 30.5"H 18"SH 30.5"AH  
Weight: 72

**M31035RP**  
with Premium cushions



**M31058**  
Circular Ottoman  
60"W 34"D 18"H  
Weight: 36

**M31058P**  
with Premium cushion



**M31008**  
Square Ottoman  
34"W 34"D 18"H  
Weight: 28

**M31008P**  
with Premium cushion



**M31038**  
Quarter Round Ottoman  
34"W 34"D 18"H  
Weight: 25

**M31038P**  
with Premium cushion

- ≈ Mid-century modern inspired design
- ≈ Pieces are modular including tables
- ≈ Curved shaped pieces yield endless serpentine configurations
- ≈ Frames created from aluminum extrusions

- ≈ Available in all frame finishes
- ≈ Back cushion is form fitted and ergonomically shaped
- ≈ Back cushions utilize Fast Track attachment/removal method
- ≈ Table tops are created from 3/16" solid, stamped aluminum

array modular



Designed by John Caldwell

## ! IMPORTANT ORDERING INFORMATION

Array Modular should be ordered with only solid or textured fabrics. Fabrics with stripes or prints are not recommended on modular collections.



**M31004**

Lounge Chair  
38"W 31"D 33"H 18"SH 25"AH  
Weight: 47

**M31004P**

with Premium cushion



**M31002**

Straight Armless Segment  
28"W 34"D 30.5"H 18"SH  
Weight: 39

**M31002P**

with Premium cushion



**M31028**

Lounge Chair Ottoman  
27"W 20"D 18"H  
Weight: 21

**M31028P**

with Premium cushion



**M31033**

Circular Corner Segment  
34"W 34"D 30.5"H 18"SH  
Weight: 42

**M31033P**

with Premium cushion

**Note:** Not available with sling fabric. Contact sales representative for more information.



**M31032**

Square Corner Segment  
34"W 34"D 30.5"H 18"SH  
Weight: 47

**M31032P**

with Premium cushion



**M31007**

Square Cocktail Table  
34"W 34"D 16.5"H  
Weight: 33  
Solid Surface Aluminum Top



**M31067**

Rectangular Occasional Table  
34"W 16.5"D 16.5"H  
Weight: 21  
Solid Surface Aluminum Top



**M31037**

Quarter Round Table  
34"W 34"D 16.5"H  
Weight: 28  
Solid Surface Aluminum Top



**M31066**

Small Occasional Table  
22"W 16"D 21.5"H  
Weight: 6  
Solid Surface Aluminum Top

# array daybed

The Array Daybed requires some assembly. Assembly consists of one lower bed frame, 4 posts, one top canopy. The lower bed unit is fully welded. The four posts attach to the bed frame and to the top canopy with supplied stainless steel bolts. The top canopy is fully welded. The male post fittings provide a sturdy frame when assembled. The bed frame can be surface mounted.

**CUSHION DAYBED** Order the sling base and order cushion set M1304 or M1304P. When canopy is ordered **M31085CS**, you must also select a sling fabric for the SHADE as well. Canopy is only available in sling fabrics (woven vinyl fabrics). Frame is available in all frame finishes.

## **M31085S**

Daybed Sling  
Shown with optional **M31085CS**  
canopy & shades sold separately.  
55"W 90"D 17.5"SH  
Overall Height: 80"  
Weight: 158.5

### **!** IMPORTANT ORDERING INFORMATION

When ordering the shade — select sling fabrics only.  
Stripe patterns are not recommended.  
Acrylic/cushion fabrics cannot be ordered for shades.



Designed by John Caldwell



**M31085S**

Daybed Sling

Shown with optional **M31085CS** canopy & shades and **M1304** cushion set both sold separately.

55"W 90"D 21.5"SH

Overall Height: 80" (With Canopy) Weight: 176.5

**M1304P** Premium Cushion Set sold separately



**M31085S**

Daybed Sling Base Without Canopy And Shades

55"W 90"D 45"H 17.5"SH

Weight: 112



The shades are adjustable and are secured to the frame using "C" pockets welded to the 4 posts. The shade rods slip into the "C" pockets with tension that holds them securely in place.



Shade rod secured into "C" pocket.



**M1330**

Daybed Head Pillow

23.5"W 9"D 5"H

Fits with or without cushion



The side shades can be pulled up and totally out of the way by simply placing the tension rods in the double "U" brackets located in the top middle of the front and back of the top canopy.



If the canopy is not utilized end caps cover the four corner extrusions of the lower bed frame.



Double skate wheels on the back of lower bed frame allow easy mobility.

# array sling

Finish - Textured Silver Fabric - 866



Designed by John Caldwell



**M5101S**  
Nesting Dining Chair  
27.5"W 28"D 35.5"H 18"SH 23.5"AH  
Weight: 15



**M5105SB**  
Balcony Height Stool  
27.5"W 29.5"D 40"H 23"SH 28"AH  
Weight: 17



**M5105S**  
Bar Height Stool  
27.5"W 29.5"D 46"H 29"SH 34"AH  
Weight: 19



**M5129SR**  
Stacking Chaise Lounge with Wheels  
30"W 85.5"D 46"H 17.5"SH  
Weight: 39



**M5106S**  
Nesting Sand Chair  
28"W 28.5"D 29.5"H 11"SH 16.5"AH  
Weight: 13



**M5107S**  
Nesting Spa Chair  
28"W 28.5"D 29"H 11"SH 16.5"AH  
Weight: 12

- ≈ Modern design
- ≈ Single sling bucket
- ≈ Heavy walled extrusions
- ≈ Available in all frame finishes

- ≈ Nylon Foot Glides protect extrusion and surface area
- ≈ Dining, Sand, Spa chairs nest
- ≈ Chaise Lounge stacks

# vibe modular

Finish - Java Fabric - 5404



## ❗ IMPORTANT ORDERING INFORMATION

Vibe Modular items should only be ordered with solid or textured fabrics. Fabrics with stripes or prints are not recommended on modular collections. Arms/Surround **ONLY AVAILABLE** in Natural Teak color as shown.



**M32002**  
Armless Chair  
26"W 31"D 31.5"H 20.5"SH  
Weight: 28  
**M32002P**  
with Premium cushion



**M32032L**  
Square Corner Chair - Left  
32"W 31"D 32.5"H 20.5"SH 31.5"AH  
Weight: 38  
**M32032LP**  
with Premium cushion



**M32032R**  
Square Corner Chair - Right  
32"W 31"D 32.5"H 20.5"SH 31.5"AH  
Weight: 38  
**M32032RP**  
with Premium cushion



**M32035R**  
Square End Chair - Right  
32"W 31"D 32.5"H 20.5"SH 31.5"AH  
Weight: 36  
**M32035RP**  
with Premium cushion



**M32035L**  
Square End Chair - Left  
32"W 31"D 32.5"H 20.5"SH 31.5"AH  
Weight: 36  
**M32035LP**  
with Premium cushion



**M32022**  
Love Seat  
63.5"W 31"D 32.5"H 20.5"SH 31.5"AH  
Weight: 73  
**M32022P**  
with Premium cushions



**M32003**  
Sofa  
90"W 31"D 32.5"H 20.5"SH 31.5"AH  
Weight: 99  
**M32003P**  
with Premium cushions

Vibe arms/surround have the look of natural teak and is a product made from recycled milk jugs, detergent bottles, etc. Refer to page 92 for more information on our Texawood product.

- ≈ Mid-century modern inspired design
- ≈ Pieces are modular and affix to one another with nylon clips
- ≈ Arms made from TexaWood- created from recycled plastics
- ≈ Arms only available in Texawood Teak color (shown)

- ≈ Frames are aluminum extrusion
- ≈ Chair side panels created from 3/16" stamped aluminum sheets
- ≈ Back cushion is ergonomically formed for comfort
- ≈ Frame available in all finishes

# vibe modular

Finish - Java Fabric - 5404



These tops and side frames are created from 3/16" solid aluminum sheets.  
Arms/Surround **ONLY AVAILABLE** in Natural Teak color as shown



**M32007**  
Square Table  
27"W 27"D 17"H  
Weight: 24



**M32006**  
End Table  
16"W 16"D 18.5"H  
Weight: 9



**M32067**  
Rectangular Occasional Table  
40"W 24"D 14.5"H  
Weight: 27



**M32009**  
Chaise Lounge with Wheels  
31"W 78"D 38.5"H 19"SH 23"AH Weight: 53

**M32009P**  
with Premium cushion



**M32004**  
Lounge Chair  
36.5"W 31"D 32.5"H 20.5"SH 31.5"AH  
Weight: 54

**M32004P** with Premium cushion



**M32008**  
Lounge Chair Ottoman  
27.5"W 26.5"D 20.5"H Weight: 17

**M32008P**  
with Premium cushion

# southern cay modular



This collection is MODULAR and can be arranged in any configuration to fit your outdoor space. Visit our website to see some ideas. The possibilities are unlimited.

Finish - Antigua Fabric - 5416

Designed by John Caldwell



Circular Chaise Bed



Round Bed





The Southern Cay frame is created from a heavy duty, low profile elliptical extrusion.

**! IMPORTANT ORDERING INFORMATION**

Southern Cay Modular should be ordered with only solid or textured fabrics. Fabrics with stripes or prints are not recommended on modular collections.

Design Patents D698,170; D698,169; D698,174; D698,173



**M35002**  
Single Chair  
35"W 35"D 28"H 16"SH  
Weight: 30

**M35002P**  
with Premium cushion



**M35004**  
Lounge Chair  
35"W 33"D 28"H 16"SH 25.25"AH  
Weight: 33

**M35004P**  
with Premium cushion



**M35022**  
Double Chair  
70"W 35"D 28"H 16"SH  
Weight: 47

**M35022P**  
with Premium cushions



**M35032**  
Square Corner Chair  
35"W 35"D 28"H 16"SH  
Weight: 34

**M35032P**  
with Premium cushion



**M35033**  
Circular Corner Chair  
35"W 35"D 28"H 16"SH  
Weight: 26

**M35033P**  
with Premium cushion

Not available with sling fabric. Consult sales representative for more information.



**M35034**  
Quarter Circle (inside circle)  
98.5"W 45.5"D 28"H 15.75"SH  
Weight: 91

**M35034P**  
with Premium cushion

Not available with sling fabric. Consult sales representative for more information.



**M35038**  
Circular Ottoman  
35"W 35"D 16"H  
Weight: 20

**M35038P**  
with Premium cushion



**M35008**  
Square Ottoman  
35"W 35"D 16"H  
Weight: 20

**M35008P**  
with Premium cushion



**M35007**  
Coffee Table  
Stamped Aluminum Top  
35"W 35"D 14.5"H  
Weight: 33



**M35006**  
Occasional Table  
Stamped Aluminum Top  
21"W 21"D 19"H  
Weight: 9

- ≈ Contemporary design
- ≈ Created from heavy-walled elliptical aluminum extrusion
- ≈ Ergonomic shaped back cushion for added comfort
- ≈ Aluminum strap cushion seat substructure

- ≈ Nylon foot glides protect furniture and floor surface
- ≈ All modular pieces affix with specially designed "U" clip
- ≈ Available in all frame finishes
- ≈ Deep seating cushions are made from fiber wrapped foam

# southern cay cushion

Finish - Patina Fabric - 3077, 3112



Designed by John Caldwell



**M36001**  
Dining Chair  
27.5"W 32.5"D 37"H 19.5"SH 27.5"AH  
Weight: 28

**M36001P**  
with Premium cushion



**M36002**  
Lounge Chair  
30.5"W 32.5"D 35.5"H 16"SH 24"AH  
Weight: 29

**M36002P**  
with Premium cushion



**M36009**  
Chaise Lounge  
24.25"W 85.5"D 51"H 19.25"SH 23"AH  
Weight: 54

**M36009P**  
with Premium cushion



**M36003**  
Sofa  
78.5"W 32.5"D 35.5"H 21"SH 23.75"AH  
Weight: 60

**M36003P**  
with Premium cushions



**M36022**  
Love Seat  
54.5"W 32.5"D 35.5"H 21"SH 23.75"AH  
Weight: 42

**M36022P**  
with Premium cushions



**M36008**  
Ottoman  
28"W 23.5"D 18"H  
Weight: 15

**M36008P**  
with Premium cushion

- ≈ Contemporary design
- ≈ Created from heavy-walled elliptical aluminum extrusion
- ≈ Ergonomic shaped back frame for added comfort
- ≈ Vinyl strap cushion seat substructure

- ≈ Nylon foot glides protect furniture and floor surface
- ≈ Available in all frame finishes
- ≈ Deep seating cushions are made from fiber wrapped foam
- ≈ Cushions can be ordered with a coordinating welt fabric

# southern cay woven

Finish - Patina Weave - Oyster

Oyster Weave



Designed by John Caldwell



**M76001**  
Dining Chair  
27.5"W 26.5"D 35.5"H 19"SH 24.75"AH  
Weight: 25



**M76014**  
Bar Stool  
27.5"W 26.5"D 46.5"H 28.5"SH 35"AH  
Weight: 28



**M76014B**  
Balcony Height Stool  
27.5"W 26.5"D 41.5"H 23.5"SH 30"AH  
Weight: 27



**M76009A**  
Chaise Lounge  
29.5"W 81.5"D 47"H 17"SH 23"AH  
Weight: 49



**M76006**  
Sand Chair  
26"W 31"D 29"H 12"SH 18.25"AH  
Weight: 20



**M76009**  
Armless Stack Chaise  
26.5"W 81.5"D 47"H 17"SH  
Weight: 44



**M76008**  
Ottoman  
25.5"W 22"D 17"H  
Weight: 13

- ≈ Contemporary design
- ≈ Created from heavy-walled elliptical aluminum extrusion
- ≈ Nylon foot glides protect furniture and floor surface

- ≈ Woven bucket fully woven front and back
- ≈ Available in all frame finishes



# southern cay sling

Finish - Black Fabric - 507



Designed by John Caldwell



**M66001**  
Nesting Dining Chair  
27.25"W 29"D 35.25"H 18"SH 24.5"AH  
Weight: 18



**M66014**  
Bar Stool  
27.5"W 27"D 43.75"H 27.75"SH 34.75"AH  
Weight: 21



**M66014B**  
Balcony Height Stool  
27.5"W 27"D 40.5"H 23"SH 30.25"AH  
Weight: 19



**M66009A**  
Chaise Lounge with Arms  
29.5"W 80"D 44.25"H 15.75"SH 23"AH  
Weight: 39



**M66006R**  
Stacking Sand Chair  
26"W 31"D 29"H 12"SH 18.25"AH  
Weight: 17



**M66009**  
Stacking Chaise Lounge  
26.5"W 80"D 44.25"H 15.75"SH  
Weight: 36



**M66008**  
Ottoman  
25.5"W 21.5"D 17"H  
Weight: 11

- ≈ Contemporary design
- ≈ Created from heavy-walled elliptical aluminum extrusion
- ≈ Slim-line sling rail extrusion with ergonomic design

- ≈ Nylon foot glides protect furniture and floor surface
- ≈ Available in all frame finishes



# edge modular cushion

Finish - Smooth White Fabric - 3033



**Throw pillows sold separately.**

This modular collection should only be ordered with solid or textured fabrics. Fabrics with stripes or prints are not recommended on modular collections.


This collection is MODULAR and can be arranged in any configuration to fit your outdoor space. Visit our website to see some ideas. The possibilities are unlimited.

Designed by John Caldwell



## Fast Track Rail

Insert back cushion spline into channel for easy on and easy off.



12th  
hospitality design  
awards  
Finalist  
Outdoor Furnishings  
Edge  
Teacrest



**!** IMPORTANT ORDERING INFORMATION

Edge Modular Cushion is only available in the following finishes: Antigua, Textured Pewter, Black, Smooth White, Antique Bisque, Silver, Patina, Bronze, Olympic Gold and Java



**M34032**  
Square Corner Chair  
44.5"W 44.5"D 44"H 19"SH  
Weight: 64  
**M34032P**  
with Premium cushion



**M34033**  
Circular Corner Chair  
44.5"W 44.5"D 44"H 19"SH  
Weight: 56  
**M34033P**  
with Premium cushion  
Cushions not available with sling fabric.  
Consult sales representative for more information.



**M34002**  
Armless Chair  
36.5"W 44.5"D 44"H 19"SH  
Weight: 49  
**M34002P**  
with Premium cushion



**M34034**  
Circular Outside Corner Chair  
44.5"W 44.5"D 44"H 19"SH  
Weight: 50  
**M34034P**  
with Premium cushion  
Cushions Not Available with Sling Fabric.  
Consult sales representative for more information.



**M34008**  
Square Ottoman  
36.5"W 36.5"D 18.5"H  
Weight: 33  
**M34008P**  
with Premium cushion



**M34038**  
Circular Ottoman  
36.5"W 36.5"D 18.5"H  
Weight: 30  
**M34038P**  
with Premium cushion



**M34007**  
Square End Table  
36.5"W 36.5"D 17"H  
Weight: 35



**M34006**  
Round Occasional Table  
18.5"W 18.5"D 19"H  
Weight: 8



**M34037**  
Circular End Table  
36.5"W 36.5"D 17"H  
Weight: 29

- ≈ Extra wide heavy wall extrusion
- ≈ Sling back cushion support in coordinating finish color
- ≈ "Fast Track" rail for each back cushion attachment and removal

- ≈ Modular pieces fit together with clip to eliminate movement
- ≈ "Privacy Height" frame offers personal space
- ≈ Available in specific frame finishes - listing top of page

# edge padded Sling

Finish - Textured Pewter Fabric - 460



Designed by John Caldwell



**M5201PS**  
Dining Chair  
26.5"W 29.5"D 35.5"H 18.5"SH 24"AH  
Weight: 22



**M5205PSB**  
Balcony Stool  
26.5"W 28.5"D 42"H 24"SH 29"AH  
Weight: 24



**M5205PS**  
Bar Stool  
26.5"W 30"D 47"H 29"SH 34"AH  
Weight: 25



**M5209PS**  
Chaise With Wheels  
30"W 86"D 41"H 18.5"SH 23.5"AH  
Weight: 48



**M5207PS**  
Nesting Spa Chair  
26.5"W 29"D 25"H 10.5"SH 17"AH  
Weight: 15



**M5206PS**  
Sand Chair  
26.5"W 29"D 25"H 10.5"SH 17"AH  
Weight: 16



**M5229PS**  
Stacking Chaise Armless with Wheels  
30"W 86"D 41"H 18.5"SH  
Weight: 47



**M5212PS**  
Chat Chair  
29"W 29"D 39"H 16.5"SH 21.5"AH  
Weight: 24

Approx. 2" shorter than dining chair.  
Not for use with dining table.




**M5208PS**  
Ottoman  
25.5"W 22.5"D 15"H  
Weight: 12

- ≈ Contemporary design
- ≈ Heavy wall extrusion
- ≈ One-piece sling bucket ergo shape

- ≈ Nylon foot glides protect floor surface
- ≈ Two layers of sling fabric with inner lining of outdoor dacron fiber
- ≈ Available in all frame finishes

# edge sling

Finish - Celedon Fabric - 464



Designed by John Caldwell



**M5201S**  
Dining Chair  
26.5"W 29.5"D 35.5"H 18.5"SH 24"AH  
Weight: 21



**M5205SB**  
Balcony Stool  
26.5"W 28.5"D 42"H 24"SH 29"AH  
Weight: 24



**M5205S**  
Bar Stool  
26.5"W 30"D 47"H 29"SH 34"AH  
Weight: 24



**M5209S**  
Chaise with Wheels  
30"W 86"D 41"H 18.5"SH 23.5"AH  
Weight: 46



**M5229S**  
Stacking Chaise Armless with Wheels  
30"W 86"D 41"H 18.5"SH  
Weight: 45



**M5207S**  
Nesting Spa Chair  
26.5"W 29"D 25"H  
10.5"SH 17"AH  
Weight: 14



**M5206S**  
Nesting Sand Chair  
26.5"W 29"D 25"H  
10.5"SH 17"AH  
Weight: 15



**M5212S**  
Chat Chair  
29"W 29"D 39"H 16.5"SH 21.5"AH  
Weight: 23  
Approx. 2" shorter than dining chair.  
Not for use with dining table.



**M5208S**  
Ottoman  
25.5"W 22.5"D 15"H  
Weight: 11

- ≈ Contemporary design
- ≈ Created from heavy-wall extruded aluminum extrusion
- ≈ One-piece sling bucket ergo shape

- ≈ Nylon foot glides protect floor surface
- ≈ Available in all frame finishes

# shoreline padded sling

Finish - Silver Fabric - 043



The Shoreline frame is created from a heavy duty oval shape aluminum extrusion.



Designed by John Caldwell

**! IMPORTANT ORDERING INFORMATION**

Shoreline Padded Sling is only available with sling fabrics. Some open weave fabrics are not available for padded sling.



Shoreline's Oval Extrusion Profile



**M4901PS**  
Padded Nesting Dining Chair  
28.5"W 24.5"D 36.5"H 18"SH 25.5"AH  
Weight: 17



**M4905PS**  
Padded Bar Stool  
28.5"W 26"D 46"H 28"SH 35"AH  
Weight: 19



**M4905PSB**  
Padded Balcony Height Stool  
28.5"W 25"D 41"H 23"SH 30"AH  
Weight: 19



**M4910PS**  
Padded Armless Nesting Side Chair  
23"W 26.5"D 36"H 18.5"SH  
Weight: 12



**M4906PS**  
Padded Nesting Sand Chair  
28.5"W 26"D 28"H 10"SH 16"AH  
Weight: 13



**M4909PS**  
Padded Stacking Chaise Lounge with Wheels  
29.5"W 80.5"D 44.5"H 16.5"SH  
Weight: 47

- ≈ Transitional Design
- ≈ Created from heavy-wall extruded aluminum extrusion
- ≈ Ergonomically formed two-piece bucket for comfort
- ≈ Nylon foot glides protect the furniture and floor surface

- ≈ Frames Nest (except Bar and Balcony Height Stools)
- ≈ Two layers of sling fabric with inner lining of outdoor dacron fiber
- ≈ Available in all frame finishes

# shoreline sling

Finish - Coastal Mist Fabric - 123



The Shoreline frame is created from a heavy duty oval shape aluminum extrusion.



Designed by John Caldwell





Shoreline's Oval Extrusion Profile



**M4901S**  
Nesting Dining Chair  
28.5"W 24.5"D 36.5"H 18"SH 25.5"AH  
Weight: 15



**M4910S**  
Nesting Armless Side Chair  
23"W 26.5"D 36"H 18.5"SH  
Weight: 10



**M4905SB**  
Balcony Height Stool  
28.5"W 25"D 41"H 23"SH 30"AH  
Weight: 17



**M4905S**  
Bar Stool  
28.5"W 26"D 46"H 28"SH 35"AH  
Weight: 17



**M4909S**  
Stacking Chaise Lounge with Wheels  
29.5"W 80.5"D 44.5"H 16.5"SH  
Weight: 46



**M4906S**  
Nesting Sand Chair  
28.5"W 26"D 28"H 10"SH 16"AH  
Weight: 11

- ≈ Transitional Design
- ≈ Created from heavy-wall extruded aluminum extrusion
- ≈ Ergonomically formed two-piece bucket for comfort

- ≈ Nylon foot glides protect the furniture and floor surface
- ≈ Frames nest (except Bar and Balcony Height Stools)
- ≈ Available in all frame finishes

# vision padded sling

Finish - Patina Fabric - 966



**! IMPORTANT ORDERING INFORMATION**

Vision Padded Sling is only available with sling fabrics. Some open weave fabrics are not available for padded sling.



**M4401PS**  
Nesting Padded Sling Dining Chair  
24.5"W 24.5"D 33.5"H 17.5"SH 24.75"AH  
Weight: 14



**M4405PS**  
Padded Sling Bar Stool  
24.5"W 24.5"D 42.5"H 27"SH 34.75"AH  
Weight: 19



**M4405PSB**  
Padded Sling Balcony Height Stool  
24.5"W 24.5"D 38"H 23.25"SH 30"AH  
Weight: 18



**M4409PS**  
Nesting Padded Sling Chaise Lounge  
31"W 83"D 44"H 15"Sh  
Weight: 36



**M4409HPS**  
Elevated Nesting Padded Sling Chaise Lounge  
31"W 83"D 44"H 17.5"SH  
Weight: 37



**M4410PS**  
Nesting Padded Sling Side Chair Armless  
24.5"W 24.5"D 33.5"H 17.5"SH  
Weight: 11



**M4407PS**  
Nesting Padded Sling Spa Chair  
24.5"W 26"D 25"H 11"SH 18"AH  
Weight: 13

- ≈ Contemporary design
- ≈ Created from heavy-walled multi-dimensional aluminum extrusion
- ≈ Frames nest (except bar stool and balcony stool)
- ≈ Ergonomically formed two-piece sling bucket

- ≈ New design modification allows for easier sling replacement
- ≈ Nylon foot glides protect furniture and floor surface
- ≈ Two layers of sling fabric with inner lining of outdoor dacron fiber
- ≈ Available in all frame finishes

# vision sling

Finish - Smooth White Fabric - 866





**M4401S**  
Nesting Sling Dining Chair  
24.5"W 24.5"D 33.5"H 17"SH 24.75"AH  
Weight: 13



**M4405S**  
Sling Bar Stool  
24.5"W 24.5"D 42.5"H 27"SH 35"AH  
Weight: 19



**M4410S**  
Nesting Sling Side Chair Armless  
24.75"W 24.5"D 33.5"H 17"SH  
Weight: 11



**M4409S**  
Nesting Sling Chaise Lounge  
31"W 83"D 44"H 14.5"SH  
Weight: 34



**M4409HS**  
Elevated Nesting Sling Chaise Lounge  
31"W 83"D 44"H 17"SH  
Weight: 35



**M4405SB**  
Balcony Height Stool  
24.5"W 24.5"D 38"H 22.5"SH 30"AH  
Weight: 18



**M4407S**  
Nesting Sling Spa Chair  
24.5"W 26"D 25"H 10.5"SH 18"AH  
Weight: 12

- ≈ Contemporary design
- ≈ Created from heavy-walled multi-dimensional aluminum extrusion
- ≈ Frames nest (except bar stool and balcony stool)
- ≈ Ergonomically formed two-piece sling bucket

- ≈ New design modification allows for easier sling replacement
- ≈ Nylon foot glides protect furniture and floor surface
- ≈ Available in all frame finishes

# scandia sling

Finish - Smooth White Fabric - 123





**M4501S**  
Nesting Sling Dining Chair  
26"W 23.5"D 33.5"H 17.5"SH 24.25"AH  
Weight: 11



**M4505S**  
Sling Bar Stool  
25.25"W 24.5"D 45.5"H 29"SH 35.25"AH  
Weight: 13



**M4505SB**  
Sling Balcony Height Stool  
26"W 23"D 39"H 22"SH 30.25"AH  
Weight: 13



**M4509S**  
Sling Stack Chaise Lounge  
28"W 83"D 46"H 15"SH  
Weight: 36



**M4507S**  
Nesting Sling Spa Chair  
26"W 24.5"D 25.5"H 17.25"AH 11"SH  
Weight: 10



**M4506S**  
Nesting Sling Sled Base Sand Chair  
26"W 26"D 25"H 17"AH 11"SH  
Weight: 10

- ≈ Transitional design
- ≈ Created from heavy-walled multi-dimensional aluminum extrusion
- ≈ Frames nest (except bar stool and balcony stool)

- ≈ Ergonomically formed two-piece sling bucket
- ≈ Nylon foot glides protect furniture and floor surface
- ≈ Available in all frame finishes

# scandia crossweave

Finish - Latte Vinyl - 48







**M4501CW**  
Nesting Dining Chair (Double Wrapped)  
26"W 26"D 34.5"H 18"SH 24.5"AH  
Weight: 14



**M4506CW**  
Nesting Sand Chair (Double Wrapped)  
26"W 26.75"D 25.75"H 11"SH 17"AH  
Weight: 14



**M4509CW**  
Stacking Chaise Lounge (Double Wrapped)  
28.25"W 84.5"D 45.5"H 15"SH  
Weight: 47



**M4505CW**  
Bar Stool (Double Wrapped)  
26"W 26"D 45"H 29"SH 35.5"AH  
Weight: 19



**M4505BCW**  
Balcony Height Stool (Double Wrapped)  
26"W 26"D 39.5"H 23.5"SH 30.25"AH  
Weight: 18

- ≈ Transitional design
- ≈ Created from heavy-walled radius edge oval aluminum extrusion
- ≈ 100% Virgin vinyl with mildew inhibitors, 2" wide
- ≈ Double wrapped and crosswoven strap

- ≈ Good choice for commercial/contract environments
- ≈ Nylon foot glides protect furniture and floor surface
- ≈ Available in all frame finishes
- ≈ Vinyl strap colors are located on (page 177)

# structure

Finish - Smooth White Fabric - 5404  
Throw pillows sold separately.



The Structure Collection is created from a robust, multi-dimensional extrusion. Wide surface provides comfortable arm support.





**M28002**  
Lounge Chair  
30"W 32"D 37"H 20.5"SH 26"AH  
Weight: 36.5

**M28002P**  
with Premium cushion



**M28008**  
Lounge Ottoman  
30"W 25.5"D 19"H  
Weight: 24

**M28008P**  
with Premium cushion



**M28009**  
Chaise Lounge with Wheels  
34"W 80.5"D 45"H 23"AH 18"SH  
Weight: 65

**M28009P**  
with Premium cushion



**M28003**  
Sofa  
79"W 32"D 37"H 20.5"SH 26"AH  
Weight: 76.5

**M28003P**  
with Premium cushions



**M28022**  
Love Seat  
54.5"W 32"D 37"H 20.5"SH 26"AH  
Weight: 57.5

**M28022P**  
with Premium cushions

- ≈ Contemporary style
- ≈ Extra wide, dimensional extrusion
- ≈ Aluminum slat back cushion support

- ≈ Available in all frame finishes
- ≈ Nylon foot glides protect feet and surface

# bistro bellano

Finish - Silver Fabric - 5426



Designed by John Caldwell



**M5001A**  
Nesting Dining Chair with Arms  
24"W 26"D 34"H 17.5"SH 24.75"AH  
Weight: 15

**M1826** Seat pad sold separately.  
**M1826P** Premium Seat pad sold separately.



**M5001**  
Nesting Armless Side Chair  
21"W 26"D 33"H 17.5"SH  
Weight: 14

**M1826** Seat pad sold separately.  
**M1826P** Premium Seat pad sold separately.



**M5014BA**  
Balcony Height Stool with Arms  
24"W 24.5"D 41"H 24"Sh 30.5"Ah  
Weight: 19

**M1826** Seat pad sold separately.  
**M1826P** Premium Seat pad sold separately.



**M5014B**  
Balcony Height Stool Armless  
21"W 24"D 41"H 24"SH  
Weight: 18

**M1826** Seat pad sold separately.  
**M1826P** Premium Seat pad sold separately.



**M5014A**  
Bar Stool with Arms  
24"W 24.5"D 46"H 29"SH 35.5"AH  
Weight: 19

**M1826** Seat pad sold separately.  
**M1826P** Premium Seat pad sold separately.



**M5014**  
Bar Stool Armless  
21"W 24"D 46"H 29"SH  
Weight: 18

**M1826** Seat pad sold separately.  
**M1826P** Premium Seat pad sold separately.



**M9218-ST**  
Stacking Side Table  
19.5"W 19.5"D 16"H  
Weight: 10



**M5006A**  
Nesting Sand Chair  
24"W 26"D 27"H 10"SH 17.5"AH  
Weight: 14

**M1826** Seat pad sold separately.  
**M1826P** Premium Seat pad sold separately.



**M5007A**  
Nesting Spa Chair  
24"W 26"D 27"H 10"SH 17.5"AH  
Weight: 15

**M1826** Seat pad sold separately.  
**M1826P** Premium Seat pad sold separately.



**M5009S**  
Nesting Sling Seat Chaise Lounge with Wheels  
31"W 82.5"D 42"H 14"SH 18.25"AH  
Weight: 38

- ≈ Transitional design
- ≈ Perfectly suited for restaurant seating
- ≈ Created entirely from extruded aluminum

- ≈ Back and seat are ergonomically shaped for comfort
- ≈ Optional seat pads attach underneath with hidden velcro
- ≈ Available in all frame finishes

meza



Designed by John Caldwell



**M5601A**  
Nesting Dining Chair Aluminum  
Slat Seat with Arms  
26.5"W 24.25"D 33.25"H 18.75"SH 24.75"AH  
Weight: 24

**M1845** Seat pad sold separately.  
**M1845P** Premium Seat pad sold separately.



**M5601**  
Nesting Dining Chair Aluminum  
Slat Seat Armless  
22.5"W 24.25"D 33.25"H 18.75"SH  
Weight: 23

**M1845** Seat pad sold separately.  
**M1845P** Premium Seat pad sold separately.



**M5607S**  
Nesting Spa Chair  
26.5"W 28"D 27.5"H 11"SH 17"AH  
Weight: 12



**M5601AS**  
Nesting Dining Chair Sling  
Seat with Arms  
22.5"W 28.5"D 34.75"H 17.5"SH 25"AH  
Weight: 15



**M5601S**  
Nesting Dining Chair  
Sling Seat Armless  
22.5"W 28.5"D 34.75"H 17.5"SH  
Weight: 13



**M5609S**  
Nesting Chaise Lounge Sling w/Wheels  
30.5"W 79.5"D 41.5"H 16"SH 22"AH  
Weight: 39



**M9607-ST**  
36" Square  
Cocktail Table (No Hole)  
36"W 36"D 18.25"H  
Weight: 36



**M9624-ST**  
Side Table  
23.75" Round 21.25"H  
Weight: 16



**M9630-BE**  
End Bench (Surface Mount)  
18.5"W 30"D 18.5"H  
Weight: 18  
**M1847** End Bench pad sold separately.  
**M1847P** Premium End Bench pad  
Only available in solid or textured fabrics. Not available in stripe or patterned fabrics.



**M9665-BE**  
Side Bench (Surface Mount)  
18.5"W 65"D 18.5"H  
Weight: 31  
**M1846** Side Bench pad sold separately.  
**M1846P** Premium Side Bench pad  
Only available in solid or textured fabrics. Not available in stripe or patterned fabrics.

- ≈ Transitional design
- ≈ Perfectly suited for restaurant seating
- ≈ Created entirely from extruded aluminum
- ≈ Optional seat pads attach underneath with hidden velcro
- ≈ Benches designed for surface mount or foot glides

- ≈ Chairs are available in aluminum slat or sling seat buckets
- ≈ Benches slightly dished for added comfort
- ≈ Available in all frame finishes
- ≈ See page 137 for recommended tables



# meza

Finish - Antigua Fabric - 871

Shown with optional seat pad M1845 - sold separately.



Designed by John Caldwell



**M5694**  
Backless Bar Stool  
18.125"W 17.25"D 29"H  
Weight: 13

**M1849** Seat pad sold separately.  
**M1849P** Premium Seat pad sold separately.



**M5694B**  
Backless Balcony Stool  
18.125"W 17.25"D 24"H  
Weight: 12

**M1849** Seat pad sold separately.  
**M1849P** Premium Seat pad sold separately.



**M9654-ST**  
54" Round Dining Table  
54"W 54"D 29.5"H  
Weight: 62



**M9630-HST**  
30/40 Rectangular  
Bar Height Table  
40"W 29"D 39.5"H  
Weight: 39





**M5605S**  
Bar Stool  
26.5"W 28"D 46"H 28"SH 35"AH  
Weight: 19



**M5605SB**  
Balcony Stool  
26.5"W 28"D 41"H 23"SH 30"AH  
Weight: 18



**M5607**  
Nesting Spa Chair  
26.5"W 27"D 26.5"H 11"SH 17"AH  
Weight: 21.5

**M1845** Seat pad sold separately.  
**M1845P** Premium Seat pad sold separately.



**M5605**  
Bar Stool  
26.5"W 27.5"D 45"H 29"SH 35"AH  
Weight: 28

**M1845** Seat pad sold separately.  
**M1845P** Premium Seat pad sold separately.



**M5605B**  
Balcony Stool  
26.5"W 27.5"D 40"H 24"SH 30"AH  
Weight: 27

**M1845** Seat pad sold separately.  
**M1845P** Premium Seat pad sold separately.



**M9642-HST**  
42" Square Bar Height Table  
With Hole (Surface Mountable)  
42"W 42"D 39.5"H  
Weight: 52.5



**M9636-BST**  
36" Square Balcony Height Table  
With Hole (Surface Mountable)  
36"W 36"D 34.5"H  
Weight: 41.5



**M9642-BST**  
42" Square Balcony Height Table  
With Hole (Surface Mountable)  
42"W 42"D 34.5"H  
Weight: 50.5



**M9636-HST**  
36" Square Bar Height Table  
With Hole (Surface Mountable)  
36"W 36"D 39.5"H  
Weight: 43.5

- ≈ Transitional design
- ≈ Perfectly suited for restaurant seating
- ≈ Created entirely from extruded aluminum
- ≈ Optional seat pads attach underneath with hidden velcro
- ≈ Benches designed for surface mount or foot glides

- ≈ Chairs are available in aluminum slat or sling seat buckets
- ≈ Benches slightly dished for added comfort
- ≈ Available in all frame finishes
- ≈ See page 137 for additional recommended tables



Lagoon products are not only created to be functional, ergonomic and long lasting, but also with fashion and style. The beautiful, innovative product design is environmentally friendly, stain resistant and easily maintained. Made with high quality and non-toxic ecofriendly polypropylene material, and manufactured using plastic injection molding technology, Lagoon provides comfort while maintaining its durability.





**7055-N5**  
Nido – Brown  
25.8"W 22.8"D 32.3"H 17.7"SH  
Weight: 11



**7055-G6**  
Gray



**7055-V5**  
Green



**7055-W9**  
White



**7055-YB**  
Orange



**7050-B7**  
Alissa Arm Chair – Blue  
22.8"W 23.6"D 31.3"H 17.7"SH 25"AH  
Weight: 8.6



**7050-BF**  
Blue Green



**7050-G6**  
Gray



**7050-K5**  
Black



**7050-R4**  
Red



**7050-R7**  
Pink



**7050-V5**  
Green



**7050-W9**  
White



**7050-YB**  
Orange



**7050-Y7**  
Yellow



**7058-Y8**  
Angel's Trumpet – Orange/Amber  
25.2"W 37.8"D 26.8"H 13"SH  
Weight: 9.26



**7058-K5**  
Black



**7058-R1**  
Red



**7058-W9**  
White



**7025-V8**  
Rue Armless Chair – Mint  
18.9"W 22.8"D 34.6"H 17.7"SH  
Weight: 8.6



**7025-G6**  
Gray



**7025-K4**  
Black Pearl



**7025-N3**  
Brown



**7025-N4**  
Camel



**7025-OG**  
Metal Brass



**7025-W8**  
White





**7027-OG**  
Koppla Arm Chair, Stacking – Metal Brass  
22.4"W 22.4"D 31.5"H 17.7"SH 25"AH  
Weight: 9.25



**7027-G6**  
Gray



**7027-K4**  
Black Pearl



**7027-N3**  
Brown



**7027-N4**  
Camel



**7027-W8**  
White



Stacks 7-8 high



**7052-Y7**  
Sensilla Armless Chair, Stacking – Yellow  
19.5"W 20.7"D 32.3"H 17.7"SH  
Weight: 7.5



**7052-B7**  
Blue



**7052-G6**  
Gray



**7052-G7**  
Dark Gray



**7052-R4**  
Red



**7052-R7**  
Pink



**7052-V5**  
Green



**7052-W9**  
White



**7052-YB**  
Orange



Stacks 7-8 high



**7060-BC**  
Zigozago – Light Blue  
19.3"W 22"D 31.5"H 17.3"SH  
Weight: 12.1



**7060-BD**  
Navy Blue



**7060-K5**  
Black



**7060-R5**  
Salmon



**7060-W9**  
White



**7060-YD**  
Mustard



Does not stack



**7202-N3**  
Brazo Dining Chair, Stacking – Brown  
23"W 18.7"D 30.7"H 17.3"SH 25"AH  
Weight: 8.84



**7202-G6**  
Gray



**7202-W9**  
White



Uniquely designed arms allow the chair to rest on a table top and provides quick and easy access to the floor for cleaning.





**7057A-VB**  
Mint Green

**7057A-W9**  
White

**7057A-Y8**  
Orange/Amber

**7057A-R5**  
Joyous Stool – Salmon  
16.9"W 16.1"D 22.8"H 18.1"SH  
Weight: 5.7



**7057C-R5**  
Salmon

**7057C-VB**  
Mint Green

**7057C-W9**  
White

**7057C-Y8**  
Joyous Counter Stool – Orange/Amber  
17.7"W 17.7"D 30.5"H 25.6"SH  
Weight: 8.6



**7057B-R5**  
Salmon

**7057B-W9**  
White

**7057B-Y8**  
Orange/  
Amber

**7057B-VB**  
Joyous Bar Stool – Mint Green  
17.9"W 18.1"D 34.3"H 29.5"SH  
Weight: 9

The Sprout table ships with a long and short table stem making this table either dining or side table height. The rounded top of the Sprout table can be removed and conveniently used as a serving tray.



**7090-K3**  
Sprout Dining/Side Table –  
Black  
22.4"W 22.4"D 29.1"H  
Weight: 11



**7090-W9**  
Sprout Dining/Side Table –  
White  
22.4"W 22.4"D 22.6"H  
(shown at side table height)



**7090-YB-W9**  
Sprout Dining/Side Table  
Orange Top/White Base  
22.4"W 22.4"D 29.1"H  
Weight: 11



**7090-V5-W9**  
Sprout Dining/Side Table  
Green Top/White Base  
22.4"W 22.4"D 22.6"H  
(shown at side table height)



**7168-W**  
Heron Round Table  
Powder Coated  
Steel Legs – White  
27.6"W 27.6"D 29.5"H  
Weight: 15.4



**7169-W**  
Heron Round Table  
Powder Coated  
Steel Legs – White  
35.4"W 35.4"D 29.5"H  
Weight: 19.8



Magnolia table tops are made from 100% injection molded polypropylene material. The design of the mold creates the look real woven furniture. The tops are extremely durable, easily kept clean and economically priced. It's amazingly realistic looking!

**Available Top Weave Colors**



- 7020-D2-G6**  
Gray
- 7020-D2-K3**  
Black
- 7020-D2-N3**  
Brown
- 7020-D2-N4**  
Camel
- 7020-D2-W8**  
White

**7020-D2-N4**  
Oslo Square Dining Table,  
Rattan Top (Aluminum Legs) Camel, 37.4"W  
37.4"D 29.5"H  
Weight: 19.8



**G6** Gray      **K3** Black



**N3** Brown      **N4** Camel      **W8** White



**7021-D2-W8**  
Oslo Rectangular Dining Table  
Rattan Top (Aluminum Legs) White  
68.9"W 37.4"D 29.5"H  
Weight: 32

- 7021-D2-G6**  
Gray
- 7021-D2-K3**  
Black
- 7021-D2-N3**  
Brown
- 7021-D2-N4**  
Camel



**7022-D2-W8**  
Russ Square Dining Table,  
Rattan Top (Aluminum Legs) White  
26.8"W 26.8"D 29.5"H  
Weight: 10.7

- 7022-D2-G6**  
Gray
- 7022-D2-K3**  
Black
- 7022-D2 -N3**  
Brown
- 7022-D2-N4**  
Camel



**7095-K5**  
Uno Side Table Black  
17.5"W 22"D 20.8"H  
Weight: 5.9



**7095-W9**  
White

**7095-G6**  
Gray



**Magnolia Cushion**

Like all products from the Lagoon Collection, Magnolia is a product line made from 100% injection molded polypropylene material. The polypropylene panels look like real woven furniture, are extremely durable and easily kept clean. With Texacraft's comfortable and long-lasting cushions, you have a quality, 'woven look' ensemble at an attractive price. Because the cushions affix to the furniture frame, you have worry free exposure in windy conditions.

**Magnolia Cushion is only available with Premium cushion construction.**



**7023W8-LCP**  
Magnolia Loveseat  
55.5"W 28.75"D 33.25"H 17.75"SH 25.5"AH  
Weight: 51



**7023W8-SFP**  
Magnolia Sofa  
78.25"W 28.75"D 33.25"H 17.75"SH 25.5"AH  
Weight: 70.5



**7023W8-ST**  
Magnolia Side Table  
22.75"W 22.75"D 17.25"H  
Weight: 9.5



**7023W8-CCP**  
Magnolia Club Chair  
32.5"W 28.75"D 33.25"H  
17.75"SH 25.5"AH  
Weight: 31.5



**7023W8-OTP**  
Magnolia Ottoman  
22.5"W 23"D 17.5"H  
Weight: 11



**7020W8-C2LG**  
37" Square Coffee Table,  
Rattan Top (Alum Legs) White  
37.25"W 37.25"D 15"H  
Weight: 27.6



**7022W8-C2LG**  
27" Square Coffee Table,  
Rattan Top (Alum Legs) White  
27"W 27"D 15"H  
Weight: 9.2

# euro form

The Euro Form Collection is created from either high quality, batch-dyed fiberglass/polypropylene resins or 100% polypropylene depending on model. These very tough materials include UV additives for outdoor exposure. The process of creating the frames involves "air moulding" technology which makes it possible to achieve closed shapes and guarantee a more hard-wearing and easy-to-clean product. These products are resistant to sunlight and atmospheric agents.

## ! IMPORTANT ORDERING INFORMATION

Some Euro Form items are stocked for quick shipment. Otherwise, special order items could take 6 weeks. Additionally, some items require minimum order quantities. Consult your sales representative for more information.

**40326.56.000**

Net Chair Senape  
24"W 23"D 31.5"H 26.5"AH  
Weight: 9

**40326.10.000**

Net Chair Tortora  
24"W 23"D 31.5"H 26.5"AH  
Weight: 9

**40326.75.000**

Net Chair Corallo  
24"W 23"D 31.5"H 26.5"AH  
Weight: 9

**40326.00.000**

Net Chair Bianco  
24"W 23"D 31.5"H 26.5"AH  
Weight: 9

**40326.02.000**

Net Chair Anthracite  
24"W 23"D 31.5"H 26.5"AH  
Weight: 9





Palma Arm Chair and Erica Side Chair are created from 100% batch-dyed resins.



**40237.00.000**  
Palma Arm Chair, stackable  
Bianco/Bianco  
23.25"W 22"D 33.75"H  
17.9"SH 27"AH  
Weight: 12



**40237.02.002**  
Palma Arm Chair, stackable  
Anthracite/Anthracite  
23.25"W 22"D 33.75"H  
17.9"SH 27"AH  
Weight: 12



**40237.10.010**  
Palma Arm Chair, stackable  
Tortora/Tortora  
23.25"W 22"D 33.75"H  
17.9"SH 27"AH  
Weight: 12



**40237.00.010**  
Palma Arm Chair, stackable  
Bianco/Tortora  
23.25"W 22"D 33.75"H  
17.9"SH 27"AH  
Weight: 12



**40237.05.005**  
Palma Arm Chair, stackable  
Caffe/Caffe  
23.25"W 22"D 33.75"H  
17.9"SH 27"AH  
Weight: 12



**40236.00.000**  
Erica Side Chair, stackable  
Bianco/Bianco  
21.5"W 20"D 33.75"H 17.9"SH  
Weight: 9



**40236.02.002**  
Erica Side Chair, stackable  
Anthracite/Anthracite  
21.5"W 20"D 33.75"H 17.9"SH  
Weight: 9



**40236.10.010**  
Erica Side Chair, stackable  
Tortora/Tortora  
21.5"W 20"D 33.75"H 17.9"SH  
Weight: 9



**40236.05.005**  
Erica Side Chair, stackable  
Caffe/Caffe  
21.5"W 20"D 33.75"H 17.9"SH  
Weight: 9



**40236.00.010**  
Erica Side Chair, stackable  
Bianco/Tortora  
21.5"W 20"D 33.75"H 17.9"SH  
Weight: 9



Werzalit Square Silver Table Top and Fiore Table Base Silver  
Dining tables are not available with umbrella holes. Assembly required.



**48052.02.000**  
Cube Table Anthracite,  
No hole  
31.5"W 31.5"D 29.5"H  
Weight: 25



**48053.00.000**  
Cube Table Bianco,  
No hole  
31.5"W 31.5"D 29.5"H  
Weight: 25



**48057.05.000**  
Cube Table Caffè,  
No hole  
31.5"W 31.5"D 29.5"H  
Weight: 25



**48059.10.000**  
Cube Table Tortora,  
No hole  
31.5"W 31.5"D 29.5"H  
Weight: 25

Spritz side tables are created from batch-dyed fiberglass/polypropylene resins with non-slip feet.



The Spritz table ships with a long and short table stem making this table either dining or side table height.



**40058.02.000**  
Spritz Side Table Anthracite  
24"W 24"D 15.75"H  
Weight: 9



**40058.05.000**  
Spritz Side Table Caffè  
24"W 24"D 15.75"H  
Weight: 9



**40058.00.000**  
Spritz Side Table Bianco  
24"W 24"D 15.75"H  
Weight: 9



**40058.07.000**  
Spritz Side Table Rosso  
24"W 24"D 15.75"H  
Weight: 9



**40058.39.000**  
Spritz Side Table Celeste  
24"W 24"D 15.75"H  
Weight: 9

## atlantico chaise lounges

Atlantico frames are created from uniformly colored fiberglass/polypropylene resins. They are covered in breathable synthetic fabric and are replaceable. Stackable with 4-position reclining back. Small wheels allow easy mobility.

**Perfect for pool ledges.**



Rosa

Anthracite

Celeste

Mandarino

Prato

Blue

Tortora



**40450.00.104**

Atlantico Stackable Chaise Lounge  
Bianco/Tortora  
27.5"W 40"H 13.75"SH  
67.3"D (Up) 80.3"D (Flat)  
Weight: 35



**40450.02.057**

Atlantico Stackable Chaise Lounge  
Anthracite/Anthracite  
27.5"W 40"H 13.75"SH  
67.3"D (Up) 80.3"D (Flat)  
Weight: 35



**40450.05.104**

Atlantico Stackable Chaise Lounge  
Caffe/Tortora  
27.5"W 40"H 13.75"SH  
67.3"D (Up) 80.3"D (Flat)  
Weight: 35



**40450.00.083**

Atlantico Stackable Chaise Lounge  
Bianco/Mandarino  
27.5"W 40"H 13.75"SH  
67.3"D (Up) 80.3"D (Flat)  
Weight: 35



**40450.00.084**

Atlantico Stackable Chaise Lounge  
Bianco/Prato  
27.5"W 40"H 13.75"SH  
67.3"D (Up) 80.3"D (Flat)  
Weight: 35



**40450.00.056**

Atlantico Stackable Chaise Lounge  
Bianco/Rosa  
27.5"W 40"H 13.75"SH  
67.3"D (Up) 80.3"D (Flat)  
Weight: 35



**40450.00.075**

Atlantico Stackable Chaise Lounge  
Bianco/Celeste  
27.5"W 40"H 13.75"SH  
67.3"D (Up) 80.3"D (Flat)  
Weight: 35



**40450.00.102**

Atlantico Stackable Chaise Lounge  
Bianco/Blue  
27.5"W 40"H 13.75"SH  
67.3"D (Up) 80.3"D (Flat)  
Weight: 35

Atlantico chaises are tested to 350 lbs.

# the euro form bar stool and table collection

Featuring the Duca and Lido Bar Stools

Stackable outdoor stool with seat made of uniformly colored fiberglass polypropylene resins with UV additives. Frame is powder coated aluminum with non-slip feet. Seats have drain hole to allow water to escape.





**75252.02.000**  
Duca Stackable Bar Stool  
Anthracite  
19.25"W 20"D 36.5"H 31"SH  
Weight: 8



**75257.05.000**  
Duca Stackable Bar Stool  
Caffè  
19.25"W 20"D 36.5"H 31"SH  
Weight: 8



**75258.28.000**  
Duca Stackable Bar Stool  
Burro  
19.25"W 20"D 36.5"H 31"SH  
Weight: 8



**75259.10.000**  
Duca Stackable Bar Stool  
Tortora  
19.25"W 20"D 36.5"H 31"SH  
Weight: 8



**40344.39.000**  
Lido Stackable Bar Stool  
Celeste  
19.25"W 20"D 38"H 30"SH  
Weight: 9.5



**40344.10.000**  
Lido Stackable Bar Stool  
Tortora  
19.25"W 20"D 38"H 30"SH  
Weight: 9.5



**40344.00.000**  
Lido Stackable Bar Stool  
Bianco  
19.25"W 20"D 38"H 30"SH  
Weight: 9.5



**40344.02.000**  
Lido Stackable Bar Stool  
Anthracite  
19.25"W 20"D 38"H 30"SH  
Weight: 9.5




**40344.05.000**  
Lido Stackable Bar Stool  
Caffè  
19.25"W 20"D 38"H 30"SH  
Weight: 9.5



**40344.07.000**  
Lido Stackable Bar Stool  
Rosso  
19.25"W 20"D 38"H 30"SH  
Weight: 9.5

Table Top Color Options



Silver



White



**53154.00.000**  
Fiore Table Base Silver  
18.5"W 18.5"D 42"H  
Weight: 12.5



**53159.00.000**  
Fiore Table Base Tortora  
18.5"W 18.5"D 42"H  
Weight: 12.5



**53153.00.000**  
Fiore Table Base White  
18.5"W 18.5"D 42"H  
Weight: 12.5



**53152.00.000**  
Fiore Table Base Anthracite  
18.5"W 18.5"D 42"H  
Weight: 12.5

Table tops fit any Fiore table base. Tops do not have an umbrella hole.



**30007.10.197**  
27.5" Werzalit  
Square Silver Table Top  
27.5" sq 1"H  
Weight: 15.5



**30017.10.197**  
27.5" Werzalit  
Round Silver Table Top  
27.5" dia 1"H  
Weight: 12



**30017.10.190**  
27.5" Werzalit  
Round White Table Top  
27.5" dia 1"H  
Weight: 12



**30007.10.190**  
27.5" Werzalit  
Square White Table Top  
27.5" sq 1"H  
Weight: 15.5



TexaWood is a line of environmentally friendly furniture utilizing 'lumber' made from recycled plastics. The TexaWood 'lumber' begins its transformation with the recycling of post-consumer bottle waste such as milk and detergent bottles and other post-industrial materials. The cleaned and decontaminated materials are compounded into pellets that are melted, molded and extruded into planks of plastic 'lumber' and are available in a host of natural and vibrant colors. By creating the 'lumber' from a single, purified polymer material, the eventual lumber is manufactured to an exacting, reproducible product ensuring uniform quality standards. The end product is a high-density polyethylene (HDPE) material that has the look and texture of real wood.

How does this material withstand the elements? Extremely well! The 'lumber' is tested in thousands of hours of UV and water scenarios with outstanding results. Although some slight color fading could occur during its service life it will be uniform in appearance. This excellent outdoor material needs no waterproofing, painting or staining to maintain its appearance.

Our Adirondack collections are made exclusively with this lumber material and assembled using stainless steel hardware. The Fresco collection incorporates a very heavy wall aluminum frame with planks of the TexaWood lumber. The planks are held in place with stainless steel hardware.

Texacraft's Fuse Collection (pages 102-103) is created from a similar HDPE product called MGP or Marine Grade Polymer. Like HDPE material, MGP is also derived from post-consumer bottle waste such as milk and detergent containers or other post-industrial materials. The main difference is that MGP is formed into large sheets, creating a smooth, uniform surface that is slightly heavier in comparison to HDPE lumber. Both HDPE and MGP are excellent all-weather materials that never require painting, staining, or waterproofing to maintain their appearance.

Texacraft's TexaWood collections are perfect for commercial use as they are extremely durable and need little maintenance. A simple wash with the hose will keep the furniture clean and looking good for years of outdoor enjoyment.

### Fresco & Solo Frame Finishes




### Fresco, Solo, Breeze, Adirondack, Fire Table Lumber Color Selections

#### Traditional



#### Vibrant





### adirondack lounge

Available in Traditional and Vibrant lumber  
Ships unassembled; assembly available at additional charge.



**TCSBA15**  
Adirondack Lounge  
31.25"W 33.75"D 38.5"H 16"SH 24"AH  
Weight: 37



**TCSBO22**  
Adirondack Lounge Ottoman  
22"W 21"D 16"H  
Weight: 16



**TCHNR10**  
Adirondack Lounge Rocker  
29.75"W 34.75"D 37.75"H  
16.75"SH 24.75"AH  
Weight: 40



**TCHNA15**  
Adirondack Lounge with Hideaway  
Ottoman  
29.75"W 33.5"D 37.5"H 15"SH 23"AH  
Weight: 48



**TCMNA110**  
Contemporary Adirondack  
30"W 32.25"D 37"H 15"SH 23"AH  
Weight: 35



**TCSBT18**  
Adirondack Lounge Side Table  
15"W 19"D 18"H  
Weight: 10

### adirondack classic

Only available in Traditional lumber  
Ships unassembled; assembly available at additional charge



**TCSH22**  
Adirondack Classic  
31.25"W 33.75"D 38.5"H  
15.75"SH 24.25"AH  
Weight: 46



**TCSHO22**  
Adirondack Classic Ottoman  
22"W 21"D 15.75"H  
Weight: 17



**TCSH18**  
Adirondack Classic Side Table  
17.75"W 17.75"D 18"H  
Weight: 16



# fresco

Finish - Silver Lumber - White  
(View the full collection on following pages)  
Available in Traditional and Vibrant lumber.







Available in Traditional and Vibrant lumber.



**TCA110**  
Nesting Dining Side Chair  
18.75"W 21.75"D 33.5"H 17.7"SH  
Weight: 14



**TCA111**  
Counter Side Chair  
18.75"W 22"D 41"H 25"SH  
Weight: 18



**TCA112**  
Bar Side Chair  
18.75"W 22"D 46"H 30.2"SH  
Weight: 19



**TCA210**  
Nesting Dining Arm Chair  
22.25"W 22.5"D 33.5"H  
17.7"SH 26"AH  
Weight: 17



**TCA211**  
Counter Arm Chair  
22.25"W 22.5"D 41"H 25"SH 32.5"AH  
Weight: 20



**TCA212**  
Bar Arm Chair  
22.25"W 22.5"D 46"H 30"SH 37.5"AH  
Weight: 21



**TCAC110**  
Stacking Chaise Lounge  
23"W 78.25"D 38.63"H 12"SH  
Weight: 55  
\*Chaise pad XTCF0014 sold separately.



**TCA310**  
Nesting Lounge Chair  
27"W 29"D 30.25"H 14.5"SH 21.6"AH  
Weight: 26



**TC8013**  
Chat Table  
29.75"W 29.75"D 16"H  
Weight: 31



Chat grouping created from **TCA310** lounge chair and **TC8013** chat table.



# fresco

Tables require minor assembly.  
Tables 36" and larger come with umbrella hole and plug.  
**ADA tables have adjustable feet.**



**TCAT18**  
18" Side Table  
16.75"W 16.75"D 18"H  
Weight: 11



**TC8010**  
30" Dining Table, no hole  
29.75"W 29.75"D 29"H  
Weight: 33



**TC8110**  
36" Dining Table  
35"W 35"D 29"H  
Weight: 43



**TC8210**  
46" Dining Table  
46"W 46"D 29"H  
Weight: 68

**TC8014**  
30" Dining Table ADA, no hole  
29.75"W 29.75"D 29-29.8"H  
Weight: 33



**TC8114**  
36" Dining Table ADA  
35"W 35"D 29-29.8"H  
Weight: 43



**TC8214**  
46" Dining Table ADA  
46"W 46"D 29-29.8"H  
Weight: 68



**TC8E10**  
30" X 46" Dining Table  
30"W 46"D 29"H  
Weight: 46



**TC8310**  
35" X 73" Dining Table  
35"W 73"D 29"H  
Weight: 76



**TC8011**  
30" Counter Table, no hole  
29.75"W 29.75"D 37"H  
Weight: 35



**TC8111**  
36" Counter Table  
35"W 35"D 37"H  
Weight: 45

**TC8E14**  
30" X 46" Dining Table ADA  
30"W 46"D 29-29.8"H  
Weight: 46



**TC8314**  
35" X 73" Dining Table ADA  
35"W 73"D 29-29.8"H  
Weight: 79



**TC8211**  
46" X 46" Counter Table  
46"W 46"D 37"H  
Weight: 70



**TC8311**  
35" X 73" Counter Table  
35"W 73"D 37"H  
Weight: 78



**TC8012**  
30" Bar Table, no hole  
29.75"W 29.75"D 42"H  
Weight: 37



**TC8112**  
36" Bar Table  
35"W 35"D 42"H  
Weight: 46



**TC8212**  
46" X 46" Bar Table  
46"W 46"D 42"H  
Weight: 71



**TC8312**  
35" X 73" Bar Table  
35"W 73"D 42"H  
Weight: 79



**TC3810**  
Bench  
68"W 18"D 17"H  
Weight: 38



## fresco fire tables

Only available in Traditional lumber




### TCCTF42S

Fresco Fire Table 42" Square  
42.5" Square 23.75"H  
Weight: 138  
(LP Tank not included)



### TCCTF48R

Fresco Fire Table 48" Round  
48" Round 23.75"H  
Weight: 140  
(LP Tank not included)



Sand (SA)




Teak (TE)



Mahogany (MA)



Green (GR)



White (WH)



Slate Grey (GY)



Black (BL)

- ≈ Fire Tables are designed to burn LP (Propane) or NG (Natural Gas)
- ≈ Models ship as LP ready with hose and regulator
- ≈ Simply connect to a standard 20 lb. LP tank to operate
- ≈ Tank stores underneath the fire burner
- ≈ Conversion Kit from LP to NG is included
- ≈ Fire table tops and base created from Texwood

- ≈ Burner is UL tested and listed
- ≈ Round Fire Table produces 60,000 BTUs per hour LP or NG
- ≈ Square Fire Table produces 60,000-90,000 BTUs per hour LP or NG
- ≈ Decorative Clear Glass Gems are included with each table
- ≈ Clear Glass Wind Guard is included with each table

solo





See page 92 for lumber color selections.



**TCUA210-1**  
Dining Arm Chair  
25.5"W 22.5"D 33.5"H  
17.25"SH 22.25"AH  
Weight: 16



**TCUA110-1**  
Stacking Side Dining Chair  
18.5"W 22.5"D 33.5"H 17.25"SH  
Weight: 14



**TCUA18-1**  
Side Table  
18"W 18.5"D 16.5"H  
Weight: 8



**TCRT224**  
24" Contempo Round Dining Table  
24"W 24"D 29"H  
Weight: 27  
Table legs only available in White (WH) or Black (BL).  
Top available in traditional or vibrant lumber colors.



**TCRT124**  
24" Traditional Round Dining Table  
24"W 24"D 29"H  
Weight: 27  
Table legs and top same color.  
Traditional lumber colors only.

- ≈ Built to withstand a range of climates including hot sun, snowy winters, and strong coastal winds
- ≈ HDPE material cleans easily and is not prone to splinter, crack, chip, peel, or rot
- ≈ UV protectant and color continuously throughout the HDPE material; requires no painting or waterproofing
- ≈ Marine-grade quality stainless steel hardware
- ≈ Side chairs stack for convenient storage
- ≈ Side chairs and side table come fully assembled; Tables and arm chairs require minimal assembly
- ≈ Durable aluminum frame with moisture and fade-resistant powder coat finish
- ≈ Solo Round Dining Table legs and top are made with all-weather HDPE lumber
- ≈ Available in traditional and vibrant lumber
- ≈ Chair and side table available in all frame finishes (page 92)



breeze





See page 92 for lumber color selections.



**TC2012**

Contempo Saddle Bar Stool  
20.5"W 15.75"D 29.75"H  
Weight: 16  
Stool legs only available in  
White (WH) or Black (BL).  
Seat available in traditional  
or vibrant lumber colors.



**TCRBT224**

24" Contempo Bar Table  
24"W 24"D 42"H  
Weight: 31  
Table legs only available in  
White (WH) or Black (BL).  
Top available in traditional  
or vibrant lumber colors.



**TC2002**

30" Traditional Bar Stool  
20.5"W 15.75"D 29.75"H  
Weight: 16  
Stool legs and seat same color.  
Traditional lumber colors only.



**TCRBT124**

24" Traditional Bar Table  
24"W 24"D 42"H  
Weight: 31  
Table legs and top same color.  
Traditional lumber colors only.

- ≈ Saddle stool seats are shaped for comfort
- ≈ Built to withstand a range of climates including hot sun, snowy winters, and strong coastal winds
- ≈ HDPE material cleans easily and is not prone to splinter, crack, chip, peel, or rot
- ≈ UV protectant and color continuously throughout the HDPE material; requires no painting or waterproofing
- ≈ Marine-grade quality stainless steel hardware
- ≈ Tables require minimal assembly
- ≈ Available in traditional and vibrant lumber

fuse







## ! IMPORTANT ORDERING INFORMATION

Fuse is available in either White (MWH) or Sand (MSA) finish **only**. Table base is powder coated aluminum. Select frame finish color when ordering Satin White (13) or Sand (15).



**TCM220**  
Arm Dining Chair  
25"W 25.25"D 35"H 17"SH 24.5"AH  
Weight: 32  
Shown in Sand - MSA



**TCM120**  
Side Dining Chair  
19.75"W 25.25"D 35"H 17"SH  
Weight: 28



**TC8120H**  
40" Square Dining Table with Hole  
38.5"W 38.5"D 29.25"H  
Weight: 74



**TC8320H**  
40" x 78" Rectangular Dining Table with Hole  
77.25"W 38.5"D 29.25"H  
Weight: 118



**TC3620H**  
Bench  
65"W 16.5"D 16.75"SH  
Weight: 44



**TC7220H**  
48" Round Dining Table with Hole  
47.5"W 47.5"D 29.25"H  
Weight: 68

- ≈ Built to withstand a range of climates including hot sun, snowy winters, and strong coastal winds
- ≈ MGP material cleans easily and is not prone to splinter, crack, chip, peel, or rot (MGP explained, [page 92](#))
- ≈ Color continuously throughout the fade-resistant MGP material; requires no painting or waterproofing
- ≈ Marine-grade quality stainless steel hardware
- ≈ Chairs come fully assembled; Tables require minimal assembly
- ≈ Tables have durable aluminum frame with moisture and fade-resistant powder coat finish
- ≈ Available in **White (MWH)** or **Sand (MSA)**

# madero cushion

Finish - Java Fabric - 2309



Madero's arms are solid cast aluminum.





**M26002**  
Lounge Chair  
27.25"W 35"D 37.5"H 21.25"SH 25"AH  
Weight: 25

**M26002P**  
with Premium cushion



**M26001**  
High Back Dining Chair  
27"W 30"D 42.5"H 20.5"SH 24.5"AH  
Weight: 28

**M26001P**  
with Premium cushion



**M26014**  
Bar Stool  
27.5"W 29.5"D 50.5"H 29.5"SH 34.5"AH  
Weight: 25

**M26014P**  
with Premium cushion



**M26014B**  
Balcony Height Stool  
27.5"W 30"D 46.5"H 24.5"SH 30"AH  
Weight: 24

**M26014BP**  
with Premium cushion

- ≈ Traditional design
- ≈ Created from heavy-walled multi-dimensional aluminum extrusion
- ≈ Solid cast aluminum arm and detailing
- ≈ Nylon glides underfoot for surface protection

- ≈ Cushions made from fiber wrapped foam
- ≈ Seat cushions supported by vinyl strapping
- ≈ Available in all frame finishes
- ≈ Cushions can be ordered with a coordinating welt fabric

# madero cushion

Finish - Java Fabric - 2309  
Throw pillows sold separately.



Madero's arms are solid cast aluminum.





**M26003**  
Sofa  
75"W 35"D 37"H 21"SH 24.75"AH  
Weight: 54

**M26003P**  
with Premium cushions



**M26022**  
Love Seat  
51.5"W 35"D 37"H 21"SH 24.75"AH  
Weight: 41

**M26022P**  
with Premium cushions



**M26069R**  
Double Chaise Lounge with Split Back  
50.5"W 78"D 38"H 21.5"SH 22.5"AH  
Weight: 79

**M26069RP**  
with Premium cushion



**M26009R**  
Chaise Lounge  
26.5"W 78"D 38"H 21.5"SH 22.5"AH  
Weight: 43

**M26009RP**  
with Premium cushion



**M26008**  
Ottoman  
28.25"W 23.75"D 19.25"H  
Weight: 16

**M26008P**  
with Premium cushion

# madero sling

Finish - Bronze Fabric - 250





**M7501R**  
 High Back Dining Chair  
 24.75"W 30"D 35"H 17.25"SH 24.25"AH  
 Weight: 17



**M7541**  
 Ultimate High Back Dining Chair  
 24.75"W 30"D 44"H 17.25"SH 24.25"AH  
 Weight: 18



**M7509R**  
 Chaise Lounge  
 33"W 71.5"D 35"H 13.5"SH 22.25"AH  
 Weight: 28



**M7514B**  
 Balcony Height Stool  
 25"W 32.5"D 44.25"H 23.5"SH 30"AH  
 Weight: 19



**M7514**  
 Bar Stool  
 25W 32.5"D 49.25"H 28.75"SH 35.25"AH  
 Weight: 19

- ≈ Traditional design
- ≈ Created from heavy-walled multi-dimensional aluminum extrusion
- ≈ Solid cast aluminum arm

- ≈ Nylon glides underfoot for surface protection
- ≈ One piece ergonomically shaped sling design
- ≈ Dining chairs available in two back heights

# vallero crossweave

Finish - Java Vinyl - 37







**M310001**  
High Back Game Chair  
24.5"W 29"D 37"H 17.5"SH 26"AH  
Weight: 11

**M10007** Chair pad sold separately.



**M310014B**  
Balcony Height Stool  
24.75"W 28"D 43"H 23.5"SH 32"AH  
Weight: 16

**M10007** Chair pad sold separately.



**M310009**  
Chaise Lounge  
26.5"W 82"D 40.5"H 13.75"SH 21.5"AH  
Weight: 24

**M10008** Chaise Lounge pad sold separately.



**M310014**  
Bar Stool  
23.5"W 30"D 49"H 28.5"SH 37.5"AH  
Weight: 14

**M10007** Chair pad sold separately.



**M93006**  
Stacking Sand Chair Double Wrapped  
27.25"W 29"D 27"H 10.25"SH 16.5"AH  
Weight: 12

- ≈ Traditional design
- ≈ Arm created from solid aluminum extrusion
- ≈ Legs are heavy-walled tubular aluminum extrusion
- ≈ Nylon glides underfoot for surface protection

- ≈ Over-under style vinyl cross weave pattern
- ≈ Virgin vinyl strap, 2" wide created with mildew inhibitors
- ≈ Available in all frame finishes
- ≈ Vinyl strap colors are located on page 177

# keywest sling

Finish - Bronze Fabric - 037





**M8001R**  
High Back Dining Chair  
25.5"W 30"D 38"H 18"SH 25.5"AH  
Weight: 11



**M8041**  
Ultimate High Back Dining Chair  
25.5"W 29"D 44"H 18"SH 25.5"AH  
Weight: 11



**M8014B**  
Balcony Height Stool  
25.25"W 31.5"D 44.25"H 24"SH 30"AH  
Weight: 14



**M8017**  
Adjustable Chair  
25.5"W 40.5"D 38"H 18"SH 24"AH  
Weight: 14



**M8014**  
Bar Stool  
25.25"W 32.5"D 48.75"H 28.5"SH 34.5"AH  
Weight: 15



**M7229R**  
Stackable Chaise Lounge  
27.5"W 82.5"D 41"H 14"SH 21"AH  
Weight: 20



**M4506S**  
Universal Relaxed Sling  
Stack Sled Base Sand Chair  
26"W 26"D 25"H 11"SH 17"AH  
Weight: 10



**M8008**  
Ottoman  
23"W 22"D 17"H  
Weight: 8



**M8009**  
Chaise Lounge  
27"W 71.5"D 34.5"H 14"SH 22"AH  
Weight: 28

- ≈ Transitional design
- ≈ Created from heavy-walled octagonal aluminum extrusion
- ≈ Ergonomically formed sling bucket- available in two heights

- ≈ Nylon foot glides protect furniture and floor surface
- ≈ Available in all frame finishes

# evolution sling

Finish - Latte





**M53001**  
High Back Dining Chair  
25.25"W 32"D 37.75"H 17.75"SH 23.5"AH  
Weight: 13



**M53041**  
Ultimate High Back Dining Chair  
25.25"W 32"D 43.5"H 17.75"SH 23.5"AH  
Weight: 13



**M53009**  
Chaise Lounge  
25.75"W 80.75"D 35.5"H 13"SH 21.75"AH  
Weight: 23



**M4506S**  
Universal Stack Sled Base Sand Chair  
26"W 26"D 25"H 11"SH 17"AH  
Weight: 10

- ≈ Transitional design
- ≈ Created from heavy-walled octagonal aluminum extrusion
- ≈ Ergonomically formed sling bucket- available in two heights

- ≈ Nylon foot glides protect furniture and floor surface
- ≈ Available in all frame finishes

# evolution crossweave

Finish - Antique Bisque Vinyl - Sage





**M5302**  
High Back Dining Chair  
23.25"W 31"D 35.25"H 17.5"Sh 22.75"AH  
Weight: 14



**M5309**  
Chaise Lounge  
30"W 84"D 38.5"AH 13"SH 21.75"AH  
Weight: 23

- ≈ Transitional design
- ≈ Created from heavy-walled octagonal aluminum extrusion
- ≈ Ergonomically formed seat bucket

- ≈ Nylon foot glides protect furniture and floor surface
- ≈ Available in all frame finishes
- ≈ Vinyl strap colors are located on page 177

# mayfair sling

Finish - Driftwood Fabric - 482







**M65001**  
High Back Dining Chair  
24.75"W 31"D 38.25"H 18.25"SH 25"AH  
Weight: 12




**M65041**  
Ultimate High Back Dining Chair  
24.75"W 31"D 43.5"H 18.25"SH 25"AH  
Weight: 12



**M65009**  
Chaise Lounge  
26"W 82"D 40.25"H 13.5"SH 23.25"AH  
Weight: 23

- ≈ Transitional design
- ≈ Created from heavy-walled multi-dimensional aluminum extrusion
- ≈ One piece ergonomically shaped sling design

- ≈ Dining chairs available in two back heights
- ≈ Available in all frame finishes



**M4009S**  
Nesting Sling Game Chair  
22.5"W 30.75"D 33.75"H 17"Sh 23.5"Ah  
Weight: 9



**M4005S**  
Sling Bar Stool  
24"W 29"D 48.5"H 29"Sh 36.75"Ah  
Weight: 11



**M4006S**  
Nesting Sling Sand Chair  
22.5"W 31.5"D 24"H 7.5"Sh 13.5"Ah  
Weight: 8



**M4102HS**  
Elevated Stacking  
Sling Chaise Lounge  
27"W 78"D 46.5"H 17.5"SH Weight: 24  
**M10005** Chaise pad sold separately.



**M4102S**  
Stacking Sling Chaise Lounge  
27.25"W 82.5"D 41"H 13"SH Weight: 21  
**M10005** Chaise pad sold separately.



**M3005CW**  
Crossweave Nesting Game Chair  
23.5"W 29"D 33.25"H 16.5"SH  
21"AH  
Weight: 10



**M4005CW**  
Crossweave Bar Stool  
24"W 27.5"D 48"H 30"SH 36.75"AH  
Weight: 14



**M4006CW**  
Crossweave Nesting Sand Chair  
22.75"W 33"D 23.25"H 8.25"SH 13.75"AH  
Weight: 9

**M4006CWHB**  
(Not Shown) Crossweave High Back  
Nesting Sand Chair  
22.75"W 38.75"D 29.5"H 8.25"SH 13.75"AH  
Weight: 10



Skid Plate



**M3105CW**  
Crossweave Stacking Chaise Lounge  
27.5"W 78.5"D 42.125"H 13.5"SH Weight: 23  
**M10005** Chaise Lounge pad sold separately.

**M3205CW**  
Crossweave Stacking Chaise Lounge With Skids  
27.5"W 78.5"D 42.125"H 13.5"SH Weight: 24  
**M10005** Chaise Lounge pad sold separately.



**M3105HCW**  
Elevated Crossweave  
Stacking Chaise Lounge Weight: 24  
27"W 78"D 46.5"H 17.5"SH  
**M10005** Chaise Lounge pad sold separately.

**M3205HCW**  
Elevated Crossweave  
Stacking Chaise Lounge With Skids  
27"W 78"D 46.5"H 17.5"SH Weight: 25  
**M10005** Chaise Lounge pad sold separately.

- ≈ Heavy-walled tubular aluminum extrusion
- ≈ Pieces stack (excluding bar stool)
- ≈ Nylon glides underfoot for surface protection
- ≈ Available in sling or vinyl strap seat
- ≈ Over-under style vinyl cross weave pattern

- ≈ Virgin vinyl strap, 2" wide created with mildew inhibitors
- ≈ Optional skid plate available on chaises for base protection
- ≈ Available in all frame finishes
- ≈ Vinyl strap colors are located on page 177

TROPIC CRAFT™  
CASUALS

splash

Finish - Smooth White Vinyl - 5113



Singlewrap  
Strap



Doublewrap  
Strap



Skid Plate



**M4005**  
Bar Stool  
24.5"W 27"D 48"H 30"SH 36.75"AH  
Weight: 12



**M4102**  
Stacking Chaise Lounge  
27"W 78"D 42.5"H 13"SH Weight: 18

**M4202** Stacking Chaise Lounge with Skids  
27"W 78"D 42.5"H 13"SH Weight: 19

**M4102H**  
Elevated Stacking Chaise Lounge  
27"W 78"D 46.5"H 17"SH Weight: 21

**MC545** Stacking Chaise Lounge (Double Wrapped)  
27"W 78"D 42.5"H 13"SH Weight: 20



**M10004** Dining Pad (Shown On M4009)  
Also fits: MC500, M4005, M4006, MC506



**M10005** Chaise Pad (Shown On M4102)  
Also fits: M4202, MC545, M3105CW, M3205CW



**M4009**  
Nesting Game Chair  
22"W 30"D 34.5"H 17"SH 23.75"AH  
Weight: 9

**MC500** Nesting Game Chair  
(Double Wrapped)  
22"W 30"D 34.5"H 17"SH 23.75"AH  
Weight: 10



**M4006HB**  
Nesting High Back Sand Chair  
23"W 38.5"D 30"H 8"SH 13.75"AH  
Weight: 9

**MC506HB** Nesting High Back Sand Chair  
(Double Wrapped)  
23"W 38.5"D 30"H 8"SH 13.75"AH  
Weight: 10



**M4006**  
Nesting Sand Chair  
23"W 33"D 22.5"H 8"SH 13.75"AH  
Weight: 8

**MC506**  
Nesting Sand Chair  
(Double Wrapped)  
23"W 33"D 22.5"H 8"SH 13.75"AH  
Weight: 9

- ≈ Traditional design
- ≈ Heavy-walled tubular aluminum extrusion
- ≈ Optional skid plate available on chaises for chaise base protection
- ≈ Nylon glides underfoot for surface protection
- ≈ Optional single or double wrapped horizontal vinyl strap configuration

- ≈ Virgin vinyl strap, 2" wide created with mildew inhibitors
- ≈ Pieces stack (Excluding Bar Stool)
- ≈ Available in all frame finishes
- ≈ Vinyl strap colors are located on page 177




## extruded aluminum slat tops


Slat top tables are created from individual pieces of extruded aluminum and captured in an attractive outer rim. The tops are available in all frame finishes




**MESL-024** 23.5" Round Top 8 lbs.  
**MESL-S24** 23.5" Square Top 10 lbs.



**MESL-052** 27" x 54"  
Rectangular Cocktail/  
Dining/Balcony Top 32 lbs.  
Fits bases M9307B, M9907B,  
M9352B and M9352BB



**MESL-084** 42" x 85.5"  
Rectangular Dining Top  
(with hole) 69 lbs.  
**MESL-073** 42" x 73" Rectangular  
Dining Top (with hole) 60 lbs.



**MESL-090** 60" x 91" Rectangular  
Dining Top (with hole)  
110 lbs.



**MESL-R30** 30" Round 15 lbs.




**MESL-R36** 36" Round Top (with hole) 22 lbs.




**MESL-S30** 30" Square Top 18 lbs.




**MESL-S36** 36" Square Top (with hole) 25 lbs.  
**MESL-S42** 42" Square Top (with hole) 36 lbs.



**MESL-054** 54" Round Top (with hole) 46 lbs.  
**MESL-048** 48" Round Top (with hole) 38 lbs.  
**MESL-R42** 42" Round Top (with hole) 30 lbs.



**MESL-24/36** 36 X 24" Rectangular Top  
(with hole)  
18 lbs.




**MESL-H64** 64" Hexagonal Dining Top  
(with hole) 70 lbs.

Table bases for all alternative tops are located on pages 129-130. The Traditional, Tuscany, Extruded Aluminum Slat and Geo Series Stamp tops are available in all frame finishes located on page 176 NOTE THAT TOPS AND BASES ARE SOLD SEPARATELY. Dining table bases are "KD" (knock down - assembly required). On "KD" table bases the cast aluminum bracket attaches the legs to the inner ring. Easy to follow instructions for assembly are included with each table base.




## traditional cast aluminum tops

Traditional cast aluminum table tops are truly a work of art. Being made of aluminum, this table will not rust or warp over time.



**MCAS-024** 24" Round Cast Top  
1.5"H 8 lbs.  
Center hole is decorative only




**MCAS-054** 54" Round Cast Top (with hole)  
1.5"H 53 lbs.

**MCAS-042** 42" Round Cast Top (with hole)  
1.5"H 32 lbs.

**MCAS-036** 36" Round Cast Top (with hole)  
1.5"H 28 lbs.

**MCAS-R30** 30" Round Cast Top 1.5"H 20 lbs.




**MCAS-S36** 36" Square Cast Dining Top (with hole)  
1.5"H 36 lbs.

**MCAS-064** 64" Square Cast Dining Top (with hole)  
1.5"H 130 lbs.



**MCAS-052** 30" x 52" Oval Cast Cocktail/Dining/Balcony Top  
1.5"H 30 lbs.

Fits bases M9307B, M9907B, M9352B and M9352BB




**MCAS-084** 48" x 84" Oval Cast Dining Top (with hole)  
1.5"H 78 lbs.




## tuscany cast table tops

Tuscany cast tops take detail to a new level. This intricately detailed top is filled with varying shapes that work in unison to deliver a stunningly, well designed top.




**MTUS-024** 24" Round Cast Top (no hole)  
1.5"H 8 lbs.



**MTUS-043** 43" Round Cast Top (with hole)  
1.5"H 35 lbs.



**MTUS-055** 55" Round Cast Top (with hole)  
1.5"H 60 lbs.



**MTUS-088** 44" x 88" Oval Cast Top (with hole)  
1.5"H 90 lbs.

Table bases for all alternative tops are located on pages 129-130. The Traditional, Tuscany, Extruded Aluminum Slat and Geo Series Stamp tops are available in all frame finishes located on page 176. NOTE THAT TOPS AND BASES ARE SOLD SEPARATELY. Dining table bases are "KD" (knock down - assembly required). On "KD" table bases the cast aluminum bracket attaches the legs to the inner ring. Easy to follow instructions for assembly are included with each table base.



## geo stamped aluminum tops


Created from solid 3/16" thick aluminum. Transitional design with nicely detailed aluminum extrusion surround.




**MSTP-024** 24" Round Top  
24"W 24"D 1.5"H  
13 lbs.



**MSTP-042** 42" Round Top  
Umbrella Hole  
42"W 42"D 1.5"H  
40 lbs.



**MSTP-054** 54" Round Top  
Umbrella Hole  
54"W 54"D 1.5"H  
50 lbs.



**MSTP-084** 44" x 84" Oval Top  
Umbrella Hole  
44"W 84"D 1.5"H  
95 lbs.



## geo solid surface aluminum tops

Created from solid 3/16" thick aluminum. Transitional design with nicely detailed aluminum extrusion surround.



**MSOL-024** 24" Round  
Top  
24"W 24"D 1.5"H  
14.5 lbs.



**MSOL-042** 42" Round Top  
Umbrella Hole  
42"W 42"D 1.5"H  
33 lbs.



**MSOL-054** 54" Round Top  
Umbrella Hole  
54"W 54"D 1.5"H  
52 lbs.



**MSOL-084** 44" x 84" Oval Top  
Umbrella Hole  
44"W 84"D 1.5"H  
97 lbs.

Table bases for all alternative tops are located on pages 129-130. The Traditional, Tuscany, Extruded Aluminum Slat and Geo Series Stamp tops are available in all frame finishes located on page 176. NOTE THAT TOPS AND BASES ARE SOLD SEPARATELY. Dining table bases are "KD" (knock down - assembly required). On "KD" table bases the cast aluminum bracket attaches the legs to the inner ring. Easy to follow instructions for assembly are included with each table base.





## cobblestone fiberglass alternative tops

Cobblestone fiberglass tops are finished with a durable hand-applied antique finish to accentuate the old world design. The inner core is constructed of a specially formulated wood laminate for stability and durability.



**MCOB-022** 22" Round Top  
2"H 6 lbs.  
**MCOB-036** 36" Round Top (with hole)  
2"H 19 lbs.



**MCOB-048** 48" Round Top (with hole)  
**MCOB-042** 42" Round Top (with hole)  
2"H 25 lbs.



Square Top Edge  
Cocoa (CO) shown



Round Top Edge  
Cappuccino (CAP) shown

## cultured granite alternative tops

Cultured Granite tops are created from fiberglass using a UV stabilized, marine grade, ISO gel-coat. The top's core is  $\frac{3}{4}$ " OSB wood that eliminates possible de-lamination and warp and is totally encased in a tough  $\frac{1}{8}$ " thick fiberglass shell.

Tops have a  $1\frac{3}{4}$ " thick edge with smaller tops having  $1\frac{1}{2}$ " edge. All tops available in Cocoa (CO) or Cappuccino (CAP) color.



**CG24R-CO**  
24" Round Top  
10 lbs.  
**CG24R-CAP**



**CG36R-CO** 36" Round Top  
(with hole) 32 lbs.  
**CG36R-CAP**  
**CG30R-CO** 30" Round Top  
30 lbs.  
**CG30R-CAP**



**CG48R-CO** 48" Round Top  
(with hole) 52 lbs.  
**CG48R-CAP**  
**CG42R-CO** 42" Round Top  
(with hole) 46 lbs.  
**CG42R-CAP**



**CG2424SQ-CAP**  
24" Square Top  
15 lbs.  
**CG2424SQ-CO**



**CG3636SQ-CAP** 36" Square Top  
(with hole) 30 lbs.  
**CG3636SQ-CO**  
**CG3030SQ-CAP** 30" Square Top  
20 lbs.  
**CG3030SQ-CO**

# fiberglass cubes



Fiberglass cubes are perfect as end tables, cocktail tables or stools. These versatile accessory pieces can liven up any setting. Use individually or gang them together to create larger units. These durable accessories have a marine grade gel coat with UV inhibitors that will sustain years of outdoor use. All sizes are available in any of the seven finishes.

## Cubes are available in all seven colors.

Include color code at end of cube model when ordering.

Cocoa

Cappuccino



**CUBE18X18X18-A** Cube  
18"W 18"D 18"H  
45 lbs. (A Aruba shown)  
Also Available:  
**CUBE30X30X18**  
30"W 30"D 18"H  
95 lbs.

**CUBE24X42X16-CO** Cube  
24"W 42"D 16"H  
98 lbs. (CO Cocoa shown)  
Also Available:  
**CUBE12X18X18**  
12"W 18"D 18"H  
30 lbs.

**CUBE24X24X16CAP** Cube  
24"W 24"D 16"H  
65 lbs. (CAP Cappuccino shown)  
Also Available:  
**CUBE30X30X16**  
30"W 30"D 16"H  
90 lbs.  
**CUBE18X18X16**  
18"W 18"D 16"H  
35 lbs.

## Cultured Granite Finishes



**CO**  
Cocoa

**CAP**  
Cappuccino

Cubes have adjustable feet and have a 200 lb. weight limit.

## table bases for alternative tops (9900 series)

Table bases (Excluding M9924B) require some assembly.



**M9907B** 27" x 52"  
Cocktail Table Base Only  
7 lbs.  
Any -052 Top



**M9924B** 24" Occasional  
Table Base Only  
6 lbs.  
Any -024, -S24, -022, CG24R,  
or CG2424SQ Top



**M9930B** 30" Dining Table  
Base Only  
7 lbs.  
Any -R30, -S30, CG30R, or  
CG3030SQ Top



**M9942B** 42" Dining Table Base Only  
8.5 lbs.  
Any -036, -S36, -042, -043, CG36R,  
CG3636SQ, CG42R or S42 Top

**M9948B** 48" Dining Table Base Only  
9 lbs.  
Any -048 or CG48 Top



**M9942BB** 42" Balcony Height Table Base Only  
9.5 lbs.  
Any -036, -S36, -042, -043, CG36R, CG3636SQ,  
CG42R or S42 Top

**M9954BB** 54" Round Balcony Height Table  
Base Only  
11.5 lbs.  
Any -054, -055 or -060 Top, and MESL-H64 Top  
**Note:** This base does not fit MCAS-064 Top.  
See bases M9964B, M9964BB



**M9954BL** 54" Low Cocktail Table Base Only  
8 lbs.  
Any -054, -055 or -060 Top, and MESL-H64 Top  
**Note:** This base does not fit MCAS-064 Top.  
See bases M9964B, M9964BB

**M9942BL** 42" Round Low Cocktail Table Base  
Only  
7 lbs.  
Any -036, -S36, -042, -043, CG36R,  
CG3636SQ, CG42R or S42 Top



**M9964B** 64" Dining Table Base Only  
17 lbs.  
MCAS-064 Top

**M9964BB** 64" Square Balcony Height  
Table Base Only 18 lbs.  
MCAS-064 Top  
**Note:** These bases do not fit the  
MESL-H64 Hexagon Top. See bases  
M9954B, M9954BB, M9954BL



**M9954B** 54" Dining Table Base Only  
8.5 lbs.  
Any -054, -055, -060 Top, and MESL-H64 Top  
**Note:** This base does not fit MCAS-064 Top.  
See bases M9964B, M9964BB




**M9984B** 42" x 84" Dining Table Base Only  
12 lbs.  
Any -084 or -088 Top

**M9973B** 42" x 73" Rectangular Dining Table Base Only  
10.5 lbs.  
Any -073 Top



**M9942BH** 42" Bar Table Base Only  
11 lbs.  
Any -036, -S36 -042, -043, CG36R,  
CG3636SQ or S42 Top



**M9990B** 60" x 91" Dining Table Base Only  
13.5 lbs.  
Any -090 Top

## table bases for alternative tops (9300 series)

Table bases (Excluding M9328B) require some assembly.



**M9307B** 27" x 52" Cocktail Table Base Only  
7 lbs.  
Any -052 Top



**M9328B** 24" Lamp Table Base Only  
6 lbs.  
Any -024, -S24, -022, CG24R or CG2424SQ Top



**M9330B** 30" Dining Table Base Only  
6.5 lbs.  
Any -R30, -S30, CG30R or CG3030SQ Top



**M9342BL** 42" Round Low Cocktail Table Base for Tops 7 lbs.  
Any -036, -S36, -042, -043, CG36R, CG3636SQ, CG42R or S42 Top

**M9354BL** 54" Round Low Cocktail Table Base for Tops 8.5 lbs.  
Any -054, -055, -060 Top, and MESL-H64 Top  
**Note:** This base does not fit MCAS-064 Top. See bases M9364B, M9364BB



**M9336BH** 36" Bar Table Base Only  
11 lbs.  
For MESL-24/36 Top Only



**M9352BB** 52" Balcony Height Dining Table Base Only  
9 lbs.  
Any -052 Top



**M9352B** 52" Dining Table Base Only  
8 lbs.  
Any -052 Top



**M9354B** 54" Round Dining Table Base Only  
10 lbs.  
Any -054, -055, -060 Top, and MESL-H64 Top  
**Note:** This base does not fit the MCAS-064 Top. See bases M9364B, M9364BB

**M9336BB** 24" x 36" Balcony Height Table Base Only  
9 lbs.  
For MESL-24/36 Top Only

**M9336B** 36" Dining Table Base Only  
8 lbs.  
For MESL-24/36 Top Only

**M9342B** 42" Round Dining Table Base  
9.5 lbs.  
Any -036, -S36, -042, -043, CG36R, CG3636SQ, CG42R or S42 Top

**M9348B** 48" Round Dining Table Base  
9.5 lbs.  
Any -048 or CG48R Top



**M9364B** 64" Square Dining Table Base Only  
MCAS-064 Top 20 lbs.

**M9364BB** 64" Square Balcony Height Table Base Only 22 lbs.  
MCAS -064 Top

**Note:** These bases do not fit the MESL-H64 Hexagon Top. See bases M9354B, M9354BB, M9354BL



**M9342BH** 42" Round Bar Table Base Only  
12.5 lbs.  
Any -036, -S36, -042, -043, CG36R, CG3636SQ, CG42R or S42 Top



**M9342BB** 42" Round Balcony Height Table Base Only  
12 lbs.  
Any -036, -S36, -042, -043, CG36R, CG3636SQ, CG42R or S42 Top

**M9354BB** 54" Round Balcony Height Table Base Only  
13.5 lbs.  
Any -054, -055, -060 Top, and MESL-H64 Top  
**Note:** This base does not fit MCAS-064 Top. See bases M9364B, M9364BB



**M9390B** 60" x 91" Rectangular Dining Table Base Only  
15 lbs.  
Any -090 Top



**M9384B** 84" Oval Dining Table Base Only  
Any -084 or -088 Top 12.5 lbs.

**M9373B** 42" x 73" Rectangular Dining Table Base Only  
Any -073 Top 11.5 lbs.

## cafe dining and bar tables

Stamped Aluminum tops are created from 3/16" solid aluminum. The geometric pattern of circles give these tables design simplicity and sophistication. Umbrella hole is 2" dia. Table height dimensions are from top surface to floor. Available in all frame finishes. (page 176) Unit weights include base weight.



**M9830-RST** 31" Round Dining Cafe Table  
29"H  
Base weight - 50 lbs.  
Unit weight - 89 lbs.



**M9836-RST** 37" Round Dining Cafe Table  
with Umbrella Hole and Cast Plug 29"H  
Base weight - 50 lbs.  
Unit weight - 94 lbs.



**M9836-SST** 37" Square Dining Cafe Table  
with Umbrella Hole and Cast Plug 29"H  
Base weight - 50 lbs.  
Unit weight - 100 lbs.



**M9842-RST** 43" Round Dining Table with  
Umbrella Hole and Cast Plug 29"H  
Base weight - 50 lbs.  
Unit weight - 105 lbs.



**M9848-RST** 49" Round Dining Cafe Table  
with Umbrella Hole and Cast Plug 29"H  
Base weight - 50 lbs.  
Unit weight - 114 lbs.



**M9830B-RST** 31" Round Bar Cafe Table 40"H  
Base weight - 50 lbs.  
Unit weight - 89 lbs.



**M9836B-RST** 37" Round Bar Cafe Table  
with Umbrella Hole and Cast Plug 40"H  
Base weight - 50 lbs.  
Unit weight - 96 lbs.



**M9842B-RST** 43" Round Bar Cafe Table  
with Umbrella Hole and Cast Plug 40"H  
Base weight - 50 lbs.  
Unit weight - 106 lbs.



**M9836B-SST** 37" Square Bar Cafe Table  
with Umbrella Hole and Cast Plug 40"H  
Base weight - 50 lbs.  
Unit weight - 102 lbs.

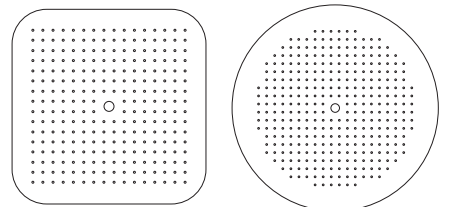


**M9848B-RST** 49" Round Bar Cafe Table  
with Umbrella Hole and Cast Plug 40"H  
Base weight - 50 lbs.  
Unit weight - 118 lbs.



**M9048P-ST** Rectangular Table  
49.5"W 31.5"D 28.5"H  
Base weight - 24 lbs.  
Unit weight - 65 lbs.

Tops have perforated hole patterns



## matrix stamped aluminum tables

Tables not designated as (Fully Welded) require some assembly.

Stamped Aluminum tops are created from 3/16" solid aluminum. The geometric pattern of circles give these tables design simplicity and sophistication. Table height dimensions are from top surface to floor. Available in all frame finishes. (page 176)



**M8142-ST** 42" KD Dining/Umbrella Table with Stamped Top  
42.5"W 42.5"D 28.5"H  
37 lbs.

**M8148-ST** 48" KD Dining/Umbrella Table with Stamped Top  
48.5"W 48.5"D 28.5"H  
43 lbs.



**M8324-ST** 24" Round Side Table with Stamped Top (Fully Welded)  
25"W 25"D 18"H  
16 lbs.



**M1042-ST** 42" Dining/Umbrella Table with Stamped Top (with hole) (Fully Welded)  
42.5"W 42.5"D 28.5"H  
**37 LBS.**



**M1018-ST** 18" Round Side Table with Stamped Top (Fully Welded)  
19"W 19"D 18.5"H  
9 lbs.

**M1048-ST** 48" Dining/Umbrella Table with Stamped Top (with hole) (Fully Welded)  
49"W 49"D 28.5"H  
43 lbs.



**M8130ST** 30" Round Dining Table with Stamped Top (Fully Welded)  
31"W 31"D 28.5"H  
23 lbs.



**M8136STUQ** 36" Square Dining Table with Stamped Top (with hole) (Fully Welded)  
37"W 37"D 28.5"H  
37 lbs.



**M8136HSTUQ** 36" Square Bar Table with Stamped Top (with hole) (Fully welded)  
37"W 37"D 39.5"H  
38 lbs.

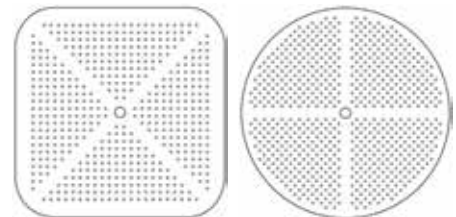


**M8142AHSTU** 42" KD Round Bar Table with Stamped Top (with hole)  
42.75"W 42.75"D 39.5"H  
48 lbs.



**M518SQS** 18" Side Table with Stamped Top (Fully Welded)  
19"W 19"D 18.5"H  
10 lbs.

Tops have perforated hole patterns (Excluding M9005-ST)



**M9006-ST**  
Stamped Chaise Table  
18.5"W 18.5"D 25"H  
20 lbs.



In the down position this is a useful side table.



In the upright position it is used as a lap or serving table.



**M9005-ST**  
Nesting Occasional/Chaise Table  
Solid Surface Aluminum Top  
24"W 16"D 23.5"H  
11 lbs.

## starburst stamped aluminum tables

Tables not designated as (Fully Welded) require some assembly. Table height dimensions are from top surface to floor. Stamped Aluminum tops are created from 3/16" solid aluminum. The geometric pattern of circles give these tables design simplicity and sophistication. Available in all frame finishes. (page 176)



**M1018-AST** 18" Round Side Table with Stamped Top (Fully Welded)  
19"W 19"D 18.5"H  
9 lbs.



**M518ASQS** 18" Side Table with Stamped Top (Fully Welded)  
19"W 19"D 18.5"H  
10 lbs.



**M8324-AST** 24" Round Side Table with Stamped Top (Fully Welded)  
25"W 25"D 18"H  
16 lbs.



**M8130-AST** 30" Round Dining Table with Stamped Top (Fully Welded)  
31"W 31"D 28.5"H  
23 lbs.



**M8142-AST** 42" KD Dining/Umbrella Table with Stamped Top (with hole)  
42.5"W 42.5"D 28.5"H  
37 lbs.



**M1048-AST** 48" Dining/Umbrella Table with Stamped Top (with hole) (Fully Welded)  
49"W 49"D 27.5"H  
43 lbs.



**M8136ASTUQ** 36" Square Dining Table with Stamped Top (with hole) (Fully Welded)  
37"W 37"D 29"H  
37 lbs.

**M8148-AST** 48" KD Dining/Umbrella Table with Stamped Top (with hole)  
49"W 49"D 28.5"H  
43 lbs.

**M1042-AST** 42" Dining/Umbrella Table with Stamped Top (Fully Welded)  
42"W 42"D 27.5"H  
37 lbs.



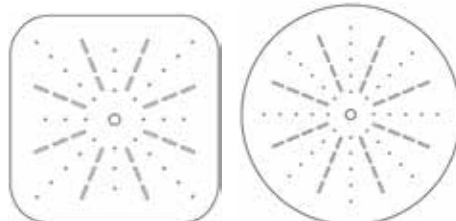
**M8136AHSTUQ** 36" Square Bar Table with Stamped Top (with hole) (Fully Welded)  
37"W 37"D 39.5"H  
38 lbs.



**M8142-AHST** 42" KD Round Bar Table with Stamped Top with Umbrella Hole  
42.5"W 42.5"D 39.5"H  
38 lbs.



**M1048STWCA** 49" Square Stamp Top Dining Table (with hole) (Fully Welded)  
49"W 49"D 33.5"H  
51 lbs.  
ADA Compliant



Tops have perforated hole patterns

## table collections - acrylic

Tables not designated as (Fully Welded) require some assembly. Available in standard finishes. (page 176)  
Acrylic Tops are 1/4" thick and have 10 times the impact strength of glass. Table height dimensions are from top surface to floor.



**M518SQA** 18" Square Acrylic Top Table (Fully Welded)  
19"W 19"D 18.5"H  
7 lbs.



**M536SQA** 36" Square Acrylic Top Table (with hole) (Fully Welded)  
37"W 37"D 28.5"H  
26 lbs.



**M1538** 36" Bar Height Table with Acrylic Top (with hole) (Fully Welded)  
36"W 36"D 42"H  
28 lbs.



**M1048-6WCA** 49" Square Acrylic Top Dining Table (with hole) (Fully Welded)  
49"W 49"D 33.5"H  
42 lbs.  
ADA Compliant



**M1018** 18" Side Table Acrylic Top  
19"W 19"D 18.5"H (Fully Welded)  
7 lbs.

**M1042-6** 42" Dining Table Acrylic Top (with hole) (Fully Welded)  
42.5"W 42.5"D 28.5"H  
23 lbs.

**M1048-6** 48" Dining Table with Acrylic Top (with hole) (Fully Welded) (not shown)  
49"W 49"D 28.5"H  
28 lbs.



**M1042BL** 42" Round Cocktail Acrylic Top (with hole) (Fully Welded)  
42.5"W 42.5"D 15"H  
22 lbs.



**M8130A** 30" Round Dining Acrylic Top (Fully Welded)  
30"W 30"D 28.5"H  
18 lbs.



**M8136AUQ** 36" Square Dining Acrylic Top (with hole) (Fully Welded)  
37"W 37"D 28.5"H  
26 lbs.



**M8136HAUQ** 36" Square Bar Acrylic Top Table (with hole) (Fully Welded)  
37"W 37"D 39.5"H  
28 lbs.



**M8142HAU** 42" KD Round Bar Acrylic Top Table (with hole)  
42.5"W 42.5"D 39.5"H  
26 lbs.



**M8148AU** 48" KD Round Dining Acrylic Top Table (with hole)  
49"W 48"D 28.5"H  
30 lbs.

**M8142AU** 42" KD Round Dining Acrylic Top Table (with hole)  
42.5"W 42.5"D 28.5"H  
25 lbs.

TROPIC CRAFT™  
CASUALS



## table collections - fiberglass slate and cobblestone

Fiberglass tops are constructed from a fiberglass, resin material molded over a full-board reinforced for extra strength and durability. Table height dimensions are from top surface to floor. All tables are fully welded.



**M1118-C** 18" Side Table with Cobblestone top  
18"W 18"D 18.5"H  
7 lbs.

**M1142-C** 42" Dining Table with Cobblestone top (with hole) (shown)  
42"W 42"D 27.5"H  
30 lbs.



**M1144-C** 42" Dining Table with Cobblestone top (with hole)  
42"W 42"D 28"H  
37 lbs.

**MC1136-C** 36" Dining Table with Cobblestone top (with hole)  
36"W 36"D 28"H  
35 lbs.

**MC1148-C** 48" Dining Table with Cobblestone top (with hole)  
48"W 48"D 28"H  
42 lbs.



**M1118** 18" Side Table with Slate fiberglass top  
18"W 18"D 18.5"H  
7 lbs.

**M1142-6** 42" Dining Table with Slate fiberglass top (with hole)  
42"W 42"D 28"H  
33 lbs.



**M1144** 42" Dining Table with Slate fiberglass top (with hole)  
42"W 42"D 28"H  
41 lbs.

**MC1136** 36" Dining Table with Slate fiberglass top (with hole)  
36"W 36"D 27.5"H  
35 lbs.

**MC1148** 48" Dining Table with Slate fiberglass top (with hole)  
48"W 48"D 27.5"H 47 lbs.



**M1536** 36" Bar Height Table with Slate fiberglass top (with hole)  
36"W 36"D 40.5"H  
34 lbs.

**M1536-C** 36" Bar Height Table with Cobblestone top (with hole)  
36"W 36"D 40.5"H  
35 lbs.

### Cobblestone Top



**Cobblestone Top:** Only available in finish shown above.

### Slate Top Colors



Beige



Ivory



White

Contact your sales representative for additional product information. Your sales representative can assist you in the selection of the proper table to enhance the furniture style you are considering.

## table collections - fiberglass cultured granite

All tables are fully welded.



**M1118-CAP** 18" Side Table with Cappuccino Cultured Granite Top  
18"W 18"D 19.25"H  
11.5 lbs.

**M1118-CO** 18" Side Table with Cocoa Cultured Granite Top



**MC1136SQ-CAP** 36" Square Dining Table with Cappuccino Cultured Granite Top (with hole)  
36"W 36"D 28"H  
40.5 lbs.

**MC1136SQ-CO** 36" Square Dining Table with Cocoa Cultured Granite Top (with hole)



**MC1536-CAP** 36" Bar Height Table with Cappuccino Cultured Granite Top (with hole)  
36"W 36"D 41"H  
40.5 lbs.

**MC1536-CO** 36" Bar Height Table with Cocoa Cultured Granite Top (with hole)



**M1142-CAP** 42" Dining Table with Cappuccino Cultured Granite Top (with hole)  
42"W 42"D 28"H  
53.5 lbs.

**M1142-CO** 42" Dining Table with Cocoa Cultured Granite Top (with hole)



**M1144-CO** 42" Dining Table with Cocoa Cultured Granite Top (with hole)  
42"W 42"D 28"H  
49.5 lbs.

**M1144-CAP** 42" Dining Table with Cappuccino Cultured Granite Top (with hole)

**MC1136-CAP** 36" Dining Table with Cappuccino Cultured Granite Top (with hole)  
36"W 36"D 28"H  
40.5 lbs.

**MC1136-CO** 36" Dining Table with Cocoa Cultured Granite Top (with hole)



**MC1148-CAP** 48" Dining Table with Cappuccino Cultured Granite Top (with hole)  
48"W 48"D 28"H  
62.5 lbs.

**MC1148-CO** 48" Dining Table with Cocoa Cultured Granite Top (with hole)

### Cultured Granite Finishes



**CO**  
COCOA



**CAP**  
CAPPUCCINO

## meza fully welded aluminum tables

Table height dimensions are from top surface to floor. Dining, balcony and bar tables designed for surface mount (if desired).  
9600 and 9700 series tables are available in all frame finishes. (page 176)



**M9624-ST** 24" Round Side Table  
23.75"W 23.75"D 21.25"H  
16 lbs.



**M9624SQ-ST** 24" Square Occasional Table (Fully Welded)  
23"W 23"D 21.75"H  
16 lbs.



**M9607-ST** 36" Square Cocktail Table (No hole)  
36"W 36"D 18.25"H  
34 lbs.



**M9630-HST** 30/40" Rectangular Bar Height Table (with hole)  
40"W 29"D 39.5"H  
39 lbs.



**M9636-ST** 36" Square Dining Umbrella Table (with hole)  
36"W 35.25"D 29.25"H  
40 lbs.



**M9636-BST** 36" Square Balcony Height Table (with hole)  
36"W 36"D 34.5"H  
41.5 lbs.



**M9636-HST** 36" Square Bar Height Table (with hole)  
36"W 36"D 39.5"H  
43.5 lbs.



**M9642-ST** 42" Square Dining Umbrella Table (with hole)  
42"W 41.25"D 29.25"H  
49 lbs.



**M9642-BST** 42" Square Balcony Height Table (with hole)  
42"W 42"D 34.5"H  
50.5 lbs.



**M9642-HST** 42" Square Bar Height Table (with hole)  
42"W 42"D 39.5"H  
52.5 lbs.



**M9648-ST** 48" Square Dining Umbrella Table (with hole)  
48"W 47.25"D 29.25"H  
62 lbs.



**M9654-ST** 54" Round Dining Table  
54"W 54"D 29.5"H  
62 lbs.



**M9636-WCA** 36" Square Dining Table (with hole)  
36"W 36"D 30.75"H  
39 lbs.  
ADA Compliant



**M9642-WCA** 42" Square Dining Table (with hole)  
42"W 42"D 30.75"H  
47.5 lbs.  
ADA Compliant



**M9649-WCA** 48" Square Dining Table (with hole)  
48"W 48"D 30.5"H  
63 lbs.  
ADA Compliant

## fully welded aluminum slat top tables



**M9734-ST** 34" Square Dining Umbrella Table (with hole)  
34"W 34"D 29"H  
31 lbs.



**M9763-ST** 63" x 34" Rectangular Dining Umbrella Table (with hole)  
63"W 34"D 29"H  
50 lbs.



**M9742-ST** 42/43" Square Dining Umbrella Table (with hole)  
43.5"W 42.5"D 29"H  
47 lbs.



**M9020** Serving Cart with Extruded Shelves  
28"W 53.5"D 36"H  
64 lbs.



**M9715-ST** 15" Square End Table  
15.5"W 15.5"D 18"H  
10 lbs.

## portico - restaurant collection



**M27CFA-ST**  
27" Square Dining Table  
27"W 27"D 29.5"H  
36.5 lbs.



**M36CFA-ST**  
36" Square Dining Table with umbrella hole  
36"W 36"D 29.5"H  
49.5 lbs.



**M48CFA-ST**  
48" Square Dining Table with umbrella hole  
48"W 48"D 29.5"H  
79.5 lbs.



**M24CFA-RECP**  
24" Sq Waste Receptacle with Fiberglass Liner w/4 wheel base  
24"W 24"D 45.25"H  
107 lbs.



Portico's table tops are made from 1/4" stamped aluminum. The top slats have no underneath obstruction that would create a 'crumb catcher'.

- ≈ All Items in the Portico collection are fully welded
- ≈ Portico Tables are Surface Mountable
- ≈ Portico Table Tops are made from 1/4" stamped aluminum
- ≈ 36" sq. and 48" sq. tops have 1 3/4" dia. umbrella hole

- ≈ Waste Receptacle sides and top are made from 1/8" stamped aluminum
- ≈ Waste Receptacle includes a 35 Gallon fiberglass liner
- ≈ Liner rests on a 4-wheeled frame to allow easy accessibility for removal
- ≈ Waste receptacle has adjustable feet

# ultrasite dog park site furnishings

**!** IMPORTANT ORDERING INFORMATION **Must specify Blue or Green**



Leash Holder



Includes  
**PL-20**  
Liner and  
Powder  
Coated lid

**PBARK-433**  
Recycled Plastic Pet Waste  
Station w/20 Gal. Receptacle  
25.75"W 28.5"D 60.5"H  
48 lbs.

**PBARK-434**  
Recycled Plastic Pet Waste Station  
w/20 Gal. Receptacle  
& Leash Holder  
25.75"W 36"D 60.5"H  
48 lbs.



Includes  
**PL-20**  
Liner and  
Powder  
Coated lid

**\*PBARK-436**  
Premium Recycled Plastic Pet  
Waste Station  
w/20 Gal. Receptacle  
& Leash Holder  
25.75"W 36"D 60.5"H  
130 lbs.

**\*PBARK-435**  
Premium Recycled Plastic  
Pet Waste Station  
w/20 Gal. Receptacle  
25.75"W 28.5"D 60.5"H  
130 lbs.




**\*PBARK-484**  
Waste Station  
with Hand Sanitizer  
and Receptacle  
12.75"W 9.25"D 67"H  
25 lbs.



**\*PBARK-488**  
Waste Station -  
with Bags -  
No Receptacle  
6.75"W 5.75"D 67"H  
35 lbs.



**\*PBARK-490**  
Waste Station with  
Bags and Receptacle  
12.75"W 9.25"D 67"H  
45 lbs.



**TBARK-954-S6**  
Pooch Perch Bench  
75"W 27"D 35.5"H  
190 lbs.

Thermoplastic seat  
and Frame



**PBARK-940P-P6**  
Sit & Stay Bench  
72"W 22.25"D 35"H  
109 lbs.

Thermoplastic seat and back  
and Powder Coated Frame



**PBARK-475**  
Recycled Pick Up Station  
with Leash Holder  
6.75"W 11.75"D 60"H  
34 lbs.



**PBARK-474**  
Pick Up Station with  
Leash Holder  
6.75"W 7.75"D 48"H  
12 lbs.

**PBARK-473**  
Pick Up Station  
6.75"W 4.75"D 48"H  
10 lbs.

**\*Choose Waste Station signage for PBARK-435, PBARK-436, PBARK-484, PBARK-488, PBARK-490**



**01-08-0175**  
Poop Happens



**01-08-0176**  
Pet Waste Station



**01-08-0177**  
Pet Waste Station



**01-08-0178**  
Leave Nothing



**01-08-0179**  
Pup Stop



**TPBARK-PR-32**



**PBARK-472**  
Waste Station  
Bag Dispenser Add-On  
6.75"W 4.75"D 11.75"H  
5 lbs.

Receptacle Sold Separately

**TPBARK-PR-32**  
Tidy Up Trash Receptacle with Thermoplastic Finish  
23.5"W 23.5"D 30"H  
77 lbs.

Shown with **FTR-32-08** Flat Top Thermoplastic Lid  
and **PL-32** Liner

(Lid & Liner Sold Separately) page 149

site furnishings  
Modular Bench Series





**M31040** Slat Bench - Straight Armless  
71.5"W 27"D 33.5"H 17.5"SH  
110 lbs.



**M31042** Slat Bench - Straight Two Arms  
71.5"W 27"D 33.5"H 17.5"SH 23"AH  
115 lbs.



**M31045L** Slat Bench - Straight Left Arm  
71.5"W 27"D 33.5"H 17.5"SH 23"AH  
112.5 lbs.



**M31045R** Slat Bench - Straight Right Arm  
71.5"W 27"D 33.5"H 17.5"SH 23"AH  
112.5 lbs.



**M31060** Slat Bench - Inside  
Circular Armless  
73.5"W 32.5"D 33.5"H 17.5"SH  
94.5 lbs.



**M31062** Slat Bench - Inside Circular  
Two Arms  
73.5"W 32.5"D 33.5"H 17.5"SH 23"AH  
99.5 lbs.



**M31065L** Slat Bench - Inside Circular  
Left Arm  
73.5"W 32.5"D 33.5"H 17.5"SH 23"AH  
97 lbs.



**M31065R** Slat Bench - Inside Circular  
Right Arm  
73.5"W 32.5"D 33.5"H 17.5"SH 23"AH  
97 lbs.



**M31070** Slat Bench - Outside Circular  
Armless  
73.5"W 33"D 33.5"H 17.5"SH  
98.5 lbs

Collection continues on next page.

- ≈ Traditional design
- ≈ Can be connected with or without connecting tables
- ≈ Benches and tables can connect with screw plates
- ≈ Benches are surface mountable

- ≈ Seat slats and table tops are solid aluminum
- ≈ Frame is square aluminum extrusion
- ≈ Available in all frame finishes
- ≈ Available in all finishes on page 176



**M31072** Slat Bench - Outside Circular  
Two Arms  
73.5"W 33"D 33.5"H 17.5"SH 23"AH  
103.5 lbs.



**M31075L** Slat Bench - Outside Circular  
Left Arm  
73.5"W 33"D 33.5"H 17.5"SH 23"AH  
101 lbs.



**M31075R** Slat Bench - Outside Circular  
Right Arm  
73.5"W 33"D 33.5"H 17.5"SH 23"AH  
101 lbs.



**M31073** 30 Degree Connecting Table  
16"W 20"D 5"H  
7 lbs.



**M31076** 60 Degree Connecting Table  
28"W 20"D 5"H  
12.5 lbs.



**M31077** Regular Connecting Table  
27.5"W 18.5"D 5"H  
13 lbs.



**M31078** End Table  
25.25"W 18.5"D 15"H  
15 lbs.



**M31079** 90 Degree Connecting Table  
38.5"W 20"D 5"H  
16.5 lbs.

Connecting a table to a bench is a matter of aligning the tabs on the table with the holes underneath the bench frame and inserting bolts (fig. 1). Connecting benches together you will utilize an aluminum plate. Align the holes of the plate with the holes on the underside of each bench and insert bolts (fig. 2).

Attaching benches together with the plates isn't necessary if the benches will be surface mounted.



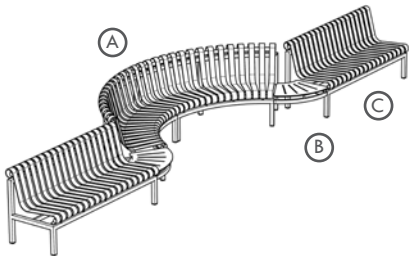
fig. 1



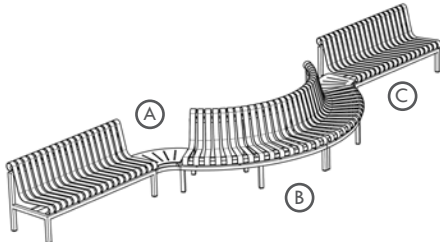
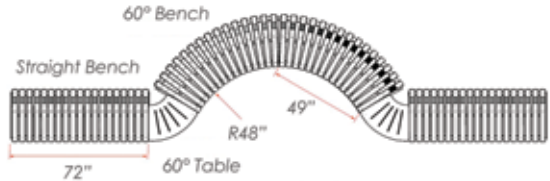
fig. 2



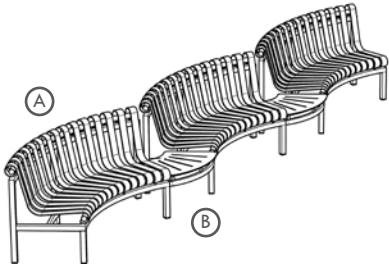
Below are some possible configurations incorporating the connecting tables. The use of benches with or without arms will not affect the configurations.



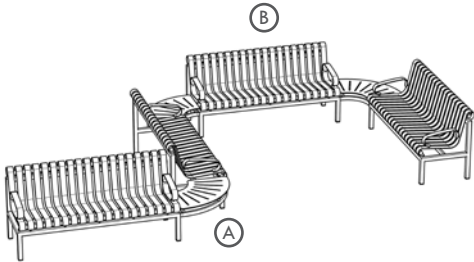
COVE A. M31060 (2) B. M31076 C. M31040



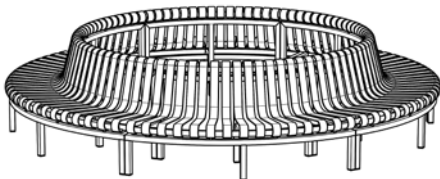
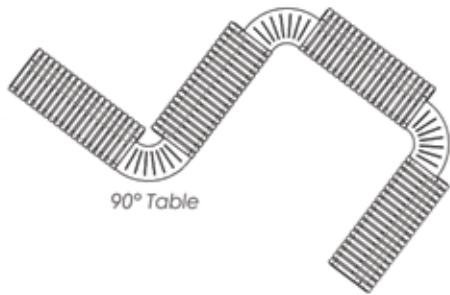
DUPONT A. M31076 B. M31070 (2) C. M31040 (2)



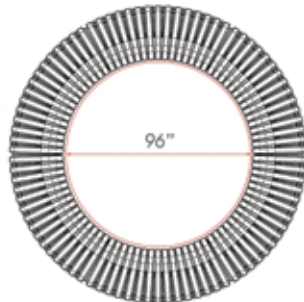
SCALLOP A. M31060 B. M31076



SERPENTINE A. M31079 B. M31042

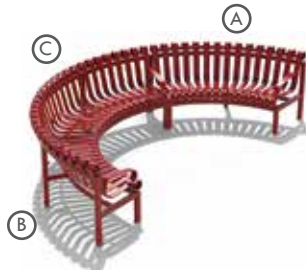


CIRCLE M31070 (6)





A. (2) M31042 B. M31060



A. M31065L B. M31065R C. M31062



A. M31075R B. M31072



A. M31045L B. M31065R



M31060



M31070




A. (4) M31070 B. (4) M31073



A. (3) M31070 B. (3) M31076




(6) M31075L



A. (2) M31079 B. (3) M31070



A. (4) M31042 B. (3) M31079



A. (2) M31070 B. (2) M31060

This modern style picnic table is 100% aluminum and is available in all finishes. The seats and top can be ordered in a different color than the base frame but the top and seats must be the same color if different from the base. The base is FULLY WELDED. Seats and top attach to the base with stainless steel hardware. This picnic table is ADA compliant as the ends of the picnic top will accommodate wheelchairs.



**M31016** Picnic Table without Umbrella Hole  
96"W 68"D 30.5"H 18"SH  
165 lbs.

**M31015** Picnic Table with Umbrella Hole  
96"W 68"D 30.5"H 18"SH  
165 lbs.



## site furnishings

Site furnishings vinyl color selections are located on page 177. Frame finishes are located on page 176.



**M732-6** 6' Bench with Back and Arms  
76"W 28.5"D 35"H 17"SH 25"AH  
72 lbs.  
Surface mount only  
Must be secured to surface



**M730-6** 6' Bench with Back  
No Arms  
72"W 28.5"D 35"H 17"SH  
63.5 lbs.  
Surface mount only  
Must be secured to surface



**M733-6** 6' Bench Backless - No Arms  
72"W 17"D 17.5"H 17.5"SH  
36 lbs.  
Surface mount only  
Must be secured to surface



**M1600RCW** 32 Gallon Crossweave  
Deco Bin with Lid and Liner  
23.75"W 23.75"D 33"H  
23 lbs.



**M770** Rectangular Waste  
Receptacle  
36.5"W 19"D 36"H  
78 lbs.  
Includes dual 22 gallon liners  
Fiberglass top only available  
in bronze.



**M770L** Rectangular Waste  
Receptacle with Labeling  
Color of labels for body of  
receptacle determined at factory  
discretion in either light or dark  
color. Tops only available in  
bronze with white artwork.



**M770-POST**  
Optional In-Ground  
Mount Post  
Attaches to bottom of  
receptacle.  
Hardware included



**M1600RS** Waste Receptacle  
with Sling Sides with Lid and Liner  
24.5"W 24.5"D 33.75"H  
17 lbs.



**M1600R** 32 Gallon Deco Bin  
with Lid and Liner  
25"W 25"D 33"H  
19 lbs.



**M1600R** 32 Gallon Deco Bin  
with Lid and Liner with Optional  
Fiberglass Top MT1600R sold  
separately  
27 lbs.



**MT1600R** Fiberglass Top, sold  
separately  
For use with any M1600 series  
waste receptacle  
25.5"W 25.5"D 3"H  
8 lbs.  
Finish color selections (page 177)



**M1600RTB** Towel Bin with Sling Sides  
24.5"W 24.5"D 33.75"H  
14 lbs.



**M1600RST** Waste Receptacle  
with Stamped Aluminum Sides  
with Lid and Liner  
24.75"W 24.75"D 32.5"H  
59 lbs.



**M77040** Nexus Woven Waste Receptacle  
26"W 26"D 40.5"H  
20 lbs.  
Also available in Sapphire and Driftwood  
weave. (page 11 and 32)  
32 gallon liner included

Bicycle racks and waste receptacles and lids are available in any finish color on page 176.



Easy Access Waste Can/Liner  
M8040A shown with door open

**M8040A** 32 Gallon Waste Receptacle with Lid and Liner  
25"W 25"D 45.875"H  
72 lbs.



**M169-5** Hoop Bike Rack  
71.5"W 28"D 33.5"H  
35.5 lbs.



**M167-5** 6.75' Bike Rack  
81"W 36"D 29"H  
67.5 lbs.



**M31090** 30 Gal. Waste Receptacle with Powder Coated Liner and Spun Aluminum Drop-Thru Lid.  
30"W 30"D 34"H  
69.5 lbs.  
(79 lbs. with liner and spun aluminum drop-thru lid)  
Can be Surface Mounted.



**M31090-LID** Detachable Waste Receptacle Lid Fits model M31090 only  
29.5"W 29.5"D 11"H  
16.5 lbs.



**M760** 30 Gal. Waste Receptacle with Powder Coated Liner and Spun Aluminum Drop-Thru Lid  
29.75" dia. 34"H  
38 lbs.  
(46.5 lbs. with liner and spun aluminum drop-thru lid)



**M760-LID** Detachable Waste Receptacle Lid Fits model M760 only  
29" dia. 13"H  
16 lbs.

Receptacle and Lid sold separately



45" OAH



**ECG1929** Covered Charcoal Grill with Shelf  
29.25"W 19.5"D 40"H  
145 lbs.



**M578-1** Charcoal Grill with Shelf  
27"W 16"D 49"H  
80 lbs.



**M5535SMBU** Smoker's Bin (Aluminum) Surface Mount  
35.5"H 11.75" Base dia.  
4.75" Receptacle dia.  
15 lbs.



**SBCR** Smoker's Butler  
9" dia. 25"H

Smoker's Butler Finish Selections



Tan



Gray

## ultrasite ultracoat site furnishings



**950SM-FB6** - 6' Capri Bench  
Fiesta Pattern, Surface Mount (SM)  
74"W 26.5"D 34"H  
106 lbs.

Thermoplastic Finish,  
Powder Coated Steel Frame

**950SM-P6** - Perforated Pattern

**950SM-S6** - Slat Pattern

**950SM-V6** - Diamond Pattern

**950SM-W6** - Wave Pattern

Available in 4' and 8' sizes  
Portable (P) and Inground (S) Options



**954SM-V6** - 6' Lexington Bench  
with Back, Diamond Pattern,  
Surface Mount (SM)  
75"W 27"D 35.5"H  
214 lbs.

Thermoplastic Finish,  
Cast Aluminum Frame

**954-FB6** - Fiesta Pattern

**954-P6** - Perforated Pattern

**954-S6** - Slat Pattern

**954-W6** - Wave Pattern

Available in 4' and 8' sizes  
Portable (P) and/or  
Surface Mount (SM) Options



**955SM-W6** - 6' Sierra Bench  
Wave Pattern, Surface Mount (SM)  
75.25"W 34"D 35.5"H  
110 lbs.

Thermoplastic Finish,  
Powder Coated Steel Frame

**955SM-FB6** - Fiesta Pattern

**955SM-P6** - Perforated Pattern

**955SM-S6** - Slat Pattern

**955SM-V6** - Diamond Pattern

Available in 2', 4' and 8' sizes  
Portable (P) and  
Inground (S) Options



**976SM-V4** - 4' Contour Bench  
w/out Back, Diamond Pattern,  
Surface Mount (SM)  
56.5"W 30"D 24.75"H  
121 lbs.

Thermoplastic Finish,  
Powder Coated Steel Frame

**976SM-FB4** - Fiesta Pattern

**976SM-P4** - Perforated Pattern

**976SM-S4** - Slat Pattern

**976SM-W4** - Wave Pattern

Available in 6' and 8' sizes  
Inground (S) Option



**238H-V8** - 8' Double Sided  
Extra Heavy Duty ADA Table  
Diamond Pattern

96"W 68.5"D 30.25"H  
195 lbs.

Thermoplastic Finish,  
Powder Coated Steel Frame

**238H-P8** - Perforated Pattern

**238-P6** - 6' Extra Heavy Duty Table  
Perforated Pattern

72"W 68.5"D 30.25"H  
239 lbs.

**238-V6** - Diamond Pattern

Portable (P) and/or  
Surface Mount (SM) Options



**239SM-V8** - 8' Extra Heavy Duty  
Rectangular Span Leg Table,  
Diamond Pattern

Surface Mount (SM)  
96"W 69"D 30.25"H  
235 lbs.

Thermoplastic Finish,  
Powder Coated Steel Frame

**239SM-P8** - Perforated Pattern

Inground (S) Option



**338SM-V** - 46" Single Pedestal  
Square Table  
Diamond Pattern

Surface Mount (SM)  
76.5"W 76.5"D 30.25"H  
272 lbs.

Thermoplastic Finish,  
Powder Coated Steel Frame

**338SM-P** - Perforated Pattern

Inground (S) Option



**369SM-RDV** - 46" Round  
Span Leg Table  
Diamond Pattern

Surface Mount (SM)  
84"W 84"D 30"H  
272 lbs.

Thermoplastic Finish,  
Powder Coated Steel Frame

**369SM-RDP** - Perforated  
Pattern

Inground (S) Option



**358H-V** - 3-Seat, 46" Square  
ADA Table  
Diamond Pattern

78.87"W 79.875"D 30"H  
172 lbs.

Thermoplastic Finish,  
Powder Coated Steel Frame

**358H-P** - Perforated Pattern

Portable (P) and/or  
Surface Mount (SM) Options



**358-OV** - 46" Octagon Table  
Diamond Pattern  
78.87"W 78.87"D 30.25"H  
189 lbs.

Thermoplastic Finish,  
Powder Coated Steel Frame

**358-OP** - Perforated Pattern

Portable (P) and/or  
Surface Mount (SM) Options



**358H-RDV** - 3-Seat, 46"  
ADA Round Table  
Diamond Pattern

64.75"W 83.5"D 30.25"H  
168 lbs.

Thermoplastic Finish,  
Powder Coated Steel Frame

**358H-RDP** - Perforated Pattern

Surface Mount (SM)  
recommended



**358-RDV** - 46" Round Table  
Diamond Pattern  
83.25"W 83.25"D 30.25"H  
186 lbs.

Thermoplastic Finish,  
Powder Coated Steel Frame

**358-RDP** - Perforated Pattern

Portable (P) and/or  
Surface Mount (SM) Options


### Pattern Options



**DIAMOND**



**FIESTA**



**PERFORATED**



**SLAT**



**WAVE**

## ultrasite ultracoat receptacles



**TEXT-45**  
45 Gallon  
Receptacle  
24"W 24"D 33"H  
70 lbs.  
Thermoplastic  
Finish  
**(RT-32 Lid and  
PL-32 Liner  
Sold Separately)**



**EX-12** Ash Urn Only  
Diamond Pattern  
12.5"W 12.5"D 24"H  
38 lbs.  
Thermoplastic Finish  
**PR-12** - Perforated Pattern  
Portable (P) and/or  
Surface Mount (SM)  
Options



**EX-32** 32 Gallon Trash  
Receptacle Only  
Diamond Pattern  
23.5"W 23.5"D 30"H  
70 lbs.  
Thermoplastic Finish  
**FB-32** - Fiesta Pattern  
**PR-32** - Perforated Pattern  
**S-32** - Slat Pattern  
**W-32** - Wave Pattern  
(Lid And Liner Sold  
Separately)



**PR-12AT** - Ash & Trash  
Receptacle Combo  
with Liner  
Perforated Pattern  
12.5"W 12.5"D 24.5"H  
38 lbs.  
Thermoplastic finish  
**EX-12AT** -  
Diamond Pattern  
Portable (P) and/or  
Surface Mount (SM)  
Options



**AG-36FT**  
Augusta 36 Gallon  
Receptacle with Flat Top  
Lid & Plastic Liner  
Powder Coated Finish  
26.5"W 26.5"D 29.25"H  
185 lbs.  
**AG-36AU**  
Ash Urn Lid & Plastic Liner  
**AG-36RB** Rain Bonnet Lid  
& Plastic Liner  
Portable (P) and/or  
Surface Mount (SM) Options



**PL-32**  
Heavy Duty Plastic  
Receptacle Liner  
22"W 22"D 28"H 8 lbs.  
32 Gallon Capacity  
Sold Separately



**FS-32-TRSQ**  
Flat Top Square Lid;  
23"W 23"D 2"H  
20 lbs.  
Fits 32 gal. TRSQ-32  
See page 152



**AU-32-TRSQ**  
Square Lid with Ash Urn  
23"W 23"D 13.128"H  
25 lbs.  
Fits 32 gal. TRSQ-32  
See page 152



**RB-32-TRSQ**  
Square Lid with Rain Bonnet  
23"W 23"D 13.0625"H  
24 lbs.  
Fits 32 gal. TRSQ-32  
See page 152



**FTR-32-08**  
Flat Top Lid with 8" opening,  
24"W 24"D 2"H  
7 lbs.  
Fits 32 gal. receptacle  
**FTR-32-14**  
Flat Top Lid with 14" opening,



**AUR-32-08**  
Flat Top Lid with 8" opening  
and Ash Urn  
24"W 24"D 13"H  
13 lbs.  
Fits 32 gal. receptacle  
**AUR-32-14**  
Flat Top Lid with 14" opening  
and Ash Urn Lid




**RBR-32-08**  
Flat Top Lid with 8" opening  
and Rain Bonnet  
24"W 24"D 13"H  
13 lbs.  
Fits 32 gal. receptacle  
**RBR-32-14**  
Flat Top Lid with 14" opening  
and Rain Bonnet




**RT-32**  
32 Gallon Dome Round Top  
24.875"W 24.875"D 11.75"H  
10 lbs.  
Available in Black, Blue,  
Brown, Gray,  
**Only available on  
thermoplastic receptacles**

### ULTRACOAT THERMOPLASTIC COLORS



- Superior Adhesion
- Resistance to Cutting and Vandalism
- No Runs or Drips
- Smooth Finish Prevents Mold and Mildew
- Easily Repaired
- UV Protection
- Environmentally Friendly

### POWDER COAT FINISH OPTIONS



## ultrasite natural collection

Recycled planks, 100% recycled plastic with color, rounded edges



**20-CDR6**  
6' Bench with Back,  
Recycled Plastic, 2"X4" Planks,  
72"W 25"D 33.5"H  
160 lbs.

**20-GRN6**  
**20-GRY6**

Portable only



**21-CDR6**  
6' Bench with Back,  
Recycled Plastic, 2"X6" Planks  
72"W 24.5"D 32.5"H  
185 lbs.

**21-GRN6**  
**21-GRY6**

Portable only



**61S-CDR6**  
Richmond Series 6' Bench  
with Back, Recycled Plastic  
Powder Coated Frame  
72"W 21.75"D 32.75"H  
185 lbs.

**61S-BRN6**  
**61S-GRN6**  
**61S-GRY6**

Inground (S) or  
Surface Mount (SM) Option



**982SM-GRN36**  
6' Single Sided Bench, Recycled  
Plastic, 8-Slat, 3"X4" Planks,  
Powder Coated Frame  
Surface Mount (SM)  
72"W 23.25"D 35"H  
235 lbs.

**982SM-BRN36**  
**982SM-CDR36**  
**982SM-GRY36**

Inground Mount (S) Option



**964-BRN6**  
6' Charleston Bench with Back,  
Recycled Plastic, thermoplastic  
finish on frame  
76"W 26.75"D 35.75"H  
300 lbs.

**964-CDR6**  
**964-GRN6**  
**964-GRY6**

Portable (P) and/or Surface  
Mount (SM) Options



**24-CDR6**  
6' Table, Recycled Plastic,  
72"W 59.5"D 30"H  
410 lbs.

**24-GRN6**  
**24-GRY6**

Portable (P) and/or  
Surface Mount (SM) Options  
Frame Black



**238-GRN8**  
8' Extra Heavy Duty Table,  
Recycled Plastic,  
Galvanized Frame  
96"W 61.685"D 30"H  
400 lbs.

**238-BRN8**  
**238-CDR8**  
**238-GRY8**

Portable (P) and/or Surface  
Mount (SM) Options



**158-GRY6**  
6' Heavy Duty Table,  
Recycled Plastic,  
Powder Coated Frame  
72"W 57"D 30"H  
253 lbs.

**158-BRN6**  
**158-CDR6**  
**158-GRN6**

Portable (P) and/or Surface  
Mount (SM) Options



**26-HEX-GRN**  
6' Hexagon Table,  
Recycled Plastic  
72"W 72"D 29.5"H  
250 lbs.

**26-HEX-CDR**

Portable (P) and/or  
Surface Mount (SM),



**358-CDR48**  
48" Square Table, Powder  
Coated Frame, Recycled Plastic  
74.5"W 74.5"D 30"H  
227 lbs.

**358-BRN48**  
**358-GRN48**  
**358-GRY48**

Portable (P) and/or Surface  
Mount (SM) Options





**TRASH RECEPTACLES**



**TRSQ-32-GRY**  
 32 Gallon Sq. Receptacle,  
 Recycled Plastic, 2"X4" Planks,  
 26.75"W 26.75"D 34"H  
 135 lbs.  
**TRSQ-32-BRN**  
**TRSQ-32-CDR**  
**TRSQ-32-GRN**

Lid and Liner Sold Separately (page149.)  
 Portable with mounting kit sold Separately.  
 Available in all plank colors



**TR-32-BRN**  
 32 Gallon Round Receptacle,  
 Recycled Plastic, 2"X4" Planks,  
 27.25"W 27.25"D 34"H  
 110 lbs.  
**TR-32-CDR**  
**TR-32-GRN**  
**TR-32-GRY**

Lid and Liner Sold Separately (page149.)  
 Portable with mounting kit sold Separately.  
 Available in all plank colors.

**Decals for TRSQ-32 and TR-32 Receptacles**



**01-05-0130** Lettering - 'RECYCLE' decal  
**01-05-0135** Lettering - 'TRASH' decal"  
**01-05-0136** Lettering - 'CANS' decal  
**01-05-0137** Lettering - 'PLASTICS' decal

**RECYCLING RECEPTACLES**



**TRSQ-20-GRY**  
 Single Recycling 20 Gal. Receptacle,  
 Recycled Plastic,  
 23"W 23"D 28"H  
 135 lbs.  
**TRSQ-20-BRN**  
**TRSQ-20-CDR**  
**TRSQ-20-GRN**

**PL-20** Liner and Lids listed below  
 Sold Separately  
 Portable with mounting kit  
 sold separately  
 Available in all plank colors



**TRSQ-40-CDR**  
 Double Recycling Receptacle,  
 20 Gal. each, Recycled Plastic,  
 44.75"W 23"D 28"H  
 235 lbs.  
**TRSQ-40-BRN**  
**TRSQ-40-GRN**  
**TRSQ-40-GRY**

**PL-20** Liner and Lids listed below  
 Sold Separately  
 Portable with mounting kit  
 sold separately  
 Available in all plank colors



**TRSQ-60-GRN**  
 Triple Recycling Receptacle,  
 20 Gal. each, Recycled Plastic,  
 66.5"W 23"D 28"H  
 335 lbs.  
**TRSQ-60-BRN**  
**TRSQ-60-CDR**  
**TRSQ-60-GRY**

**PL-20** Liner and Lids listed below  
 Sold Separately  
 Portable with mounting kit  
 sold separately  
 Available in all plank colors

**Lids for TRSQ-20, TRSQ-40 and TR-60 Receptacles**

**01-05-0123** 'PLASTICS' Lid  
 23 3/4" square HDPE lid,  
 Lettering - 'PLASTICS', 10" round opening  
**01-05-0124** 'CANS' Lid  
 23 3/4" square HDPE lid,  
 Lettering - 'CANS', 4" round opening

**01-05-0125** 'TRASH' Lid  
 23 3/4" square HDPE lid,  
 Lettering - 'TRASH', 10" square opening  
**01-05-0126** 'GLASS' Lid  
 23 3/4" square HDPE lid,  
 Lettering - 'GLASS', 4" round opening

**01-05-0127** 'PAPER' Lid  
 23 3/4" square HDPE lid,  
 Lettering - 'PAPER',  
 10" x 1.5" slot opening

**RECYCLED PLANK COLORS**



**GRY** - Gray  
**CDR** - Cedar  
**BRN** - Brown  
**GRN** - Green

**RECEPTACLE MOUNTING KITS**

Most trash receptacles are portable and can be converted to either inground (IG) or surface mount (SM) receptacles. Sold separately. Powder coated black finish.



**IG KIT**  
 Inground Mount Kit  
 for Receptacles  
 Powder coated black finish



**SM KIT**  
 Surface Mount Kit for Receptacles  
 Powder coated black finish

# fiberglass planters and containers

Texacraft all weather planters and containers combine natural and synthetic materials to create lightweight, sculptural forms that can be used both OUTDOORS and INDOORS. Carefully made by hand, each piece is constructed from a fiberglass shell with a natural metal finish applied over the top. They are then hand polished to achieve a rich, dimensional surface that will either patina over time or take on a matte finish, depending on the salt content in the air. Most of these commercial grade containers are steel reinforced and are two to three times stronger compared to other manufacturers. The finishes are formulated with high UV and scratch resistant properties creating a very durable exterior fiberglass product.

## MAVERICK



**032/19** Maverick Planter  
19" Dia. 12.25" Base 16.5"H  
12 lbs.



**032/23** Maverick Planter  
23" Dia. 15" Base 20"H  
18 lbs.



**032/36** Maverick Planter  
36" Dia. 23.5" Base 31"H 50 lbs.  
**032/30X26** Maverick Planter  
30" Dia. 20" Base 26.5"H 32 lbs.

## SWELL



**043/36X14** Axis Planter  
36" L 14" W 16"H 30 lbs.  
**043/48X14** Axis Planter  
48" L 14" W 16"H 40 lbs.  
**043/60X14** Axis Planter  
60" L 14" W 16"H 50 lbs.

## TIBURON



**035/26** Tiburon Planter  
12" Dia. 8.75" Base 26"H 19 lbs.



**035/30** Tiburon Planter  
16" Dia. 11.25" Base 30"H 27 lbs.  
(shown) Sterling - ST Special  
Order Color



**035/32X24** Tiburon Planter  
24" Dia. 17" Base 32"H 43 lbs.  
**035/32X18** Tiburon Planter  
18" Dia. 12.75" Base 32"H 30 lbs.

## CLOUD



**089/18** Cloud Break Bowl  
18" Dia. 9" Base 7.5"H 9 lbs.  
**089/24** Cloud Break Bowl  
24" Dia. 11" Base 10"H 12 lbs.  
**089/30** Cloud Break Bowl  
30" Dia. 14.5" Base 12"H 23 lbs.  
**089/42** Cloud Break Bowl  
42" Dia. 14" Base 14"H 40 lbs.

## MONSOON



**042/36X14** Monsoon Planter  
36"L 14"W 24"H 40 lbs.



**042/48X14** Monsoon Planter  
48"L 14"W 24"H 50 lbs.



**042/60X14** Monsoon Planter  
60"L 14"W 24"H 60 lbs.  
**042R/72X18X36** Monsoon Planter  
with Recessed Base  
72"L 18"W 36"H 80 lbs

Dimensions may vary slightly due to fiberglass handlayering process. Weights shown are approximate. All planters ship without drain holes so that they can be used indoors. If drain holes are needed simply drill a 3/4" hole in bottom of planter.

## FAIRFAX



**034/26** Fairfax Planter  
12" Square 8.75" Sq. Base  
26" H 20 lbs.



**034/30** Fairfax Planter  
16" Square 12" Sq. Base  
30" H 28 lbs.



**034/32X18** Fairfax Planter  
18" Square 13" Sq. Base  
32" H 32 lbs.



**034/32X24** Fairfax Planter  
24" Square 16" Sq. Base  
32" H 45 lbs.

## SIDEKICK



**053/19X19** Sidekick Planter  
19.5" Square 17" Sq. Base 19" H 21 lbs.



**053/24X24** Sidekick Planter  
24" Square 21" Sq. Base 24.75" H 31 lbs.



**053/36X36** Sidekick Planter  
36" Square 36" Sq. Base 33" H 60 lbs.

## INFINITY



**072/32X18** Infinity Planter  
18" Dia. 13" Base 32"H 30 lbs.  
**072/22** Infinity Planter  
13" Dia. 10" Base 22"H 13 lbs.



**072/32X24** Infinity Planter  
24" Dia. 16" Base 32"H 43 lbs.  
(shown) Sterling - ST Special  
Order Color

## HELIX



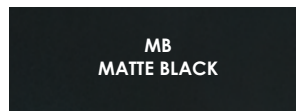
**029/16X16** Helix Stool  
16" Dia. 16" Base 16"H 16 lbs.

## AJAX



**001/16X18** Ajax Stool  
16" Dia. 16" Base 18"H 15 lbs.

## Planter and Container Finishes



**Stock Color Selections:** Maverick, Swell, Sidekick, Monsoon, Axis, Tiburon, Fairfax, Infinity, Hive, and Cloud available in Bronze, Copper & Matte Black finishes. Hive also stocked in Shiny White (SW). Helix and Ajax are available in Matte Gray. Consult with your sales representative for other product availability in Matte Gray finish. Other finishes are available with possible longer lead times. Consult your sales representative for more information.

Gray (Trash), Blue (Recycle), Bright Green (Compost)



## HIVE

- 073/28X14** Hive Container  
14" Dia. 14" Base 28"H 16 lbs.
- 073/34X14** Hive Container  
14" Dia. 14" Base 34"H 19 lbs.
- 073/TTop14** Hive Trash Top Only  
For 28 & 34/14 container
- 073/RTop14** Hive Recycle Top Only  
For 28 & 34/14 container
- 073/CompostTop14** Hive Compost Top Only  
For 28 & 34/14 container
- 073Liner/28X14** Hive Container Liner Only  
For 28/14 container
- 073Liner/34X14** Hive Container Liner Only  
For 34/14 container

- 073/28X18** Hive Container  
18" Dia. 18" Base 28"H 18 lbs.
- 073/34X18** Hive Container  
18" Dia. 18" Base 34"H 21 lbs.
- 073/TTop18** Hive Trash Top Only  
For 28 & 34/18 container
- 073/RTop18** Hive Recycle Top Only  
For 28 & 34/18 container
- 073/CompostTop18** Hive Compost Top Only  
For 28 & 34/18 container
- 073Liner/28x18** Hive Container Liner Only  
For 28/18 container
- 073Liner/34x18** Hive Container Liner Only  
For 34/18 container



MONSOON



AVAILABLE IN  
MATTE STERLING (ONLY)

## MIRAGE

- 096/36X18-ST** Sterling Mirage Container (Liner not included)  
18" L 12" W 36"H 33 lbs. 15 Gallon
  - 096/LINER/36X18** Liner only for Mirage Container
  - 096/TTOP36X18-ST** Sterling Trash Top to fit Mirage Container w/ liner
  - 096/RTOP36X18-ST** Sterling Recycle Top to fit Mirage Container w/ liner
- Tops and Liner sold separately

# nest lantern

The Nest Lantern features a brushed stainless steel 'nest' pattern for the flame grill. The body of the lantern is made from glass fiber reinforced concrete (GFRC) in the Smoke finish color- a color resembling natural concrete. This unit is fueled by a self-contained Propane tank. The product is designed to use any standard 5 gallon propane tank available at most hardware stores or home improvement centers.

The decorative "Nest" globe surrounds tempered glass panels. The glass provides wind protection for the flame and helps keep the burner and contents clean. This specially formulated glass does not get excessively hot to the touch.

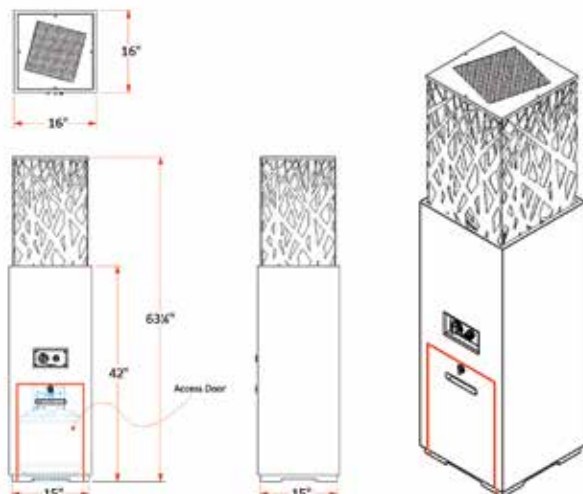
Only available in Smoke (SM) finish as shown.



**715-SM-11-VIPC**  
Nest Lantern  
160 lbs.

## Nest Lantern Features

- Operates on 5 lb. LP Tank (not included)
- Stainless Steel Burner, Hose and Regulator
- Flame is adjustable
- BTU Rating 20,000 LP
- Manual/Piezo Lighting
- Manual control valve
- Includes 7 lb. Bag of Black Glass



# euro height fire tables

Texacraft's beautifully designed fire tables feature a natural concrete finish and a contemporary "Euro-Height" of 13". This lower height offers a more casual ambience and places the flame well below eye level. Our units can be fueled by either Liquid Propane (LP) or Natural Gas (NG) and can easily be switched back and forth should your needs ever change.

- ≈ Fire tables are designed to burn LP (Propane) or NG (Natural Gas)
- ≈ All gas models ship as LP with a 10 foot hose and regulator
- ≈ Simply connect to a standard 20lb LP tank to operate
- ≈ Injector needed to convert burner to natural gas included
- ≈ The conversion from LP to NG will take less than 2 minutes
- ≈ Licensed plumber needed for Natural Gas installation
- ≈ Tables have adjustable feet
- ≈ Hand finished composite concrete/fiberglass surround with durable matte finish
- ≈ Composite material is 2x strength of normal concrete and ½ the weight
- ≈ Stainless steel burners
- ≈ 11 lb. lava rock bags included as decorative media
- ≈ Round and square tables ships with 1 bag, rectangle table ships with 2 bags
- ≈ Each fire table in the collection is a 2 man lift.
- ≈ Each unit fires 55000 BTU



**WLP.SQL40.NA.G**  
40" Square Fire Table  
13"H



**WLP.RDL40.NA.G**  
40" Round Fire Table  
13"H  
Shown with optional round glass windscreen **BLD.A.G.R550**



**WLP.RCL65.NA.G**  
65" x 40" Rectangle Fire Table  
13"H



**WLP.A.S.SQ18.NA**  
LP Tank Cover/Side Table/Stool  
18"SQ x 20"H



**WLP.A.C.SQL40**  
Square Polyurethane Covers  
**WLP.A.C.RCL65**  
Rectangle Polyurethane Covers  
**WLP.A.C.RDL40**  
Round Polyurethane Covers  
**WLP.A.C.SQ18**  
LP Tank/Side Table  
Polyurethane Cover



**BLD.A.G.S530**  
Square Glass Windscreen



**BLD.A.G.L1180**  
Rectangle Glass Windscreen



**BLD.A.G.R550**  
Round Glass Windscreen

#### Maintenance Products:

- ESF.1.P.CRK**  
Concrete Repair Kit
- ESF.2.P.CSK**  
Sealer Kit



Installation Instructions


#### Liquid Propane (LP)

- Easy no cost installation
- Burners are UL/ULC Listed
- Push Button ignition
- Offer flexibility to relocate fire table

#### Natural Gas (NG)

- Lowest cost of operation
- Requires no refueling
- Adjustable flame height
- Burners UL/ULC Listed
- Push button ignition

# in-pool collection




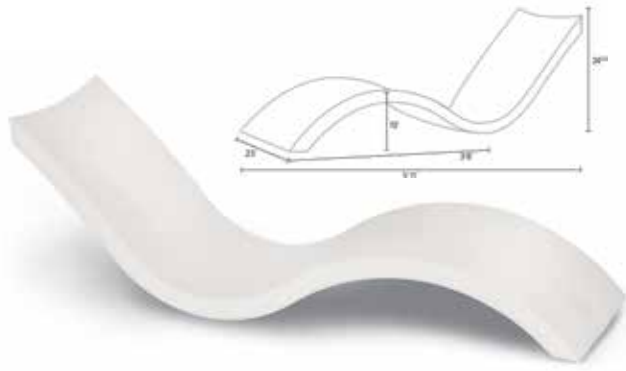
Texacraft's popular in-pool collection has expanded to include several exciting new products for water applications. All In-Pool products are created from a high grade polyethylene resin. This superior grade material is sure to hold up to the rigors of poolside use. Texacraft's In-Pool Furniture is made in the USA from recycled materials. Products can be utilized out of water, too.

## Available finishes for applicable products used in water



## Available finishes for all products not used in water





**LLC** In-Pool Lounger (White shown LLC-W)  
Weight: 34 lbs. (empty) 144 lbs. (full)

**White In-Pool Lounger available in stock for quick shipment.**  
The Contour In-Pool Lounger is designed for use in up to 9" of water depth.

**Installation**

When you receive it, you will submerge it in your pool, fill it completely with water then, pull it on to the ledge. Once in place, weighing over 100 lbs, the Contour In-Pool Lounger will stay put and shouldn't need to be moved except for season storage. Clean it in place with common household cleaners. Removing them from the pool is not necessary but if desired the Contour In-Pool Lounger is easily stackable.

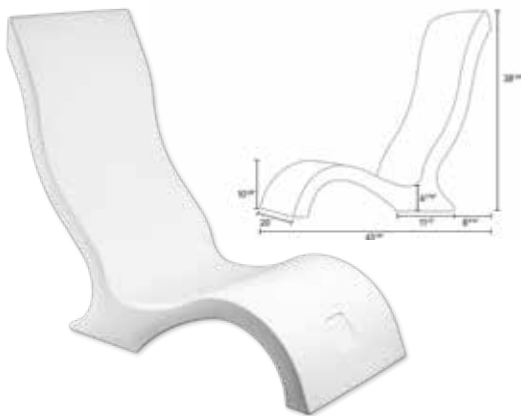


**LLCD** Raised In-Pool Lounger (White shown LLCD-W)  
23"W 74.69"D 31"H  
Weight: 51 lbs. (empty) 264 lbs. (full)

The Raised Chaise Lounge is designed for deeper pool ledge installations. This chaise is designed for water depth of no more than 15". Installation instructions are the same as for the regular in-pool lounger. This chaise can be used out of the water, too. If used out of the water it is recommended it be filled with water to add more weight.

**Installation**

Procedure is same as described for In-Pool Lounger above.



**LLCR** High Back Chair (White shown LLCR-W)  
Weight: 33 lbs. (empty) 133 lbs. (full)

The High Back Chair features a contoured shape for comfort and lumbar support. Do not place on a pool ledge deeper than 9". The chair can be used in or out of the water.

**Installation**

Procedure is same as described for In-Pool Lounger above.




**LLST-14-T** Side Table (White shown LLST-14-TW)  
Weight: 12 lbs. (empty) 78 lbs. (full)

The Side table should be filled with water for installation and should be used in water no more than 10" deep. The umbrella hole accommodates umbrella poles up to 2" in dia. Do not use umbrella with table in windy conditions and/or when unattended. This table will hold up to a 6' square or 8' octagon umbrella. To install simply submerge the table in the water to fill then pull it onto the pool ledge. The side table includes specific fitting inserts for the umbrella hole to secure umbrella pole in the table.



Available cushion and pillow fabrics (Marine Grade Sunbrella®)

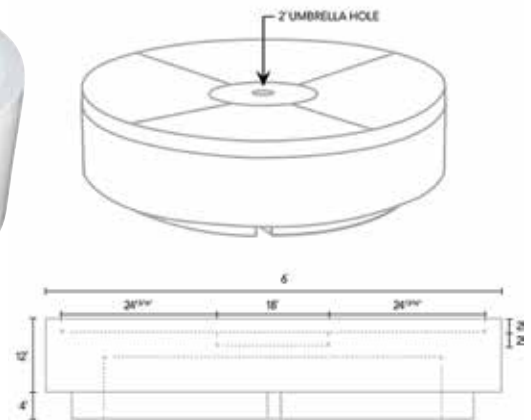


**ISLAND BED**

The Island Bed can be used in or out of the water. The water depth cannot be deeper than 12". The pie-shaped top cushions are made from marine grade Sunbrella® fabrics shown above.

Throw pillows and bed cushions are sold separately.

Center side table sold separately. **LLST-14-T**  
Umbrella sold separately.



**LLI** Island Bed (White shown LLI-W)  
**Island Bed LLI must be ordered with 5-piece cushion set LLIC sold separately.**  
 Weight: 120 lbs. (empty) 1142 lbs. (full)  
 Umbrellas with a 2" max. dia. pole can be used in the Island Bed.

## CUSHION SECTIONAL

Texacraft's In-Pool Cushion Sectional is an innovative way to introduce cushion comfort lounging without leaving the pool! The cushion foam is open cell and is created especially to quickly filter water for quick drying and is covered in durable Sunbrella Marine Grade fabrics. This versatile collection is also perfectly at home outside of the pool for poolside or veranda lounging.

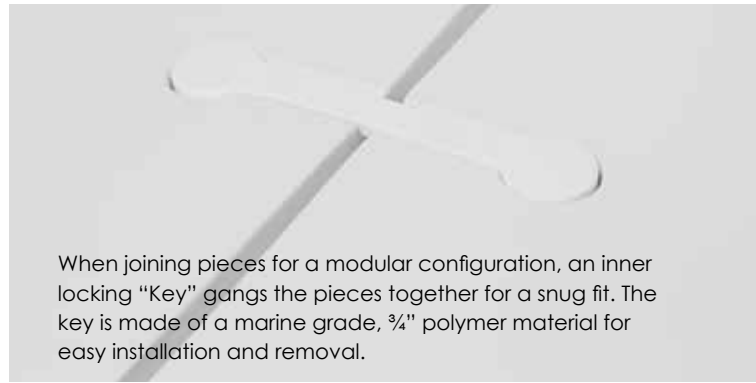


**Note: When used in-pool, water depth cannot exceed 10".**

Back View



Cushions utilize Dry Fast foam which allows quick water flow through for quick drying. Underside mesh fabric aides in allowing water to pass and for the cushion to breathe.



When joining pieces for a modular configuration, an inner locking "Key" gangs the pieces together for a snug fit. The key is made of a marine grade, 3/4" polymer material for easy installation and removal.

Finish color selections are on page 157.



**LLS-M** Middle Unit  
33"W 33"D 33"H 17.75"SH  
Weight: 57 (Empty) 352 (Filled)



**LLS-C** Corner Unit  
33"W 33"D 33"H 17.75"SH  
Weight: 95 (Empty) 395 (Filled)




**LLS-T** Table  
33"W 33"D 12"H  
Weight: 35 (Empty) 333 (Filled)



**LLS-O** Ottoman  
33"W 33"D 17.75"H  
Weight: 38 (Empty) 336 (Filled)

Perfect for out of water use, too.

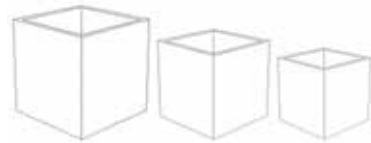
in-pool collection



Throw pillows sold separately.



## POLYETHYLENE PLANTERS



**LLP-C-36** 36" Square Planter  
OD: 36" ID: 31 36"H Weight: 120 lbs.

**LLP-C-30** 30" Square Planter  
OD: 30" ID: 26 30"H Weight: 55 lbs.

**LLP-C-24** 24" Square Planter  
OD: 24" ID: 19 24"H Weight: 50 lbs.



**LLP-CY-36** 36" Round Planter  
OD: 36" ID: 31 36"H Weight: 90 lbs.

**LLP-CY-30** 30" Round Planter  
OD: 29" ID: 26 30"H Weight: 45 lbs.

**LLP-CY-24** 24" Round Planter  
OD: 23" ID: 19 24"H Weight: 40 lbs.

Designed for use on deck. Not intended for use in water. Planters are self-draining with optional plugs. Available colors on page 157.

## in-pool collection



### AFFINITY



**LL-AF-CR**-(Resin Color)  
Affinity Chair (no cushion)  
40.5"W 27"D 35"H 17.5"SH  
Weight: 72 (Empty) 216 (Filled)

**LL-AF-CR-SC**-(Fab. Color)  
Affinity Chair Seat Cushion



**LL-AF-LS**-(Resin Color)  
Affinity Love Seat (no cushion)  
75.5"W 27"D 35"H 17.5"SH  
Weight: 114 (Empty) 366 (Filled)

**LL-AF-LS-SC**-(Fab. Color)  
Affinity Love Seat Cushion

Love Seat can be used in-pool  
up to 24" of water or 16" of water  
with a cushion



**LL-AF-OV-T**-(Resin Color)  
Affinity Oval Coffee Table  
45"W 35"D 17"H  
Weight: 36 (Empty) 141 (Filled)



**LL-AF-ST**-(Resin Color)  
Side Table  
18" Dia 18"H 14" Base  
Weight: 10 (Empty) 105 (Filled)

Side Table can be used  
in-pool up to 16" of water



**LL-AF-DT-48RD**-(Resin Color)  
48" Round Dining Table  
48" Dia 30"H 24.5" Base Dia.  
Weight: 56 (Empty) 161 (Filled)



**LL-AF-DT-60RD**-(Resin Color)  
60" Round Dining Table  
60" Dia 30"H 24.5" Base Dia.  
Weight: 80 (Empty) 185 (Filled)



**LL-AF-DB-66SQ-BC**-(Fab Color)  
Affinity Daybed FLAT Cushion  
with Back Cushion  
66" Square, **Does not include Base**



**LL-AF-DB-66SQ-FC**-(Fab Color)  
Affinity Daybed FLAT Cushion  
66" Square, **Does not include Base**  
**LL-AF-DB-66SQ-B**-(Resin Color)  
Affinity 66" Square Daybed **Base**  
No Cushion (**4 Pieces**)  
Weight: 329 (Empty) 1316 (Filled)

Finish color selections are on page 157. Fabric selections are on page 159.

# cloud daybed

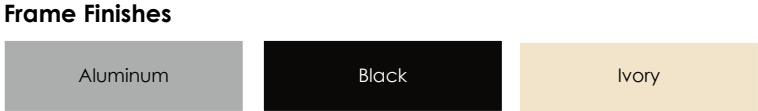


**DBS001**  
 Cloud Daybed without 4 post canopy  
 Throw pillows and back wedge  
 headboard sold separately


**DB001**  
 Cloud Daybed  
 6'6"W 7'6"D 8'H 21"SH  
 Weight: 675 lbs.  
 Throw pillows sold separately.

- Features**
- Retractable roof
  - Low maintenance
  - Structurally sound
  - Frame Finish: Aluminum, Black, Ivory
  - Stainless steel hardware
  - Rust proof aluminum frame
  - Headboard slats are natural Ipe wood

**Fabric Selection**  
 Side curtains, bed cushions and wedge headboard pillow are available in most Sunbrella Upholstery or Marine Grade Fabrics. Ask sales rep for more information. Overhead Canopy **ONLY** available in AwnTex fabrics below.



**AwnTex Fabrics for Overhead Canopy**



**PL001** Wedge Headboard Pillow (above). Optional pillow for incline support sold separately. Single piece pillow is 18"d x 15"h x 6'l.



Headboard slats and bed cushion supports are Ipe Wood- among the strongest, toughest and most weather resilient exotic woods.

# cabanas

## ROMAN SHADE EXECUTIVE CABANA

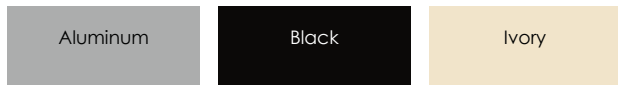
- Traversing curtains on a stainless steel rod.
- All stainless steel hardware.
- 3" aluminum powder coated (baked on).
- Upright leg clearance is 8'-0"
- Two panels on top allows one side to have shade while the other has sun.
- Stainless steel buckles.



### Sunbrella® brand marine grade fabrics


- RSC8** 8' x 8' with Full Curtains 255 lbs.
- RSC10** 10' x 10' with Full Curtains 10' x 10' 290 lbs.
- RSC12** 12' x 12' with Full Curtains 12' x 12' 330 lbs.
- RSC14** 14' x 14' with Full Curtains 14' x 14' 370 lbs.

### Frame Finish Selections



Consult your sales representative for curtain fabric selection. All Sunbrella® Marine Grade Fabrics are available.

### AwnTex Fabrics for Overhead Canopy



## HERMOSA EXECUTIVE CABANA

- Underside centerpeak fitting is welded aluminum for quick and easy frame assembly.
- Traversing curtains on aluminum track with stainless steel carriers.
- 2" baked on powder coated aluminum posts are rust proof and durable.
- Valance is loose. A variety of scalloped or straight valances are available for your selection.
- Upright leg clearance is 8'-0".
- 60 mph wind rating (with fabric on frame)



### Sunbrella® brand marine grade fabrics

**HCS8** Hermosa 8' x 8' 163 lbs

**HCS10** Hermosa 10' x 10' 178 lbs.

**HCS12** Hermosa 12' x 12' 191 lbs.

**HCS14** Hermosa 14' x 14' 201 lbs.

### Sunbrella® firesist flame retardant fabrics

**HCF8** Hermosa 8' x 8' 163 lbs.

**HCF10** Hermosa 10' x 10' 178 lbs.

**HCF12** Hermosa 12' x 12' 191 lbs.

**HCF14** Hermosa 14' x 14' 201 lbs.

### Frame Finish Selections

Aluminum

Black

Ivory

Consult your sales representative for fabric selection. All Sunbrella® Marine Grade Fabrics are available.

≈ 3-hole Base Plates allow surface mounting

## LAGUNA EXECUTIVE CABANA

- Traversing curtains on aluminum track with stainless steel carriers.
- Stainless steel buckles for added privacy on back curtains
- Upright leg clearance is 8'-0"
- 2" baked on powder coated aluminum posts are rust proof and durable.
- Frame is fully welded in sections with a rigid valance for extra strength.
- Cabana is pre-engineered for winds up to 120 MPH (Miami-Dade County approved)



### Sunbrella® brand marine grade fabrics

**LCS8** Laguna 8' x 8' 305 lbs.  
**LCS10** Laguna 10' x 10' 339 lbs.  
**LCS12** Laguna 12' x 12' 411 lbs.  
**LCS14** Laguna 14' x 14' 498 lbs.


### Sunbrella® firesist flame retardant fabrics

**LCF8** Laguna 8' x 8' 305 lbs.  
**LCF10** Laguna 10' x 10' 339 lbs.  
**LCF12** Laguna 12' x 12' 411 lbs.  
**LCF14** Laguna 14' x 14' 498 lbs.


### Frame Finish Selections



Aluminum



Black



Ivory

Consult your sales representative for fabric selection. All Sunbrella® Marine Grade Fabrics are available.

≈ 3-hole Base Plates allow surface mounting



## REDONDO EXECUTIVE CABANA

- Traversing curtains on aluminum track with stainless steel carriers.
- 2" baked on powder coated aluminum posts are rust proof and durable.
- Valance is loose. A variety of scalloped or straight valances are available for your selection.
- Feature stripe is a 2" sewn on applique stripe in a myriad of colors.
- Upright leg clearance is 8'-0".
- 60 mph wind rating (with fabric on frame)



### Sunbrella® brand marine grade fabrics

- RCS8** Redondo 8' x 8' 163 lbs.
- RCS10** Redondo 10' x 10' 178 lbs.
- RCS12** Redondo 12' x 12' 191 lbs.
- RCS14** Redondo 14' x 14' 201 lbs.

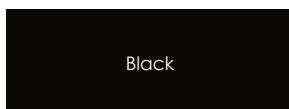
### Sunbrella® firesist flame retardant fabrics

- RCF8** Redondo 8' x 8' 163 lbs.
- RCF10** Redondo 10' x 10' 178 lbs.
- RCF12** Redondo 12' x 12' 191 lbs.
- RCF14** Redondo 14' x 14' 201 lbs.


### Frame Finish Selections



Aluminum



Black



Ivory

Consult your sales representative for fabric selection. All Sunbrella® Marine Grade Fabrics are available.

≈ 3-hole Base Plates allow surface mounting

# casual extras



## Shade Structure

For a dramatic presence around the pool, our shade structure offers a semi-permanent solution for screening the sun's harsh rays, allowing prolonged outdoor enjoyment for your residents and guests.

- All aluminum frame
- Stainless Steel Hardware
- Top and back fabric panels
- Utilizes Sunbrella® Brand Marine and Firesist® Fabrics
- Wind Rated (120 mph)
- In-Ground Mount system for semi-permanent installation
- Inside height front- 8' 2 7/8" slope to back with inside height- 7' 4 9/16"

Available Sizes With Sunbrella® Marine Grade Fabrics

**DC008S** 8' x 8'  
**DC010S** 10' x 10'  
**DC012S** 12' x 12'  
**DC014S** 14' x 14'

Available Sizes With Sunbrella® Firesist Flame Retardant Fabric

**DC008F** 8' x 8'  
**DC010F** 10' x 10'  
**DC012F** 12' x 12'  
**DC014F** 14' x 14'

## Towel Valet

An elegant and useful addition at poolside, fitness center, tennis court or wherever towels are utilized. This functional item offers towel storage and after use collections all in one.

- All Aluminum Frame
- Stainless Steel Hardware
- Top Wire Mesh Storage Shelf
- Shelves have 100 lb. weight capacity
- Utilizes Sunbrella® Brand Marine and Firesist® Fabrics
- Removable collection bag for easy transport to laundry
- Easy maneuverability- lift and place
- Overall height- 6' 2"

Available Sizes With Sunbrella® Marine Grade Fabrics

**TVSS** 2' 11"w x 2' 8 1/2"d x 6' 2"h  
**TVLS** 4' 10"w x 2' 8 1/2"d x 6' 2"h


Available Sizes With Sunbrella® Firesist Flame Retardant Fabric

**TVSF** 2' 11"w x 2' 8 1/2"d x 6' 2"h  
**TVLF** 4' 10"w x 2' 8 1/2"d x 6' 2"h


## Frame Finishes for Shade Structure and Towel Valet



Aluminum



Black



Ivory

# umbrellas



**M9107MC** Market  
 7½' rib Octagonal Umbrella, champagne pole with crank,  
 NO TILT (Fiberbuilt)  
 90" dia. 90"H 94"H(with finial) 17 lbs.  
 Finish: Champagne Bronze-CB only  
 Pole: 1.5" dia.  
**Fabric selections are located on pages 178-196**

**M9109MC** Market  
 9' 8 rib Octagonal Umbrella, champagne pole with crank,  
 NO TILT (Fiberbuilt)  
 108" dia. 96"H 100"H(with finial) 18 lbs.  
 Finish: Champagne Bronze-CB only  
 Pole: 1.5" dia.  
**Fabric selections are located on pages 178-196**

## Key Features for Fiberbuilt Umbrellas

- Standard screw on finial. This feature allows for ease of changing the umbrella top.
- A maintenance-friendly yoke comes apart to allow easy access to the ribs.
- Flexible fiberglass ribs are resilient and durable. They withstand harsh weather conditions and do not mold, mildew, rust or rot.

## Key Features for Garden, Patio, and Market Umbrellas

- ¾" diameter fiberglass ribs for Garden and Patio, with heavy duty nylon joints and end-tips.
- ½" diameter fiberglass ribs for Market Umbrella, with heavy duty nylon joints and end-tips.
- Two piece pole, 1½" diameter is standard on Market, Garden and Patio Umbrellas.
- A heavy-duty crank is standard on Market, Garden and Patio Umbrellas.
- .065 wall, powder-coated aluminum pole standard for Garden and Patio.
- .080 wall, powder-coated aluminum pole standard for M9107MC and M9109MC.
- Market extended pole available for bar height applications.



**7HCRCB**  
 Patio 7½' FiberBuilt 6 Rib Hexagonal  
 Umbrella with spun acrylic,  
 Champagne Bronze Pole only, with  
 crank, NO TILT. This Umbrella has a  
 market style canopy and is available  
 in 6 spun acrylic fabrics. See below for  
 colors. \*Not available in Burgundy.  
 90" dia. 90"H 15 lbs.  
 Finish: Champagne Bronze - (CB) only  
 Pole: 1.5" dia.



**M9407MA**  
 Garden 7½' FiberBuilt 6 Rib Hexagonal  
 Umbrella with crank, no tilt. This  
 Umbrella has a valance style canopy  
 and is available in a Textilene fabric.  
 See below for colors.  
 90" dia. 90"H 12 lbs.  
 Finish: Bright Aluminum  
 Pole: 1.5" dia.

**Fabric Selections:** 7HCRCB and M9407MA Only



**Key Features for Lucaya, Nitro, Quatro, Contempo, Oceana and Riva Umbrellas**

- 1/2" diameter fiberglass ribs, using heavy duty nylon joints and end-tips.
- One piece pole 1 1/2" diameter is standard on Lucaya, Nitro, Quatro, Contempo Umbrellas.
- Contempo Only - Not available with white pole finish. Umbrella ribs and hub ships in Champagne Bronze finish only.
- Oceana and Riva Only - 3/4" diameter fiberglass ribs, using heavy duty nylon joints and end-tips.
- .125 wall, powder-coated aluminum pole standard for Lucaya, Nitro, Quatro, Contempo, Oceana and Riva.
- Bar height umbrellas available. Add "XL" to end of part number. Example: 9LPU-XL

**Fabric Selections:** Lucaya, Nitro, Quatro, Contempo, Oceana, Riva (Fabric number is followed by fabric grade)

<b>8602 A</b> PACIFIC BLUE	<b>4602 C</b> SUNFLOWER YELLOW	<b>8605 A</b> NATURAL	<b>8601 A</b> BLACK	<b>4620 B</b> BEIGE	<b>8634 A</b> TERRA	<b>4624 B</b> SKY BLUE	<b>8607 A</b> BURGUNDY
<b>8600 A</b> ANTIQUE BEIGE	<b>8603 A</b> FOREST GREEN	<b>8612 A</b> CAPTAIN NAVY	<b>4644 B</b> CHARCOAL GRAY	<b>8608 A</b> CARDINAL RED	<b>4676 B</b> COCOA	<b>4677 C</b> TUSCAN	<b>4685 B</b> GINKO



**6SQLPU**  
Quatro 6' 4 Rib Square Umbrella, heavy duty one piece aluminum pole with push up and pin lift mechanism, NO TILT. (FiberBuilt) 72" sq. 96"H 18 lbs. Pole: 1.5" dia.

Also available:  
**7SQLPP**  
7.5' 8 Rib Square Umbrella Pully/Pin Lift (FiberBuilt) 90" sq. 102"H 20 lbs. Pole: 1.5" dia.

**9CPU**  
Contempo 9' 8 rib Octaganal Umbrella, heavy duty one piece aluminum pole with push up and pin lift mechanism, NO TILT. (FiberBuilt) 108" dia 28 lbs. Pole: 1.5" dia.

Also Available:  
**6SQCPU**  
6' 4 Rib Square Umbrella (Fiberbuilt) 72" sq. Pole: 1.5" dia.

**11CPP**  
11' dia. 8 Rib (Fiberbuilt) 132" dia. Pole: 1.5" dia.

**8LPU**  
Lucaya 8' 8 Rib Octagonal Umbrella, heavy duty one piece aluminum pole with push up pin lift mechanism, NO TILT (FiberBuilt) 96" dia. 90"H 27 lbs. Pole: 1.5" dia.

Also available:  
**9LPU**  
9' dia. (FiberBuilt) Pole: 1.5" dia.

**11LPP**  
11' dia. with pulley and pin (FiberBuilt) Pole: 1.5" dia.

**7NPU**  
Nitro 7' 4 Rib Diamond Umbrella, heavy duty one piece aluminum pole with push up and pin lift mechanism, NO TILT. (FiberBuilt) 132"D 108"W 96"H 25 lbs. Pole: 1.5" dia.

**Finish Selections:** Lucaya, Nitro, Quatro, Contempo, Oceana, Riva

BRIGHT ALUMINUM	BLACK	TERRA	CHAMPAGNE BRONZE	WHITE
-----------------	-------	-------	------------------	-------

Oceana and Riva fabric and pole finish selections. (page 170)



**90PU**

Oceana 9' 8 Rib Octagonal Freestanding Umbrella, heavy duty one-piece aluminum pole with push up pin lift mechanism. NO TILT (FiberBuilt) 108" dia. 96"H 37 lbs.

Pole: 2.5" dia.  
Fits freestanding base FB200-WLS-25, SBG200-WLS-25 (page 174)

Also available:

**11OPP**

11' dia. (FiberBuilt)  
Pole: 2.5" dia.

**13OPP**

13' dia. (FiberBuilt)  
Pole: 2.5" dia.



**11RPP**

Riva 11' 8 Rib Octagonal Freestanding Umbrella, heavy duty one-piece aluminum pole with pulley and pin. NO TILT (FiberBuilt) 132" dia. 102"H 38 lbs.

Pole: 2" dia.  
Fits freestanding base FB150-WLS-2, FB200-WLS-2 (page 174)

Also available: **9RPU**  
9' dia. Freestanding Umbrella (FiberBuilt) 108" dia. Pole: 2" dia.



Shown in lowered position from behind.



**10BALI-PL**

Bali 9' 9 Rib Leaf Shape Freestanding Umbrella with base, 360° rotating heavy duty curved aluminum telescope pole

Canopy itself is 9'10" in length and width  
Weight including base is 500 lbs.

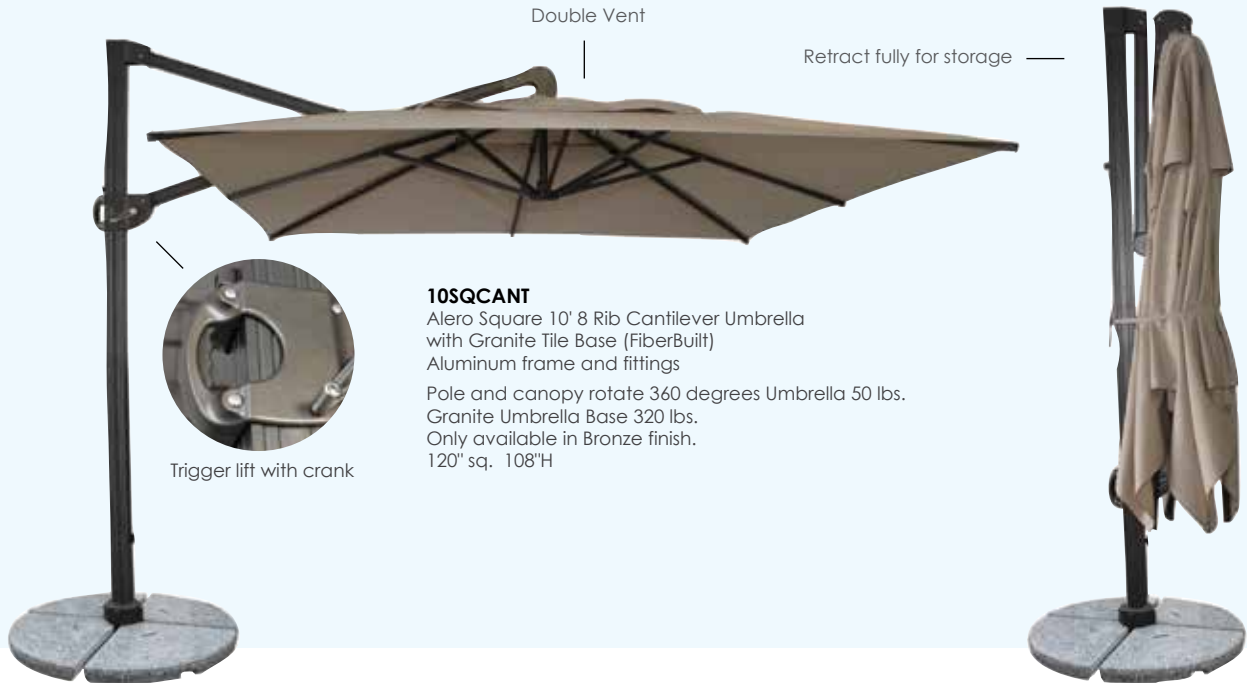
Dual handled, manual lift with Draw string, tension-based opening  
Umbrella and Base sold as a set

Fiberglass Ribs - 3/4" Diameter  
Canopy can be raised and locked in position anywhere along the length of the 7'5" pole

Canopies are made of furniture grade  
Marine grade fabrics are not available.  
Tops are also available in COM.

<b>5401 A</b> PACIFIC BLUE	<b>5457 C</b> SUNFLOWER YELLOW	<b>5404 A</b> NATURAL	<b>5408 A</b> BLACK	<b>5468 B</b> CAMEL	<b>5440 A</b> TERRACOTTA	<b>5424 A</b> SKY BLUE	<b>5436 A</b> BURGUNDY
<b>5422 A</b> ANTIQUE BEIGE	<b>5446 A</b> FOREST GREEN	<b>5439 A</b> NAVY	<b>2221 A</b> CHARCOAL	<b>5477 C</b> LOGO RED	<b>5425 A</b> COCOA	<b>5417 A</b> TUSCAN	<b>54011 B</b> GINKO

Only Upholstery Grade Fabrics are available. Marine Grade Fabrics are not available for the Alero Umbrella.



**10SQCANT**

Alero Square 10' 8 Rib Cantilever Umbrella with Granite Tile Base (FiberBuilt) Aluminum frame and fittings  
 Pole and canopy rotate 360 degrees Umbrella 50 lbs.  
 Granite Umbrella Base 320 lbs.  
 Only available in Bronze finish.  
 120" sq. 108"H



Also available:  
**20SQVTP-CN**  
 Venice 20' Square, 8  
 Rectangular aluminum ribs  
 Height: 213"  
 Umbrella Weight: 135 lbs.  
 Base Weight: 690 lbs.

**16SQVTP-CN**

Venice 16'. Square,  
 8 Rectangular aluminum ribs  
 Free Standing Umbrella  
 Carbon powder coated finished  
 aluminum and steel structure  
 Nylon Accessories  
 Telescopic opening and closing  
 system  
 Steel cross base for 4, 19" x 19"  
 cement plates  
 Double sewn-in vent with storage ties  
 Acrylic fabrics pages 186-196  
 Furniture grade, solution dyed acrylic  
 and marine grade fabrics accepted  
 COM fabrics accepted  
 Height: 189"  
 Umbrella Weight: 125 lbs.  
 Base Weight: 690 lbs.



**9DECO-PL**

Deco 9', Octagonal  
 8 Oval Aluminum Ribs, 1.25" x .5", fabric covered  
 Free Standing Umbrella  
 Heavy Duty, one-piece, 2" dia. aluminum pole  
 Powder coated Platinum finish  
 NO TILT

Push up canopy with locking pin  
 Stainless steel and aluminum parts  
 Stainless steel hardware

Acrylic fabrics pages 186-196  
 Canopy/Umbrella cover included  
 Furniture grade, solution dyed acrylic  
 COM fabrics accepted  
 umbrella base selection page 174  
 Height: 108" 18 lbs.

This umbrella pole is too large to be used  
 in a dining table. Free Standing ONLY.

Also available:

**11DECO-PL** Deco 11', 8 rib  
 Height: 108" 20 lbs.



**10EDGE-PL**

Edge 10', 8 Fiberglass Ribs, Octagonal  
 Free Standing Umbrella  
 Heavy Duty, one-piece, oval aluminum pole  
 with forward design 80 degree angle (1)  
 Powder coated Platinum finish

Push up handle, multiple tilt positions (2)  
 Cast aluminum hub and push up handle  
 Stainless steel hardware

Canopy is accordion fold closure  
 with covered ribs (3)  
 360 degree rotation, galvanized base  
 plate adjuster with stainless steel locking pin (4)

Acrylic fabrics pages 186-196  
 Furniture grade, solution dyed acrylic  
 COM fabrics accepted  
 Canopy/Umbrella cover included (5)  
 Height: 101" (max. 149")  
 Weight: 325 lbs.  
 Includes base

Fully Retracted



# umbrella bases

## Non-Freestanding For use with dining tables.



**M9950** Cast Aluminum Umbrella Base 50 lbs.  
Fits 1.5" dia. pole.  
**M9951** 80 pound weight.  
Ships with both 6.5" and 16.75" umbrella pole stems.  
Available in all finishes.



**M9850** Cast Aluminum Umbrella Base 50 lbs.  
Fits 1.5" dia. pole.  
**M9851** 80 pound weight.  
Available in all finishes.



**M9650D** Dark Brown Umbrella Base (Polypropylene) 50 lbs.  
**M9650W** White Umbrella Base (Polypropylene) 50 lbs.  
**M9650B** Black Umbrella Base (Polypropylene) 50 lbs.

## Freestanding Freestanding Umbrella Bases are not designed for use with dining tables that utilize leg bracing underneath.

**Note:** All fiberglass bases are available to fit 1.5", 2" and 2.5" diameter umbrella poles by adding to the model number -1,-2 or -25 respectively. All fiberglass bases (FB) are available in contemporary design by adding (ND) to the end of the model number.



**FB125** Freestanding Base 27" dia. - Fits 1.5" dia. pole. 12"H  
Ships filled with concrete. 125lbs.

**FB175** Freestanding Base 27" dia. - Fits 1.5" dia. pole. 175 lbs.

Fiberglass Umbrella Base for freestanding applications. Available in Black, White, Bronze, Silver, and Chestnut. Ships filled with concrete.



**FB150-WLS-1-ND** Freestanding Base 27" dia. - Fits 1.5" dia. pole. 18"H  
Fiberglass Umbrella Base for freestanding applications. with wheels.

**FB150-WLS-2** 150 lbs. Freestanding Base (Ships filled)  
27" dia. Fits 2" dia. pole

Available in Black, White, Bronze, Silver, and Chestnut. Ships filled with concrete. 150lbs.



**FB200-WLS-2** 200 lbs. Freestanding Base 27" dia. - Fits 2" dia. pole. 18"H  
Fiberglass Umbrella Base for freestanding applications. With wheels.

**FB200-WLS-1** 200 lbs. Freestanding Base 27" dia. - Fits 1.5" dia. pole.

**FB200-WLS-25** 200 lbs. Freestanding Base 27" dia. - Fits 2.5" dia. pole.

Available in Black, White, Bronze, Silver, and Chestnut. Ships filled with concrete. 200 lbs.



**M9100** Cast Aluminum Freestanding Umbrella Base with hidden wheels 100 lbs.  
Fits 1.5" dia. pole.

Available in standard finishes.



**SBGW130-2** with wheels, fits 1.5" or 2" dia. pole, Freestanding Galvanized Base with Welded Base Sleeve. 24"sq. Base. 130 lbs.  
200, 250 lb. base has 30" square base.

**SBGW130-25** with wheels, fits 2.5" dia. pole

**SBGW200-2** with wheels, fits 1.5" or 2" dia. pole

**SBGW200-25** with wheels, fits 2.5" dia. pole

**SBGW250-2** with wheels, fits 1.5" or 2" dia. pole

**SBGW250-25** with wheels, fits 2.5" dia. pole

Available in powder coated black, silver, white, champagne bronze



**SBG130-2** no wheels, fits 1.5" or 2" dia. pole  
Freestanding Galvanized Base with Welded Base Sleeve. 18" OA Height 24" square base 130 lbs.  
200, 250 lb. base has 30" square base.

**SBG130-25** no wheels, fits 2.5" dia. pole

**SBG200-2** no wheels, fits 1.5" or 2" dia. pole

**SBG200-25** no wheels, fits 2.5" dia. pole

**SBG250-2** no wheels, fits 1.5" or 2" dia. pole

**SBG250-25** no wheels, fits 2.5" dia. pole

Available in powder coated black, silver, white, champagne bronze

## In-Ground Umbrella Mount Plate

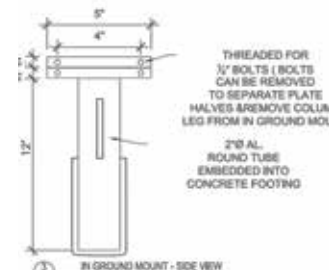


**Note:** It is highly recommended that when ordering umbrellas to use with in-ground mount to order extra length poles. Add 'XL' to the end of the part number. Ex: 9LPU-XL. (Extension poles are not available for Garden, Patio or Market umbrellas)

**MT-DECK-AL-1** 1.5" dia. poles

**MT-DECK-AL-2** 2" dia. poles

**MT-DECK-AL-25** 2.5" dia. poles





Sunscreen Umbrellas are semi-permanent structures that are durable and can withstand harsh weather conditions. As with any non-permanent umbrella, awning or shade structure, they will need to be taken down when winds reach unsafe conditions. For areas that receive snow, we recommend to remove and store the Sunscreens in a dry, safe, protected environment.



**70V-SUN**  
Sunscreen 84" x 60" Oval Umbrella. Surface Mount. Ships with umbrella base for use only with Sunscreen umbrella.  
30" square base.  
Stationary- NO SWIVEL, NO TILT.  
One-piece, heavy duty 2" dia. pole.  
Steel frame.  
Two aluminum support ribs.  
Overall height: approx. 96 inches  
Umbrella Weight: 100 lbs.  
Base Weight: 200 lbs.



**55Q-SUN**  
Sunscreen 5' Square Umbrella. Surface Mount. Ships with umbrella base for use only with Sunscreen umbrella.  
30" square base.  
Stationary- NO SWIVEL, NO TILT.  
One-piece, heavy duty 2" dia. pole.  
Steel frame.  
Two aluminum support ribs.  
Overall height: approx. 96 inches  
Umbrella Weight: 100 lbs.  
Base Weight: 200 lbs.



**7RCT-SUN**  
Sunscreen 84" x 60" Rectangle Umbrella. Surface Mount. Ships with umbrella base for use only with Sunscreen umbrella.  
30" square base.  
Stationary- NO SWIVEL, NO TILT.  
One-piece, heavy duty 2" dia pole.  
Steel frame.  
Overall height: approx. 96 inches  
Umbrella Weight: 100 lbs.  
Base Weight: 200 lbs.



**5RD-SUN**  
Sunscreen 5' dia. Round Umbrella. Surface Mount. Ships with umbrella base for use only with Sunscreen umbrella.  
30" square base.  
Stationary- NO SWIVEL, NO TILT.  
One-piece, heavy duty 2" dia. pole.  
Steel frame.  
Overall height: approx. 96 inches  
Umbrella Weight: 100 lbs.  
Base Weight: 200 lbs.

**Sunscreen Fabrics** (Fabric number is followed by fabric grade)

<b>6001 B</b> PACIFIC BLUE	<b>6004 B</b> NATURAL	<b>6008 B</b> BLACK	<b>6020 B</b> BEIGE	<b>6023 B</b> AQUAMARINE
<b>6031 C</b> BURGUNDY	<b>6033 B</b> LINEN	<b>6037 B</b> FOREST GREEN	<b>6043 B</b> PERSIAN GREEN	<b>6044 B</b> CHARCOAL GRAY
<b>6046 B</b> CAPTAIN NAVY	<b>6066 C</b> LOGO RED	<b>6075 B</b> CAPRI	<b>6079 B</b> OCEAN BLUE	

**Sunscreen Pole, Canopy Frame and Base Finishes**

<b>A</b> WHITE	<b>B</b> BLACK	<b>CB</b> CHAMPAGNE BRONZE
-------------------	-------------------	-------------------------------

## frame finishes



**N4** ANTIGUA



**\*BGE** GLOSS BEIGE



**BIS** ANTIQUE BISQUE



**BKN** BLACK



**BRZ** BRONZE



**\*CAM** CAMEL



**\*CEL** CELEDON



**CPP** COPPER



**DRF** DRIFTWOOD



**JAV** JAVA



**\*LAT** LATTE



**MST** COASTAL MIST



**\*OVE** OLIVE



**OLY** OLYMPIC GOLD




**N7** PATINA




**SLV** SILVER



**\*SVR** SMOOTH VERDE



**SWH** SMOOTH WHITE



**TPW** TEXTURED PEWTER



**WTK** WEATHERED TEAK



**\*LMG** LIME GREEN



**\*ORG** ORANGE




**\*PUR** PURPLE



**\*RED** RED



**\*SKY** SKY BLUE



**\*YEL** YELLOW




Texacraft purchases the most durable electrostatic polyester powder available to cover the aluminum frames. This polyester powder is sprayed onto the frames which are then sent through a high temperature oven where the powder melts and bakes onto the frame. Combining such high quality finish components with Texacraft's extensive frame preparation process involving numerous cleaning cycles, the Texacraft finish will provide many years of worry free protection to the furniture frame.


Glides and end caps are not necessarily color matched to finish color. Black, White or Opaque glides and end caps may be used.

Photographs do not necessarily give the exact color representation of the actual frame finish.


## vinyl colors



**22** Mahogany



**23** Textured Bronze




**26** Textured Olympian



**27** Textured Antique Moss



**28** Textured White



**34** Textured Sandstone



**35** Textured Antique Bisque



**37** Textured Java



**40** Textured Camel



**47** Espresso



**48** Latte



**70** French Blue



**89** Yellow



**96** Textured Pewter



**5101** Burgundy



**5102** Beige




**5103** Dove Gray




**5106** Navy



**5107** Royal




**5113** White



**5114** Ivory



**5120** Sage




**5121** Black



**5151** Smooth Silver



**5152** Emerald



**5157** Smooth Verde



**5158** Red



**5201** Orange



**5202** Electric Blue




**5203** Lime Green




**5204** Lavender/Purple

Colors are shown as accurately as possible. Actual color may vary slightly from color chart shown.

## fiberglass finishes



**G55** White



**G56** Ivory




**G54** Beige



Vinyl strapping available in 250' rolls or in straps pre-cut for easy installation. The vinyl straps are 100% u.v. stabilized virgin vinyl, .110" thick by 2" wide.


**Woven Vinyls - Grade A** For Sling, Cushion and Umbrella except where noted.



**001** STRAW MATT  
PHIFERTEX®  
GRADE A



**003** LANAI  
PHIFERTEX®  
GRADE A



**004** STRAW MATT COGNAC  
PHIFERTEX®  
GRADE A



**005** POMPASS GRASS  
PHIFERTEX®  
GRADE A



**012** SHELBY  
PHIFERTEX®  
GRADE A



**013** COBALT TWEED  
PHIFERTEX®  
GRADE A




**014** PLUM TWEED  
PHIFERTEX®  
GRADE A



**015** TRIXIE STRIPE  
PHIFERTEX®  
GRADE A



**019** STACK STONE  
PHIFERTEX®  
GRADE A




**020** STACK BRICK  
PHIFERTEX®  
GRADE A



**021** IMPRESSION STUCCO  
PHIFERTEX®  
GRADE A



**022** IMPRESSION MARINE  
PHIFERTEX®  
GRADE A



**023** POOLSIDE LIGHT  
PHIFERTEX®  
GRADE A



**027** CLAY SKY  
PHIFERTEX®  
GRADE A



**032** SPICE  
PHIFERTEX®  
GRADE A



**034** ATRIUM  
PHIFERTEX®  
GRADE A

**Woven Vinyls - Grade A** For Sling, Cushion and Umbrella except where noted.




**035** CARNIVAL  
PHIFERTEX®  
GRADE A



**041** MELODY  
PHIFERTEX®  
GRADE A



**046** TREASURE  
PHIFERTEX®  
GRADE A



**047** OCEAN  
PHIFERTEX®  
GRADE A



**052** BERMUDA WICKER  
PHIFERTEX®  
GRADE A



**123** AQUA MARINE  
TWICHELL®  
GRADE A



**124** MYAN TEAL  
TWICHELL®  
GRADE A



**125** RED  
TWICHELL®  
GRADE A



**127** JADE  
TWICHELL®  
GRADE A



**128** HONEY  
TWICHELL®  
GRADE A



**129** MERIDIAN  
TWICHELL®  
GRADE A



**133** CHESTERFIELD  
PHIFERTEX®  
GRADE A




**134** DURANGO  
TWICHELL®  
GRADE A



**135** ATLANTIC DRIFT  
TWICHELL®  
GRADE A



**136** PACIFIC DRIFT  
TWICHELL®  
GRADE A



**137** SEABREEZE  
TWICHELL®  
GRADE A


**Woven Vinyls - Grade A** For Sling, Cushion and Umbrella except where noted.



**138** GO GREEN  
TWITCHELL®  
GRADE A



**140** LUNA SILVER SAGE  
PHIFERTEX®  
GRADE A



**141** SKYLINE STRIPE VERDE  
PHIFERTEX®  
GRADE A




**142** DELRAY STRIPE POOLSIDE  
PHIFERTEX®  
GRADE A




**145** LEMON YELLOW  
PHIFERTEX®  
GRADE A



**146** ROYAL BLUE  
PHIFERTEX®  
GRADE A




**147** GARDEN GREEN  
PHIFERTEX®  
GRADE A



**150** NAVY PIER  
PHIFERTEX®  
GRADE A



**151** SANTIAGO STRIPE  
PHIFERTEX®  
GRADE A




**153** DUPIONE POOLSIDE  
PHIFERTEX®  
GRADE A



**154** DUPIONE KIWI  
PHIFERTEX®  
GRADE A



**155** CHARISMA CITRUS  
PHIFERTEX®  
GRADE A



**159** WINDSOR STRIPE SPA  
PHIFERTEX®  
GRADE A



**176** ROYAL PURPLE  
TEXTILENE®  
GRADE A



**203** BROWN DERBY  
PHIFERTEX®  
GRADE A




**\*213** CARAMEL WICKER  
PHIFERTEX®  
GRADE A

\* Not recommended for cushions. Not available for padded sling.

**Woven Vinyls - Grade A** For Sling, Cushion and Umbrella except where noted.



**\*214** MOSS WICKER  
TEXTILENE®  
GRADE A



**217** MADERA NICKEL  
PHIFERTEX®  
GRADE A



**227** TURQUOISE STONE  
PHIFERTEX®  
GRADE A



**\*235** WICKER CORDOBA NINJA  
PHIFERTEX®  
GRADE A



**238** GRASSCLOTH BRONZE  
PHIFERTEX®  
GRADE A



**242** SADDLESTITCH MATRIX  
PHIFERTEX®  
GRADE A




**244** PABILON  
PHIFERTEX®  
GRADE A



**\*269** CANE WICKER BRONZE  
PHIFERTEX®  
GRADE A




**277** EARTH MULTI  
PHIFERTEX®  
GRADE A




**280** TRELLIS STONE  
PHIFERTEX®  
GRADE A




**281** TRELLIS MOSS  
PHIFERTEX®  
GRADE A



**408** WHITE ON WHITE  
PACKED STRIPE  
TEXTILENE®  
GRADE A



**412** ESPECIA  
PHIFERTEX®  
GRADE A



**413** COCONUT  
PHIFERTEX®  
GRADE A



**416** NEGRIL TWEED  
PHIFERTEX®  
GRADE A



**424** EARTHTONE GRASSCLOTH  
TEXTILENE®  
GRADE A

\* Not recommended for cushions. Not available for padded sling.

**Woven Vinyls - Grade A** For Sling, Cushion and Umbrella except where noted.




**441** LOOM WEAVE CAMEL  
TEXTILENE®  
GRADE A



**457** EARTHTONE BASKETWEAVE  
TEXTILENE®  
GRADE A



**462** WHEAT MAT  
TEXTILENE®  
GRADE A



**463** BLUE BLUSH  
TEXTILENE®  
GRADE A



**464** TITANIUM  
TEXTILENE®  
GRADE A




**465** ROYALE  
TEXTILENE®  
GRADE A



**477** HARTFORD  
TEXTILENE®  
GRADE A



**480** BURLAP  
TEXTILENE®  
GRADE A




**481** OYSTER PEARL  
PHIFERTEX®  
GRADE A




**482** BARNWOOD  
PHIFERTEX®  
GRADE A



**483** GLISTEN SILVER  
PHIFERTEX®  
GRADE A



**507** UMBER PINSTRIPE  
TEXTILENE®  
GRADE A



**866** WHITE MESH  
PHIFERTEX®  
GRADE A



**909** LUNA  
PHIFERTEX®  
GRADE A




**913** BLACK MESH  
PHIFERTEX®  
GRADE A




**914** SNAPPY ORANGE  
PHIFERTEX®  
GRADE A



**Woven Vinyls - Grade A** For Sling, Cushion and Umbrella except where noted.



**915 METALLIC SALSA**  
PHIFERTEX®  
GRADE A



**921 PEWTER MESH**  
PHIFERTEX®  
GRADE A



**923 SILVER MESH**  
PHIFERTEX®  
GRADE A



**924 JAVA MESH**  
PHIFERTEX®  
GRADE A



**925 BRONZE PATINA MESH**  
PHIFERTEX®  
GRADE A



**926 TERRACE**  
PHIFERTEX®  
GRADE A




**927 COASTLINE**  
PHIFERTEX®  
GRADE A



**966 NAPA**  
PHIFERTEX®  
GRADE A


**Woven Vinyls - Grade B** For Sling, Cushion and Umbrella except where noted.



**002 PRIA TWEED**  
PHIFERTEX®  
GRADE B



**016 ARMOUR**  
TEXTILENE®  
GRADE B



**017 OVERLAY**  
TEXTILENE®  
GRADE B




**024 TANGO DUST**  
PHIFERTEX®  
GRADE B



**025 TANGO TAUPE**  
PHIFERTEX®  
GRADE B



**026 TANGO MOSS**  
PHIFERTEX®  
GRADE B



**028 GREY SCREEN**  
PHIFERTEX®  
GRADE B




**029 DUPIONE CREAM**  
PHIFERTEX®  
GRADE B


**Woven Vinyls - Grade B** For Sling, Cushion and Umbrella except where noted.




**030** LITE TAUPE BASKETWEAVE  
TEXTILENE®  
GRADE B




**031** BLUE WILLOW  
PHIFERTEX®  
GRADE B




**033** TEAL TRACK  
PHIFERTEX®  
GRADE B




**036** NAVY REED  
PHIFERTEX®  
GRADE B




**037** MUSTARD REED  
PHIFERTEX®  
GRADE B



**038** KIWI REED  
PHIFERTEX®  
GRADE B




**039** NICKLE REED  
PHIFERTEX®  
GRADE B




**040** BLUE BLUSH REED  
PHIFERTEX®  
GRADE B




**042** FUSCHSIA  
PHIFERTEX®  
GRADE B



**043** EMBER GLOW  
PHIFERTEX®  
GRADE B



**044** LAKESIDE  
PHIFERTEX®  
GRADE B



**048** JEWEL  
PHIFERTEX®  
GRADE B




**049** BALDWIN  
PHIFERTEX®  
GRADE B



**050** RED ROSE  
PHIFERTEX®  
GRADE B




**051** KONA STRIPE  
PHIFERTEX®  
GRADE B




**053** TAHITI STRIPE  
PHIFERTEX®  
GRADE B


**Woven Vinyls - Grade B** For Sling, Cushion and Umbrella except where noted.



**054** BLUE LAGOON  
TEXTILENE®  
GRADE B



**055** SUNFLOWER  
TEXTILENE®  
GRADE B



**143** TURQUESA  
PHIFERTEX®  
GRADE B




**\*\*144** WICKER CORAL TOPAZ  
PHIFERTEX®  
GRADE B




**149** SISAL TUNGSTEN  
PHIFERTEX®  
GRADE B



**\*\*158** CORTEZ THYME  
PHIFERTEX®  
GRADE B



**202** JADE PALACE  
PHIFERTEX®  
GRADE B



**205** GRAY RUSH  
PHIFERTEX®  
GRADE B



**206** BROWN RUSH  
PHIFERTEX®  
GRADE B




**\*\*247** QUEST SILVER  
PHIFERTEX®  
GRADE B



**\*\*248** QUEST GOLD  
PHIFERTEX®  
GRADE B



**912** ISLAND STRIPE  
PHIFERTEX®  
GRADE B



**958** MALINA ZEN  
PHIFERTEX®  
GRADE B



**965** CANE  
PHIFERTEX®  
GRADE B

\* Not recommended for cushions. Not available for padded sling.

**Woven Blends - Grade A** Sling, Cushion and Umbrella



**919** AUGUSTINE NUTMEG  
SUNBRELLA®  
GRADE A



**920** AUGUSTINE GRAVEL  
SUNBRELLA®  
GRADE A



**943** DESTINY SAND  
SUNBRELLA®  
GRADE A



**963** WESTON CHARCOAL  
PHIFERTEX® GEOBELLA®  
GRADE A


**Woven Blends - Grade B** Sling, Cushion and Umbrella



**\*\*006** SPACE  
SUNBRELLA®  
GRADE B



**\*\*007** LOGAN GRAPHITE  
SUNBRELLA®  
GRADE B



**\*\*008** SALT  
SUNBRELLA®  
GRADE B



**\*\*009** SAHARA  
SUNBRELLA®  
GRADE B

**Woven Blends - Grade B** Sling, Cushion and Umbrella



**\*\*010** SEAGULL  
SUNBRELLA®  
GRADE B

\*\*Vision Sling/Padded Sling are the only SLING collections available for use with these Grade B, Grade C Woven Blend fabrics.

**Woven Blends - Grade C** Sling, Cushion and Umbrella



**\*\*011** SOIL  
SUNBRELLA®  
GRADE C

**Woven Acrylics - Grade A** Cushion and Umbrella Not available for padded sling.



**169** PEYTON GRANITE  
SUNBRELLA®  
GRADE A



**170** FIFE PUMICE  
SUNBRELLA®  
GRADE A




**174** FIFE SILT  
SUNBRELLA®  
GRADE A



**397** FOSTER METALLIC  
SUNBRELLA®  
GRADE A


**Woven Acrylics - Grade A** Cushion and Umbrella Not available for padded sling.



**398** SPECTRUM DAFFODIL  
SUNBRELLA®  
GRADE A



**495** SPARKLE TERRA  
OUTDURA®  
GRADE A




**496** SPARKLE POTTERY  
OUTDURA®  
GRADE A




**497** KONA CANVAS  
OUTDURA®  
GRADE A



**499** CITRON CANVAS  
OUTDURA®  
GRADE A



**500** JINGA SEA MIST  
OUTDURA®  
GRADE A



**501** SPARKLE POOL  
OUTDURA®  
GRADE A



**502** SKYLINE SEAMIST  
OUTDURA®  
GRADE A



**576** SPARKLE PESTO  
OUTDURA®  
GRADE A



**771** FIFE CORNSILK  
SUNBRELLA®  
GRADE A



**776** FIFE TEAK  
SUNBRELLA®  
GRADE A



**842** SCOOP CHILI  
OUTDURA®  
GRADE A



**867** SPECTRUM SIERRA  
SUNBRELLA®  
GRADE A



**870** CANVAS MACAW  
SUNBRELLA®  
GRADE A



**871** CANVAS GLACIER  
SUNBRELLA®  
GRADE A



**930** FIFE PALM  
SUNBRELLA®  
GRADE A

**Woven Acrylics - Grade A** Cushion and Umbrella Not available for padded sling.



**973** MEMO FLAX  
OUTDURA®  
GRADE A




**975** SOULMATE BRONZE  
OUTDURA®  
GRADE A



**976** SOULMATE TUNDRA  
OUTDURA®  
GRADE A



**2178** PASSAGE POPPY  
SUNBRELLA®  
GRADE A



**2221** CHARCOAL GRAY  
SUNBRELLA®  
GRADE A



**2222** CANVAS TERRACOTTA  
SUNBRELLA®  
GRADE A



**2258** MEMORY CANARY  
SUNBRELLA®  
GRADE A



**2259** MEMORY LEAF  
SUNBRELLA®  
GRADE A



**2260** SPECTRUM JADE  
SUNBRELLA®  
GRADE A




**2262** HEAVENLY BLUE  
SUNBRELLA®  
GRADE A




**2269** SPARKLE PEACOCK  
OUTDURA®  
GRADE A




**2332** MILANO COBALT  
SUNBRELLA®  
GRADE A



**2351** STANTON LAGOON  
SUNBRELLA®  
GRADE A



**2352** STANTON GREYSTONE  
SUNBRELLA®  
GRADE A



**3022** SPARKLE NAUTICAL  
OUTDURA®  
GRADE A



**3033** SPARKLE BALTIC  
OUTDURA®  
GRADE A

**Woven Acrylics - Grade A** Cushion and Umbrella Not available for padded sling.



**3043** CADET GREY  
OUTDURA®  
GRADE A




**3077** LEMONGRASS CANVAS  
OUTDURA®  
GRADE A



**3108** HOT SHOT RED  
OUTDURA®  
GRADE A




**3112** SPOTLIGHT STERLING  
OUTDURA®  
GRADE A



**3117** TRADEWINDS NAUTICAL  
OUTDURA®  
GRADE A



**3121** PURSUIT AQUA  
OUTDURA®  
GRADE A



**3195** DITSY SAPPHIRE  
OUTDURA®  
GRADE A




**3201** DITSY TURQUOISE  
OUTDURA®  
GRADE A



**5083** CAST SHALE  
SUNBRELLA®  
GRADE A



**5087** CAST LAGOON  
SUNBRELLA®  
GRADE A



**5138** HAMPTON STRIPE  
SUNBRELLA®  
GRADE A




**5401** CANVAS PACIFIC BLUE  
SUNBRELLA®  
GRADE A



**5403** JOCKEY RED  
SUNBRELLA®  
GRADE A



**5404** CANVAS NATURAL  
SUNBRELLA®  
GRADE A




**5408** CANVAS BLACK  
SUNBRELLA®  
GRADE A



**5414** CANVAS WHEAT  
SUNBRELLA®  
GRADE A

**Woven Acrylics - Grade A** Cushion and Umbrella Not available for padded sling.



**5415** CANVAS MELON  
SUNBRELLA®  
GRADE A



**5416** CANVAS ARUBA  
SUNBRELLA®  
GRADE A




**5417** CANVAS TUSCAN  
SUNBRELLA®  
GRADE A



**5421** CANVAS PALM  
SUNBRELLA®  
GRADE A



**5422** CANVAS ANTIQUE BEIGE  
SUNBRELLA®  
GRADE A



**5424** CANVAS SKY  
SUNBRELLA®  
GRADE A



**5425** CANVAS COCOA  
SUNBRELLA®  
GRADE A



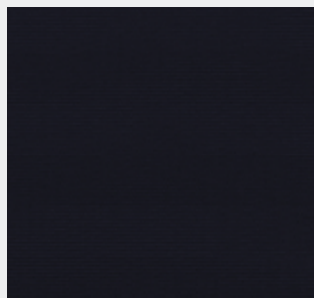
**5426** CANVAS CAPRI  
SUNBRELLA®  
GRADE A



**5436** CANVAS BURGUNDY  
SUNBRELLA®  
GRADE A



**5438** CANVAS BUTTERCUP  
SUNBRELLA®  
GRADE A



**5439** CANVAS NAVY  
SUNBRELLA®  
GRADE A



**5446** CANVAS FOREST GREEN  
SUNBRELLA®  
GRADE A



**5461** CANVAS TAUPE  
SUNBRELLA®  
GRADE A



**5518** FLANNEL  
SUNBRELLA®  
GRADE A



**5549** LUXE CITRON  
SUNBRELLA®  
GRADE A



**5550** LUXE GREY  
SUNBRELLA®  
GRADE A





**5551** LUXE SILVER  
SUNBRELLA®  
GRADE A



**5556** SUNSET PLAID  
SUNBRELLA®  
GRADE A



**5560** ESCAPE GREY  
SUNBRELLA®  
GRADE A



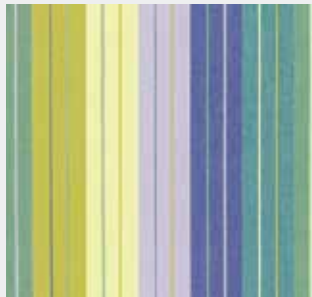
**5561** ESCAPE PEWTER  
SUNBRELLA®  
GRADE A



**5567** SPARKLE TAUPE  
OUTDURA®  
GRADE A



**5601** BRAVADA SALSA  
SUNBRELLA®  
GRADE A



**5608** SEVILLE SEASIDE  
SUNBRELLA®  
GRADE A



**5612** BRANNON REDWOOD  
SUNBRELLA®  
GRADE A

**Woven Acrylics - Grade B**

Cushion and Umbrella Not available for padded sling.



**8011** DUPIONE SAND  
SUNBRELLA®  
GRADE A



**8318** LINEN SESAME  
SUNBRELLA®  
GRADE A



**\*\*\*253** SUNRAY SEASALT  
BELLA DURA®  
GRADE B



**\*\*\*254** SUNRAY SAFFRON  
BELLA DURA®  
GRADE B

**Woven Acrylics - Grade B** Cushion and Umbrella Not available for padded sling.



**900** DAZZLE WREN  
SUNBRELLA®  
GRADE B



**902** DAZZLE CADET  
SUNBRELLA®  
GRADE B



**2265** JINGA CAPRI  
OUTDURA®  
GRADE B



**2266** JINGA ROYAL  
OUTDURA®  
GRADE B

**\*\*\* Not Acrylic** - This is a commercial grade textile created from a proprietary polyolefin solution dyed blended fiber.

**Woven Acrylics - Grade B** Cushion and Umbrella Not available for padded sling.




**2270** NOTION BALTIC  
OUTDURA®  
GRADE B



**5131** PIXEL  
SUNBRELLA®  
GRADE B



**5134** DEEP WATER  
SUNBRELLA®  
GRADE B



**5135** BRIDGE WATER  
SUNBRELLA®  
GRADE B



**5520** MISTY  
SUNBRELLA®  
GRADE B



**5524** SUNSET STRIP  
SUNBRELLA®  
GRADE B



**\*\*\*5525** BREAKERS SUNSET  
BELLA DURA®  
GRADE B



**5527** CLOONEY BLUEGRASS  
OUTDURA®  
GRADE B



**5528** CLOONEY SULFER  
OUTDURA®  
GRADE B



**5547** DIRECTION STONE  
SUNBRELLA®  
GRADE B



**5548** DIRECTION INDIGO  
SUNBRELLA®  
GRADE B



**5562** DENIM STRIPE  
SUNBRELLA®  
GRADE B

**Woven Acrylics - Grade C** Cushion and Umbrella Not available for padded sling.



**5564** GREY MULTI  
SUNBRELLA®  
GRADE B



**5569** GARDEN SPLENDOR  
OUTDURA®  
GRADE B



**\*\*\*260** ASHWAY  
BELLA DURA®  
GRADE C



**356** DUPIONE HENNA  
SUNBRELLA®  
GRADE C

**\*\*\* Not Acrylic** - This is a commercial grade textile created from a proprietary polyolefin solution dyed blended fiber.

**Woven Acrylics - Grade C** Cushion and Umbrella Not available for padded sling.




**850** ENCORE BRICK  
OUTDURA®  
GRADE C



**2247** MYSTERY STONE  
SUNBRELLA®  
GRADE C



**2248** MYSTERY LINEN  
SUNBRELLA®  
GRADE C



**2255** METRIX INDIGO  
SUNBRELLA®  
GRADE C



**2257** CONVERSION CITRON  
SUNBRELLA®  
GRADE C



**2261** LACED LAGOON  
SUNBRELLA®  
GRADE C



**2272** RUMOR TURQUOISE  
OUTDURA®  
GRADE C



**2273** RUMOR LIMESTONE  
OUTDURA®  
GRADE C



**3199** PEBBLE BEACH  
OUTDURA®  
GRADE C



**5125** FLURY ONYX  
OUTDURA®  
GRADE C



**5127** PADDOCK PAPRIKA  
OUTDURA®  
GRADE C



**5128** PADDOCK SKY  
OUTDURA®  
GRADE C



**5133** DIVERGE  
OUTDURA®  
GRADE C



**\*\*\*5139** BLOSSOM  
BELLA DURA®  
GRADE C



**\*\*\*5140** SHAKER RED  
BELLA DURA®  
GRADE C



**\*\*\*5141** WEATHERLY  
BELLA DURA®  
GRADE C

**\*\*\* Not Acrylic** - This is a commercial grade textile created from a proprietary polyolefin solution dyed blended fiber.

**Woven Acrylics - Grade C** Cushion and Umbrella Not available for padded sling.



**5500** DOT MATRIX LIME  
SUNBRELLA®  
GRADE C



**5502** LARGO  
SUNBRELLA®  
GRADE C



**5552** CUBIC CREAM  
SUNBRELLA®  
GRADE C




**5553** CUBIC LIME  
SUNBRELLA®  
GRADE C



**5554** PRISM PEWTER  
SUNBRELLA®  
GRADE C



**5555** PRISM INDIGO  
SUNBRELLA®  
GRADE C




**5557** CONNECTION  
SUNBRELLA®  
GRADE C




**5565** CARIBBEAN TEAL  
OUTDURA®  
GRADE C

**Woven Acrylics - Grade D** Cushion and Umbrella Not available for padded sling.



**5566** TEXTURED CORAL  
OUTDURA®  
GRADE C



**5568** BLUE SCREEN  
OUTDURA®  
GRADE C



**\*\*\*256** HULA BORAGE  
BELLA DURA®  
GRADE D



**\*\*\*257** BLOCKS  
BELLA DURA®  
GRADE D

**Woven Acrylics - Grade D** Cushion and Umbrella Not available for padded sling.




**2249** INDIGO RAIN  
SUNBRELLA®  
GRADE D



**2250** REVEAL SMOKE  
SUNBRELLA®  
GRADE D



**2251** REVEAL INDIGO  
SUNBRELLA®  
GRADE D



**2252** GEO HEMP  
SUNBRELLA®  
GRADE D

**\*\*\* Not Acrylic** - This is a commercial grade textile created from a proprietary polyolefin solution dyed blended fiber.


**Woven Acrylics - Grade D** Cushion and Umbrella Not available for padded sling.



**2253** TREK HEMP  
SUNBRELLA®  
GRADE D



**2254** CRISSCROSS LIME  
SUNBRELLA®  
GRADE D



**2256** CONNECT BLUE  
SUNBRELLA®  
GRADE D



**2263** TOBAGO SEAGLASS  
OUTDURA®  
GRADE D



**2264** ORION AQUA  
OUTDURA®  
GRADE D



**2267** SPUMONI REEF  
OUTDURA®  
GRADE D



**2308** ACCORD JADE  
SUNBRELLA®  
GRADE D



**2309** ACCORD KOI  
SUNBRELLA®  
GRADE D




**3179** LOCKET DRIFTWOOD  
OUTDURA®  
GRADE D



**3194** GEO NAVY  
OUTDURA®  
GRADE D



**3198** LATTICE NOIRE  
OUTDURA®  
GRADE D



**5126** SPIRO CARBON  
OUTDURA®  
GRADE D



**5129** MELODY SAPPHIRE  
OUTDURA®  
GRADE D



**5130** SPIRO INDIGO  
OUTDURA®  
GRADE D



**5132** FAÇADE BRICK  
SUNBRELLA®  
GRADE D



**\*\*\*5142** ARIA  
BELLA DURA®  
GRADE D

**\*\*\* Not Acrylic** - This is a commercial grade textile created from a proprietary polyolefin solution dyed blended fiber.

**Woven Acrylics - Grade D** Cushion and Umbrella Not available for padded sling.



**5522** PEWTER MAZE  
SUNBRELLA®  
GRADE D



**5529** LUMINARY POTTERY  
OUTDURA®  
GRADE D



**5558** SPIRAL STONE  
OUTDURA®  
GRADE D




**5559** SPIRAL FLAME  
OUTDURA®  
GRADE D


**Stamskin® Zen from Serge Ferrari**

Only available for premium cushion construction

**Vinyl/Imitation Leather - Grade D** Cushion Only Not available for padded sling.



**5143** WHITE MARBLE  
SERGE FERRARI®  
GRADE D



**5144** LIGHT BEIGE  
SERGE FERRARI®  
GRADE D




**5145** DARK TAUPE  
SERGE FERRARI®  
GRADE D



**5146** CONCRETE  
SERGE FERRARI®  
GRADE D

*'Faux' leather indoor/outdoor fabric made with Swiss technology.*



**Characteristics**

**Benefits**

Waterproof	Protection of foam & fiber from the elements, seat hygiene and durability
Very flexible composite structure	Ease of fabrication, excellent deformation resistance, no folds
Multi-layer coating	Durability and abrasion resistance - intensive usage
Solution dyed	UV resistance
High performance Flexcare treatment	High resistance to dirt and easy to clean

# replacement cushions and optional pads

## Alon



**M10011P** Premium Dining Chair Pad  
20.5" x 39.5" x 1.25"  
Fits M81001, M81007, M81014



**M10012P** Premium Lounge Chair Pad  
27" x 41.75" x 1.25"  
Fits M81002, M18003, M81022



**M10009P** Premium Chaise Pad  
27.5" x 84.75" x 1.25"  
Fits M81009



**M1881P** Premium Seat Pad  
20.5" x 19.5" x 1.25"  
Fits M81001, M81007, M81014



**M1882P** Premium Lounge Chair Seat Pad  
27" x 20.25" x 1.25"  
Fits M81002, M18003, M81022



**M1888P** Premium Ottoman Seat Pad  
24" x 21" x 1.25"  
Fits M81008

## \*Array



**M1309** Lounge Chair Cushion Set  
**M1307** Seat  
24.5" x 26.5" x 7"  
**M1306** Back  
9.5" x 32.25" x 13.5"  
**M1308** Arm (one arm -  
takes two per chair)  
23.75" x 4.25" x 14"  
Fits M31004  
**M1307P** Premium Seat Cushion



**M1312** Armless Sectional Set  
**M1311** Seat  
26.5" x 27" x 7"  
**M1310** Back  
9" x 27.5" x 9.5"  
Fits M31002  
**M1311P** Premium Seat Cushion



**M1313** Quarter Round Ottoman  
33.5" x 33.5" x 7"  
Fits M31038  
**M1313P** Premium Ottoman Cushion



**M1314** Square Ottoman Cushion  
33.5" x 33.5" x 7"  
Fits M31008  
**M1314P** Premium Ottoman Cushion



**M1319** Square Corner Cushion Set  
**M1316** Back Right Cushion  
9.5" x 31" x 9.5"  
**M1317** Square Corner Seat  
27" x 27.5" x 7"  
**M1315** Back Left Cushion  
9.5" x 31" x 9.5"  
Fits M31032  
**M1317P** Premium Seat Cushion



**M1320** Lounge Chair  
Ottoman Cushion  
20" x 23.5" x 7"  
Fits M31028  
**M1320P** Premium Seat Cushion



**M1323** Circular Corner Cushion Set  
**M1322** Seat  
27" x 27" x 7"  
**M1321** Back  
9" x 48" x 9.5"  
Fits M31033  
**M1322P** Premium Seat Cushion




**M1324** Circular Ottoman Cushion  
33.5" x 59.5" x 7"  
Fits M31058  
**M1324P** Premium Ottoman Cushion



**M1328** Curved Double Segment  
Cushion Set  
**M1327** Seat  
27.5" x 54.5" x 7"  
**M1325** Back Right Cushion  
7.5" x 30" x 9.5"  
**M1326** Back Left Cushion  
7.5" x 30" x 9.5"  
Fits M31052  
**M1327P** Premium Seat Cushion



**M1329** Double Left/Right Arm Segment  
Cushion Set  
**M1317** Seat  
27" x 27.5" x 9.5"  
**M1315** Back Left Cushion  
9.5" x 31" x 9.5"  
**M1316** Back Right Cushion  
9.5" x 31" x 9.5"  
**M1317P** Premium Seat Cushion  
**M1311** Armless Seat  
26.5" x 27" x 7"  
**M1310** Armless Back  
9" x 27.5" x 9.5"  
Fits M31035L, M31035R  
**M1311P** Premium Seat Cushion



**M1304** Double Chaise Cushion  
3-Piece Set  
**M1301** Seat  
48.5" x 50.5" x 4"  
**M1303** Back Left Cushion  
24.5" x 4" x 31.5"  
**M1302** Back Right Cushion  
24.5" x 4" x 31.5"  
Fits M31085CS  
**M1301P** Premium Seat Cushion

\*To order a Premium Replacement Cushion Set add "P" at the end of the replacement set SKU. Example M1707P

\*Bistro Bellano



**M1826** Seat Pad  
20.5" x 18.25" x 3.25"  
Fits M5001, M5001A,  
M5014, M5014A,  
M5014B, M5014BA  
**M1826P** Premium Seat Pad



**M1845** Chair Pad  
19.5" x 20" x 3.5"  
Fits M5601, M5601A,  
M5605, M5605B,  
M5607  
**M1845P** Premium Chair Pad



**M1849** Stool Pad  
19" x 16" x 2"  
Fits M5694, M5694B  
**M1849P** Premium Stool Pad



**M1846** Side Bench Pad  
64" x 18.5" x 3.5"  
Fits M9665-BE  
**M1846P** Premium Side  
Bench Pad



**M1847** End Bench Pad  
29.5" x 18.5" x 3.5"  
Fits M9630-BE  
**M1847P** Premium End Bench Pad

\*Coeur D'Alene

**M1916** Sofa Set (8 pieces) Set equals (2) M1863, (1) M1852



**M1852** Armless Chair  
and Sofa Center Set  
**M1850** Seat 25" x 31.5" x 7.5"  
**M1851** Back 20.5" x 31" x 6"  
Fits M74002C (Also fits M74003C  
center seat and back)  
**M1850P** Premium Seat Cushion



**M1863** Left/Right End Chair & Sofa Set  
**M1853** Seat 25" x 25" x 7.5"  
**M1851** Back 20.5" x 31" x 6"  
**M1855** Arm 17" x 25" x 6"  
Fits M74035C, M74003C, M74022C  
**M1915** Stationary Love Seat  
Set (6 pieces)  
A set equals (2) M1863  
**M1853P** Premium Seat Cushion



**M1859** Square Corner Set  
**M1853** Seat 25" x 25" x 7.5"  
**M1858** Back 20.5" x 30" x 6"  
Fits M74032C  
**M1853P** Premium Seat Cushion



**M1862** Curved Corner Set  
**M1860** Seat 24.5" x 24.5" x 7.5"  
**M1861** Back 20.5" x 40.5" x 6"  
Fits M74033C  
**M1860P** Premium Seat Cushion



**M1856** Lounge Chair Set  
**M1853** Seat 25" x 25" x 7.5"  
Fits M74004C, M74032C,  
M74035C  
**M1854** Back 20.5" x 31" x 6"  
**M1855** Arm 17" x 25" x 6"  
Fits M74004C  
**M1853P** Premium Seat Cushion



**M1867** Dining Chair -  
Two Piece Set  
**M1865** Seat 19.5" x 20" x 2"  
**M1866** Back 20" x 14" x 2"  
Fits M74001C, M74001AC,  
M74014C, M74014AC,  
M74014BC, M74014BAC  
**M1865P** Premium Seat Pad



**M1857** Square Ottoman  
32" x 32" x 7.5"  
Fits M74008C  
**M1857P** Premium Ottoman  
Cushion



**M1864** Curved Ottoman  
32" x 32" x 7.5"  
Fits M74038C  
**M1857P** Premium Curved  
Ottoman Cushion



**M1869** Garden Stool Pad  
18.5" x 16.5" x 2.5"  
Fits M74061C  
**M1869P** Premium Garden  
Stool Pad



**M1870** Bench Pad (Single)  
28.5" x 16.5" x 2.5"  
Fits M74065C  
**M1870P** Premium Bench Pad



\*Edge



**M1959** Circular Corner Chair Cushion Set  
**M1957** Armless Single Unit - Two Piece Set  
 Seat 36.5" x 36.5" x 9"  
 Back 52" x 17" x 25"  
**M1958** Fits M34033  
**M1957P** Premium Seat Cushion



**M1961** Armless Chair Cushion Set  
**M1953** Seat 36.5" x 36.5" x 9"  
**M1960** Back 37" x 10.5" x 25"  
 Fits M34002  
**M1953P** Premium Seat Cushion



**M1962** Square Ottoman Cushion  
 36.5" x 36.5" x 9"  
 Fits M34008  
**M1962P** Premium Ottoman Cushion



**M1956** Square Corner Chair Cushion Set  
**M1953** Seat 36.5" x 36.5" x 9"  
**M1955** Left Back 37" x 10.5" x 25"  
**M1954** Right Back 37" x 10.5" x 25"  
 Fits M34032  
**M1953P** Premium Seat Cushion



**M1957** Circular Ottoman Cushion  
 36.5" x 36.5" x 9"  
 Fits M34038  
**M1957P** Premium Ottoman Cushion



**M1965** Circular Outside Corner Cushion Set  
**M1963** Seat 62.5" x 37.5" x 9"  
**M1964** Back 23.5" x 12.5" x 25"  
 Fits M34034  
**M1963P** Premium Seat Cushion

\*Lantana



**M1927** Lounge Chair Two Piece Set  
**M1925** Seat 24.5" x 25.5" x 7"  
**M1926** Back 24.5" x 17" x 7.5"  
 Fits M75004  
**M1925P** Premium Seat Cushion



**M1928** Ottoman Cushion  
 23.5" x 23" x 6"  
 Fits M75008  
**M1928P** Premium Ottoman Cushion



**M1934** Armless/Arm Chair, L/R Two Piece Set  
**M1932** Seat 28.5" x 26" x 7"  
**M1933** Back 28.5" x 17" x 7.5"  
 Fits M75002, M75035L, M75035R  
**M1932P** Premium Seat Cushion



**M1938** Corner Chair Square Three Piece Set  
 Seat 26" x 26" x 7"  
**M1935** Back (Long) 32.5" x 17" x 7.5"  
**M1936** Back (Short) 27" x 17" x 7.5"  
 Fits M75032  
**M1935P** Premium Seat Cushion



**M1947** Optional Dining Chair Pads Set Two Piece Set  
**M1945** Seat 18" x 19" x 2"  
**M1946** Back 18" x 17" x 2"  
 Fits M75001, M75014, M75014B  
**M1945P** Premium Pad



**M1952** Grande Lounger Ottoman Cushion  
 60.5" x 30" x 7.5"  
 Fits M75068  
**M1952P** Premium Cushion



**M1951** Grande Lounger Cushion Two Piece Set  
**M1949** Seat 60" x 26.5" x 7.5"  
**M1950** Back 59.5" x 7.5" x 18"  
 Fits M75062  
**M1949P** Premium Cushion



**M1948** Lantana Chaise Pad Lounge  
 79.5" x 23.5" x 4"  
 Fits M75009  
**M1948P** Premium Cushion



**M1966** Chaise Lounge Head Pillow  
 10" x 19.5" x 5"  
 Fits M75009

**M1924** Sofa Set (2)M1929, (2)M1930, (1)M1922, (1)M1923  
**M1931** Love Seat (2)M1929, (2)M1930



**M1931** Love Seat - Two Piece Set  
**M1929** Seat 24.5" x 24.5" x 7"  
**M1930** Back 24.5" x 17" x 7.5"  
 Fits M75003, M75022  
**M1929P** Premium Cushion



**M1922** Center Seat 24.5" x 23" x 7"  
**M1923** Center Back 24.5" x 17" x 7.5"  
 Fits M75003  
**M1922P** Premium Cushion

\*To order a Premium Replacement Cushion Set add "P" at the end of the replacement set SKU. Example M1707P

\*Madero



**M1504** H.B. Dining Cushion -  
Two Piece Set  
**M1502** Seat 22" x 23.5" x 7"  
**M1503** Back 25" x 23.5" x 6.5"  
Fits M26001, M26014, M26014B  
**M1502P** Premium Cushion



**M1507** Lounge Cushion -  
Two Piece Set  
**M1505** Seat 24" x 24.5" x 7.5"  
**M1506** Back 22.5" x 24" x 6"  
Fits M26002, M26003, M26022  
**M1505P** Premium Cushion



**M1509** Chaise Cushion  
77.5" x 26" x 6.5", 51" Hinge  
Fits M26009R  
**M1509P** Premium Cushion



**M1508** Ottoman Cushion  
23" x 25" x 6"  
Fits M26008  
**M1508P** Premium Cushion



**M1638** Double Chaise Cushion -  
Three Piece Set  
**M1635** Seat 51" x 50" x 8"  
**M1636** Right Back 25" x 26" x 6.5"  
**M1637** Left Back 25" x 26" x 6.5"  
Fits M26069R  
**M1635P** Premium Cushion

Magnolia



**M1122P** Club Chair Cushion -  
Two Piece Set  
**M1110P** Premium Seat 23.5" x 23" x 4"  
**M1111** Back 23.5" x 17" x 3.5"  
Fits 7023W8-CCP, 7023W8-LCP, 7023W8-SFP



**M1113P** Premium Ottoman Cushion  
23.5" x 23" x 4"  
Fits 7023W-OTP

\*Nexus



**M1701** Seat Pad  
21" x 19.5" x 3.5"  
Fits M77001, M77001D,  
M77093, M77093B,  
M77093BD  
**M1701P** Premium Cushion



**M1710** Chaise Head Pillow  
27" x 9.5" x 5"  
Fits M77009, M77069,  
M77009D, M77069D



**M1972** Barrel Chair Cushion  
25" dia. x 3.5"  
Fits M77081, M77081D  
**M1972P** Premium Cushion



**M1971** Side Table/Stool Cushion  
17.5" dia. x 2.5"  
Fits M77086, M77086D  
**M1971P** Premium Cushion

\*To order a Premium Replacement Cushion Set add "P" at the end of the replacement set SKU. Example M1707P



- M1707** Corner Sectional Set
- M1760** Corner Sectional Seat  
26.5" x 26.5" x 5"
- M1705** Corner Sectional  
Long Back  
14" x 31.25" x 4"
- M1706** Corner Sectional  
Short Back  
14" x 28" x 4"  
Fits M77032, M77032D
- M1760P** Premium Cushion



- M1704** Armless Sectional Set
- M1702** Armless Sectional Seat  
26.5" x 26.5" x 5"
- M1703** Armless Sectional Back  
26.5" x 14" x 4"  
Fits M77002, M77022, M77022A,  
M77004, M77002D, M77022D,  
M77022AD, M77004D, M77003,  
M77003D
- M1702P** Premium Cushion



- M1708** Ottoman  
Sectional Seat  
26.5" x 26.5" x 5"  
Fits M77008, M77008D
- M1708P** Premium Cushion



- M1709** Chaise Lounge Pad -  
One Piece  
80" x 27" x 3.5", 51" Hinge  
Fits M77009, M77009D,  
M77069, M77069D
- M1709P** Premium Cushion



- M1970** Backless Bar Stool Seat Pad  
21.5" x 18.5" x 3.5"  
Fits M77094, M77094B,  
M77094D, M77094BD
- M1970P** Premium Cushion



- M1944** Ultra Ottoman Cushion  
51" x 28" x 5.5"  
Fits M77088, M77088D
- M1944P** Premium Cushion



- M1943** Ultra Lounge Cushion  
51" x 29" x 5.5"  
Fits M77082, M77085,  
M77082D, M77085D
- M1943P** Premium Cushion



- M1942** Grande Lounger Ottoman  
51" x 34" x 5.5"  
Fits M77068
- M1942R** Grande Lounger Ottoman  
52" x 34" x 5.5"  
Fits M77068D, M77068R
- M1942P** Premium Cushion
- M1942RP** Premium Cushion



- M1941R** Grand Lounger Cushions Set
- M1939R** Seat 52" x 27" x 5.5"
- M1940R** Back 51.5" x 15" x 5"  
Fits M77062R, M77062D
- M1939RP** Premium Cushion



- M1941** Grand Lounger Cushions Set
- M1939** Seat 51" x 27" x 5.5"
- M1940** Back 50.5" x 15" x 5"  
Fits M77062
- M1939P** Premium Cushion



- M1711** Quarter Ottoman Cushion  
34" x 34" x 4.5"  
Fits M77038
- M1711P** Premium Cushion



- M1716** Quarter Circle with Back Cushion Set
- M1713** Seat Left Cushion  
25.5" x 45.5" x 4.5"
- M1712** Back Left Cushion  
7.5" x 48" x 14.5"
- M1715** Seat Right Cushion  
4.5" x 45.5" x 25.5"
- M1714** Back Right Cushion  
7.5" x 48" x 14.5"  
Fits M77033
- M1713P** Premium Cushion
- M1715P** Premium Cushion



- M1720** Quarter Circle  
without Back Cushion Set
- M1717** Seat Left  
34" x 49" x 27"
- Seat Right  
34" x 49" x 27"  
Fits M77030
- M1717P** Premium Cushion
- M1719P** Premium Cushion

\*To order a Premium Replacement Cushion Set add "P" at the end of the replacement set SKU. Example M1707P

\*Southern Cay



- M1752** Dining Cushion - Two Piece Set  
**M1750** Seat 22" x 23" x 4"  
**M1751** Back 19.5" x 23" x 4"  
 Fits M36001  
**M1750P** Premium Cushion



- M1755** Lounge Cushion - Two Piece Set  
**M1753** Seat 25" x 26" x 5"  
**M1754** Back 19.5" x 26" x 5"  
 Fits M36002, M36003, M36022  
**M1753P** Premium Cushion



- M1759** Ottoman Cushion  
 22.5" x 23" x 4"  
 Fits M36008  
**M1759P** Premium Cushion



- M1758** Chaise Lounge Cushion - Two Piece Set  
**M1756** Seat 50.5" x 25" x 3.5"  
**M1757** Back 33" x 25" x 3.5"  
 Fits M36009  
**M1756P** Premium Cushion

\*Southern Cay Modular



- M1804** Armless Single Unit - Two Piece Set  
**M1802** Seat 33.5" x 35" x 7"  
**M1803** Back 10" x 35" x 12"  
 Fits M35002, M35022  
**M1802P** Premium Cushion



- M1807** Lounge Cushion with Arms - Two Piece Set  
**M1805** Seat 30" x 30" x 6"  
**M1806** Back 10" x 31" x 12"  
 Fits M35004  
**M1805P** Premium Cushion



- M1811** Corner Unit - Three Piece Set  
**M1816** Seat 33.5" x 35.5" x 7"  
**M1809** Right Back 10" x 35" x 12"  
**M1810** Left Back 10" x 35" x 12"  
 Fits M35032  
**M1816P** Premium Cushion



- M1814** Circular Corner Unit - Two Piece Set  
**M1812** Seat 33.5" x 33.5" x 6"  
**M1813** Back 10.5" x 46" x 12"  
 Fits M35033  
**M1812P** Premium Cushion



- M1808** Square Ottoman  
 35" x 35" x 6"  
 Fits M35008  
**M1808P** Premium Cushion



- M1815** Circular Ottoman  
 35" x 35" x 6"  
 Fits M35038  
**M1815P** Premium Cushion



- M1819** Quarter Circle with Back Cushion Set  
**M1817** Seat 52.5" x 33" x 6"  
**M1818** Back 50.5" x 8.25" x 12"  
 Fits M35034  
**M1817P** Premium Cushion

Structure



- M1342** Lounge Chair Cushion Set  
**M1340** Seat 23.375" x 24.75" x 5.75"  
**M1341** Back 20.5" x 24.75" x 7.5"  
 Fits M28002, M28022, M28003  
**M1340P** Premium Cushion



- M1343** Lounge Ottoman Cushion  
 25.5" x 24.75" x 5.75"  
 Fits M28008  
**M1343P** Premium Cushion



- M1344P** Chaise Lounge Cushion Set  
 79" x 29" x 4.5"  
 Fits M28009  
**M1344P** Premium Cushion

\*Vibe



**M1244** Lounge Cushion Set  
**M1243** Seat 26" x 26" x 6"  
**M1242** Back 12" x 26" x 6"  
 Fits M32004, M32002, M32003  
 M32022, M32035L, M32035R  
**M1243P** Premium Cushion



**M1252** Right Corner Unit Cushion Set  
**M1251** Seat cushion 26" x 26" x 6"  
**M1250** Arm cushion 12" x 25.5" x 6.5"  
**M1249** Back cushion 12" x 25.5" x 6.5"  
 Fits M32032R  
**M1251P** Premium Cushion



**M1256** Left Corner Unit Cushion Set  
**M1255** Seat cushion 26" x 26" x 6"  
**M1254** Arm cushion 12" x 25.5" x 6.5"  
**M1253** Back cushion 12" x 25.5" x 6.5"  
 Fits M32032L  
**M1255P** Premium Cushion



**M1245** Chaise Lounge Cushion Set  
 78" x 25.5" x 3.5"  
 49.5" Hinge  
 Fits M32009  
**M1245P** Premium Cushion



**M1248** Ottoman  
 26.5" x 27.5" x 5.5"  
 Fits M32008  
**M1248P** Premium Cushion

Universal Pillows



**M985** Throw Pillow  
 18" Square  
 with Welt  
 18" x 18" x 6"



**M987** Throw Pillow  
 16" Square  
 with Welt  
 16" x 16" x 6"



**M991** Throw Pillow  
 14" Square  
 with Welt  
 14" x 14" x 6"



**M993** Throw Pillow  
 24" Square  
 with Welt  
 24" x 24" x 10"



**M984** Throw Pillow  
 18" Square  
 without Welt  
 18" x 18" x 6"



**M986** Throw Pillow  
 16" Square  
 without Welt  
 16" x 16" x 6"



**M990** Throw Pillow  
 14" Square  
 without Welt  
 14" x 14" x 6"



**M992** Throw Pillow  
 24" Square  
 without Welt  
 24" x 24" x 10"



**M988** Lumbar Pillow  
 10" x 24" Lumbar  
 without Welt  
 10" x 24" x 6"



**M989** Lumbar Pillow  
 10" x 24" Lumbar  
 with Welt  
 10" x 24" x 6"



**M999** Chaise Lounge Head Pillow  
 10" x 24" x 6"  
 Two wrap-around velcro straps  
 For sling and strap Chaises only

\*To order a Premium Replacement Cushion Set add "P" at the end of the replacement set SKU. Example M1707P

## Regular Furniture Maintenance

Fine outdoor furniture deserves exceptional care. Texacraft aluminum outdoor furniture can be enjoyed for many years when well maintained. Wash the furniture with a solution of mild detergent and water, rinse with clear water and dry thoroughly. A clear automobile wax can be applied to smooth frame finishes to provide better protection against harmful ultraviolet exposure and salt air. DO NOT use any kind of wax, abrasive materials or strong detergents on select finishes.

To vinyl, strap and sling seating surfaces, apply a quality vinyl protectant to guard against the effects of air pollution, salt air build-up, and mildew growth. Wash outdoor cushions with a solution of mild detergent and water and thoroughly rinse with clear water. Allow cushions to air dry completely.

For best protection, perform this maintenance two to three times a year, although these durable materials can be safely cleaned as often as desired.

Light stains can be removed with a solution of mild detergent and water, rinsed with clear water and dried thoroughly. Mildew and heavy stains can be removed with a quality commercial outdoor furniture cleaner and protectant.

**Note:** Some suntan and sun block products may be harmful to cushions, sling and vinyl and straps. Do not allow such products to come in contact with any seating surfaces to avoid deep penetrating stains, which are not covered under warranty.

Do not steam or use water at temperatures above 100°F when washing.

**Note:** Be careful to keep the cleaner from contact with the cushions of your furniture, as it will cause discoloration. Do not use bleach on printed acrylic fabrics. Do not use solvent-type materials on woven vinyl, woven blend or ultra woven blend fabrics as they will damage the yarns. Do not use chlorine based cleaners.

## Terms and Conditions

### Prices

All unit prices and discounts are subject to change without notice.

### Routing

Unless specific routing is requested, all shipments will be routed at the discretion of our traffic department.

### Claims

If there is apparent damage to the containers and furniture, this must be noted on the freight bill at the time of delivery. If concealed damage and/or shortages to containers is discovered when cartons are unpacked, the common carrier must be notified immediately and a claim form filed to collect damages. All damages and/or shortages must be reported within fifteen (15) days of delivery.

### Returns

No returns will be accepted unless authorized in advance by the factory and returned freight prepaid. Special return authorization labels must be utilized on all returns.

### Rights Reserved

We may, from time to time, make changes in some items we offer. Texacraft® reserves the right to make product changes in design, material and specification or to make product changes without incurring liability or obligation with reference to similar products previously manufactured.

### Warranty

Refer to website or contact your sales representative for further information.

### Green Statement

As global awareness grows in the importance of protecting our planet, Texacraft®, as part of Brown Jordan International, Inc., is continually seeking opportunities to move forward in our efforts of environmental responsibility. Refer to website or contact your sales representative for further information.

Texacraft® reserves the right to make minor design changes or modifications and to discontinue finish color, strap color, fabrics or styles without notice. Measurements given are approximate.

©2019 Winston Furniture Company of Alabama. All rights reserved.



Select Locations Photography

Hotel Valley Ho, Scottsdale, Arizona  
Mountain Shadows, Paradise Valley, Arizona  
Andaz Scottsdale Resort and Spa, Scottsdale, Arizona.


Villa Serena at Blue Sea, Private Residence, San Jose del Cabo, Mexico  
Marquis Los Cabos, San Jose del Cabo, Baja California Sur, Mexico  
Tesoro Resort, Los Cabos, Baja California Sur, Mexico  
Villa Pacific West, Private Residence, Pedregal, Cabo San Lucas, Mexico  
Welk Resort Cabo Sirena del Mar, Cabo San Lucas, Baja California Sur, Mexico  
Pueblo Bonito Rose Golf & Spa, Cabo San Lucas, Baja California Sur, Mexico  
JUHL Private Residences, Las Vegas, Nevada

Coeur d'Alene Resort - Coeur d'Alene, Idaho SouthShore Golf Club - Lake Las Vegas, Nevada  
Cleveland Clinic Lou Ruvo Center for Brain Health, Keep Memory Alive Event Center - Las Vegas, Nevada  
Viera Condominiums - Lake Las Vegas, Henderson, Nevada The Lake Club - Lake Las Vegas, Henderson, Nevada  
VideoPoker.com - Las Vegas, Nevada Southern Highlands Golf Club - Las Vegas, Nevada  
Dragon Ridge Golf Club - Henderson, Nevada The Smith Center for Performing Arts - Las Vegas, Nevada  
SkyHouse Houston - Houston, Texas SkyHouse Orlando - Orlando, Florida  
Loews Don CeSar Hotel - St. Pete Beach, Florida  
Tivoli Village - Las Vegas, Nevada Mathews Manor - Springville, Alabama

Los Veneros Residences, Pacifico Building, Punta Mita, Nay., Mexico  
Alamar, in the town of La Cruz de Huanacaxtle at the Riviera Nayarit, Mexico  
[www.Alamar-Vallarta.com](http://www.Alamar-Vallarta.com)  
La Tranquila Breath Taking Resort & Spa, Punta de Mita-Litibu, Punta Mita, Mexico  
Four Seasons Resort, Punta Mita, Mexico  
O'Restaurant, Sayulita, Mexico  
Bolongo Premium Beach Properties, Punta De Mita, Mexico  
Aura Arena Blanca, La Cruz de Huanacaxtle, Nayarit, Mexico  
Casa China Blanca, Private Residence, Punta De Mita, Mexico

Special Thanks to North Shore Realty, Punta Mita, Mexico. [NorthShoreRealty.com](http://NorthShoreRealty.com)

The information in this catalog is presented as accurately as possible.  
Any information deemed incorrect is the result of human error and was unintentional.



*Indoff*

SiteFurnishings.Indoff.com  
(844)433-9610