

AL1994— Allure Aluminum 4' Flat Bench**4' flat bench with aluminum planks and cast aluminum legs****Material**

The 4' flat bench is composed of 1" x 2" extruded aluminum seat planks, cast aluminum legs and steel under supports. The bench can be all one color or give it a two-tone look with the middle planks in the seat featuring a contrasting color. The bench is 48.50" long and will support 200 lbs per linear foot.

The bench feet have predrilled .4" diameter holes for surface mounting to prevent movement.

Surface mounting is required; mounting hardware is not included.

Finish

Fade-resistant, powder coated steel and aluminum components feature a state-of-the-art primer proven to prevent rusting. Treated components exceed the industry standard by 34% in testing by independent sources.

Color

See website or sales representative for color choices.

Assembly

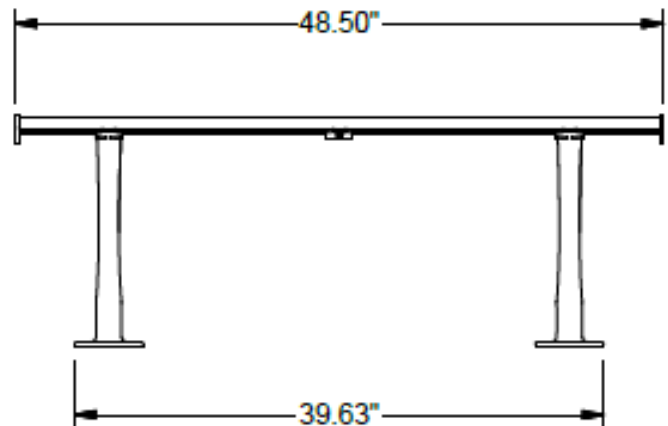
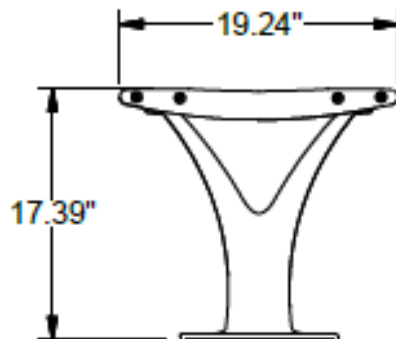
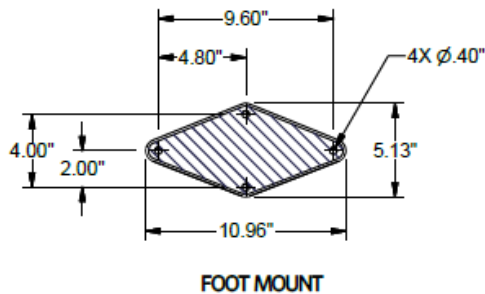
The bench ships fully assembled and ready for use. Assembly includes stainless steel hardware.

Maintenance

The product is virtually maintenance-free and requires only periodic cleaning with a sponge and a solution of mild detergent and water to remove surface dirt. Do not clean with solvent or petroleum base products.

Warranty

20-year limited structural warranty with 7-year finish warranty against fading from the date of purchase. See full details on multi-year warranties for components at

**SHIPPING INFORMATION**

Unit Weight	Unit Shipping Wt. UPS	Unit Shipping Wt. Truck (1+ Units)	Unit Ship Size w/Pallet	Max Units Per Pallet	Pallet Size/Wt. (32" x 48")	Total No. Pkgs.	Shipping Class
47 lbs.	N/A	52 lbs./unit	22.23 cu. ft.	1	50 lbs.	1	150