

AL1980B — Allure Bamboo 6' Contour Bench**6' contour bench with bamboo and aluminum planks and cast aluminum legs****Material**

The 6' contour bench is composed of 1" x 2" bamboo seat and back planks, aluminum accent planks, cast aluminum legs and steel under supports. The bench is 72.75" long and will support 200 lbs per linear foot.

The bench feet have predrilled .4" diameter holes for surface mounting to prevent movement.

Surface mounting is required; mounting hardware is not included.

Mature exterior grade bamboo is selected from sustainably harvested sources and engineered into planks using low V.O.C. adhesives. Planks feature a Janka hardness rating of 1450 that is superior to teak. Bamboo has 20% more stability in climate and temperature changes than commonly used timber. Bamboo has a Class A fire rating—ASTM E 84 Surface Burning.

Finish

Fade-resistant, powder coated steel and aluminum components feature a state-of-the-art primer proven to prevent rusting. Treated components exceed the industry standard by 34% in testing by independent sources.

Bamboo planks feature a UV-resistant stain.

Color

See website or sales representative for color choices.

Assembly

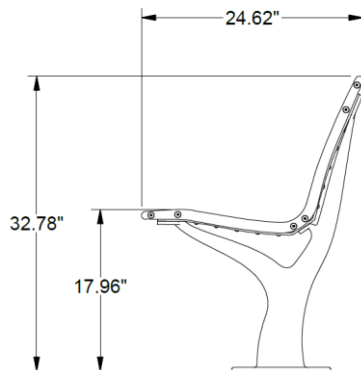
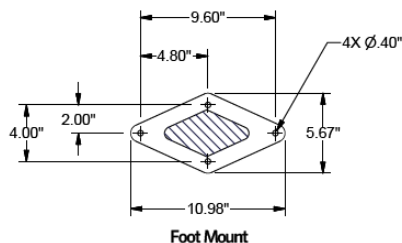
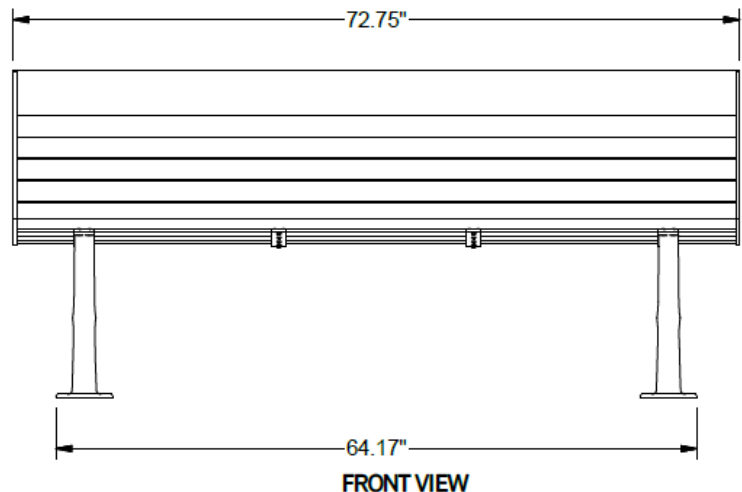
The bench ships fully assembled and ready for use. Assembly includes stainless steel hardware.

Maintenance

See annual maintenance program.

Warranty

10-year limited structural warranty on bamboo with annual maintenance program from the date of purchase. See full details on multi-year warranties for components at

**SIDE VIEW****FRONT VIEW****SHIPPING INFORMATION**

Unit Weight	Unit Shipping Wt. UPS	Unit Shipping Wt. Truck (1+ Units)	Unit Ship Size w/Pallet	Max Units Per Pallet	Pallet Size/Wt. (36" x 78")	Total No. Pkgs.	Shipping Class
110 lbs.	N/A	121 lbs./unit	50 cu. ft.	1	100 lbs.	1	150