



TEXACRAFT®

50 YEARS

2025 New Introductions



TEXACRAFT®

50 YEARS

Celebrating 50 years of excellence, Texacraft's journey began in Houston, TX, in 1975 with a dream and the vision of our founder, Jerry Rega. From those humble beginnings, we have grown to become one of the leading suppliers of outdoor commercial furniture. Known for our enduring, durable designs that enhance outdoor spaces, we proudly serve customers across a wide range of industries, including casinos, country clubs, multifamily housing, and hotels. Our extensive product line features extruded aluminum, resin wicker, dog park furnishings, umbrellas, cushions, and fabrics—each crafted for comfort, style, and longevity.

As we celebrate this milestone, we reflect on our legacy of delivering quality and craftsmanship, built to last. Our foundation is built on durability, long-term partnerships, and an unwavering commitment to our customers—values that continue to guide us every step of the way.


We are delighted to present our 2025 New Product Introductions. The beautiful Cantata Collection, where timeless elegance meets adaptable functionality and offers modular components that can be customized to create your perfect retreat. Concourse Sling collection, where modern elegance meets unparalleled comfort has a sleek, contemporary design. It can transform your outdoor space into a haven of relaxation and style. Capilano effortlessly blends sophisticated design with exceptional durability, turning your outdoor space into a serene retreat. Elegant fire tables, modern benches, versatile cabanas to fulfill your every need.

Please visit our website, texacraft.com, for a complete 2025 digital catalog.

The Factory Tour



A host of machines that cut and bend the extrusions go to work forming the frames. Stacks upon stacks of cut extrusions make their way to the welding room where any one of 59 welding booths awaits the delivery.



Keeping abreast of the latest manufacturing technology helps us keep costs down while keeping the process lean and efficient. The addition of several robotic welders has proven this approach to be worthwhile. More robotic welding stations are being planned for.



The upholstery department is another large part of the factory where thousands of bolts of fabric, stacks and rolls of foam and fiber are warehoused. Several large cutting tables cut the fabric from patterns in preparation for sewing at any one of the 40 sewing stations.



We take quality very seriously. We have our own in-house testing laboratory. This department has many different stations that test the quality of the paint, extrusions, vinyl, etc. Stress tests are also conducted to ensure the frames are strong enough to withstand commercial use.



Other departments in the factory are creating furniture components. Some of which include the aluminum stamping machine. This device takes blank aluminum sheets that are placed underneath a die that punches out patterns and shapes for our stamped table tops.



After receiving several washes, the frames are quick dried and enter the powder coating booths. The thick coating of polyester powder covers the raw aluminum with an extremely durable, protective finish coat.



When completed, the furniture is inspected, securely wrapped for protection and placed into a heavy duty corrugated box for shipping. A newly installed box making machine makes boxes custom sized for each piece of furniture. A process that only takes seconds to complete.



Pride in Quality. That's what the more than 850 employees of Texacraft focus on every day. We thank you for your business.

Table of Contents

Mixed Materials

- 8 Cantata
- 12 Capilano
- 14 Surf Suncloth Weave
- 18 Meza Suncloth Weave
- 22 Fountainhead
- 26 Seascape

Woven

- 30 Em
- 34 Nexus
- 46 Coeur d'Alene
- 52 Alon
- 54 Lantana
- 58 Southern Cay Woven

Cushion

- 60 Era Modular
- 64 Southern Cay Cushion Modular
- 66 Southern Cay Cushion
- 68 Vibe Modular
- 72 Array Modular
- 76 Structure
- 78 Meza Aluminum Slat

Sling

- 82 Concourse Sling
- 84 Meza Sling
- 86 Vision Sling
- 88 Vision Padded Sling
- 90 Array Daybed
- 92 Array Sling
- 94 Southern Cay Sling
- 96 Edge Sling
- 98 Scandia Sling
- 100 Key West Sling

Recycled Materials

- 102 Lagoon
- 110 Euro Form
- 116 Texawood

Vinyl Strap

- 120 Scandia Vinyl Crossweave
- 122 Oasis Vinyl Strap and Sling
- 124 Splash Vinyl Strap

Accent Elements

- 126 Adirondack Chairs
- 127 Chelsea
- 128 Classique Café Set
- 129 Fiberglass Cubes
- 129 Poufs

Tops And Tables

- 130 Portico Restaurant Collection
- 131 Cafe Dining And Bar Tables
- 132 Meza Fully Welded Aluminum Tables
- 134 Meza HPDE Tables
- 135 Matrix Stamped Aluminum Tables
- 136 Starburst Stamped Aluminum Tables
- 137 Fully Welded Aluminum Slat Top Tables
- 137 Fiberglass Slate Tables
- 138 Extruded Aluminum Table Slat Tops
- 139 Table Bases For Aluminum Slat Tops
- 140 Acrylic Tables

Miscellaneous

- 141 Outdoor Power Stations
- 144 Site Furnishings
- 149 Dog Park Site Furnishings
- 154 Fiberglass Planters & Containers
- 158 Euro Height Fire Tables
- 160 Prism Fire Tables
- 162 Nest Gas Lantern
- 163 Mirage In-Pool Collection
- 167 Mirage Seating
- 170 Mirage Planters
- 172 Outdoor Games
- 177 Cabanas
- 184 Umbrellas & Umbrella Bases
- 193 Frame Finishes
- 194 Vinyl Colors & Fiberglass Finishes
- 196 Fabrics
- 212 Replacement Cushions and
Optional Seat Pads

Style Guide - Chairs



Alon
M81001



Coeur d'Alene
M74001C



Coeur d'Alene
M74001AC



Em
M8501



Em
M8502



Lantana
M75001



Lantana
M75004



Nexus Rosewood
M77001



Nexus Driftwood
M77004D



Southern Cay Woven
M76001



Array Modular
M31002



Cantata
M12001 Side Chair
M12001A



Capilano
M113001AP
M13001P Armless



Era
M58002



Southern Cay Modular
M35002



Southern Cay Cushion
M36001



Structure
M28002



Vibe Modular
M32004



Array Sling
M5101S



Concourse Sling
M11001S



Edge Sling
M5201S



Scandia Sling
M4501S



Southern Cay Sling
M66001



Vision Sling
M4401S
Also available in Padded Sling



Key West Sling
M8001R

Style Guide - Chairs



Oasis Sling
M4009S



Meza Suncloth Weave
M5601ASC
M5601SC Armless



Surf Suncloth Weave
M8301A
M8301 Armless



Classique Café
Dining Chair
M19001



Meza
M5601A
M5601 Armless



Seascape
M82001
M82010 Armless



Fountainhead
M70001A
M70001 Armless



Lagoon
Koppla
7027-OG



Lagoon
Rue
7025-N4



Lagoon
Alissa
7050-B7



Lagoon
Sensilla
7052-YF



Lagoon
Nido
7055-V5



Lagoon
Angel's Trumpet
7058-V4



Lagoon
Milos
7203A-G6



Lagoon
Milo
7023B-B9



Lagoon
Naples
7220A-VD



Euro Form
Bora Armchair
40242.16.000



Euro Form
Bora Bistro Chair
40243.07.000



Euro Form
Trill Armchair
40250.56.000



Euro Form
Trill Bistro Chair
40253.49.000



Euro Form
Doga Armchair
40254.21.000



Euro Form
Doga Bistro Chair
40255.18.000



Euro Form
40256.16.000
Doga Relax Chair



Scandia Vinyl
Crossweave
M4501CW



Oasis Vinyl
Crossweave
M3005RCW



Splash Vinyl Strap
M4009

Style Guide - Chaise Lounges



Alon
M81009



Em
M8509



Lantana
M75009



Nexus
M77009
Nexus Double M77069



Southern Cay Woven
M76009A



Cantata
M12009P
Cantata Double M12069P



Era
M58009
Era XL M58069



Southern Cay Cushion
M36009



Structure
M28009



Vibe
M32009



Fountainhead
M70009



Seascape
M82009



Meza Suncloth Weave
M5609SC



Surf Suncloth Weave
M8309



Surf Suncloth Weave
M8329



Array Sling
M5129SR



Concourse Sling
M11009S Adjustable
Concourse M11029S Fixed



Edge Sling
M5209S
M5229S Armless



Meza Sling
M5609S



Scandia Sling
M4509S



Southern Cay Sling
M66009



Southern Cay Sling
M66009A



Vision Sling
M4409S



Vision Padded Sling
M4409PS

Style Guide - Chaise Lounges



Key West Sling
M8009



Key West Sling
M7229R



Oasis Sling
M4102S



Euro Form
Atlantico Chaise
40450.00.104



Oasis Vinyl Crossweave
M3105CW



Scandia Vinyl Crossweave
M4509CW



Splash Vinyl Strap
M4102



Concourse Sling

Designed by John Caldwell

Cantata

Finish - Weathered Teak Rope Weave - Gray Fabric - 902 Throw Pillows - 5568 (optional)



Designed by John Caldwell



M12002P
Straight Armless Chair
32.75"W 34"D 31"H 17.25"SH
Weight: 53



M12008P
Square Ottoman
32.75"W 32.75"D 17.25"H
Weight: 35.5



M12032P
Square Corner Chair
34"W 34"D 31"H 17.25"SH
Weight: 60



M12033P
Corner Round Chair
34"W 34"D 31"H 17.25"SH
Weight: 61.5



M12035LP
Left End Chair
with side arm pillow (not shown)
34"W 34"D 31"H 17.25"SH 23.25"AH
Weight: 59.75



M12035RP
Right End Chair
with side arm pillow (not shown)
34"W 34"D 31"H 17.25"SH 23.25"AH
Weight: 59.75



M12085LP
Daybed Base Left
52.25"W 51.25"D 35.5"H 19"SH
Weight: 126.5



M12085RP
Daybed Base Right
52.25"W 51.25"D 35.5"H 19"SH
Weight: 126.5



M12088P
Daybed Base
48.25"W 48.25"D 19"H
Weight: 85

Rope Weave Color Options



205RO Gray



206RO Sand

- Transitional Design
- Modular Components
- Rope Weave material has foam inner core for dimension
- Weave materials available in two colors
- Nylon clip holds components together
- Premium seat cushions with Velcro ties
- Frame Finish selection page 193
- Available in all cushion fabrics pages 196

Cantata

Finish - Weathered Teak Rope Weave - Gray Fabric - 2136 Throw Pillows - 5568 (optional)



Designed by John Caldwell



M2011
Optional Dining
Chair Back Pad

M12001AP

Dining Chair with fixed seat cushion
(shown with optional back pad M2011)
23.75"W 25.75"D 28.75"H 18.5"SH 23.5"AH
Weight: 19.5



M2039
Optional Dining
Chair Back Pad

M12001P

Dining Side Chair with fixed
seat cushion
23.75"W 25.75"D 28.75"H 18.5"SH
Weight: 12



M12066

Occasional Table
19.5"W 19.5"D 17.25"H
Weight: 17



M12017RD

Serving Table
17"W 17"D 22.75"H
Weight: 12



M1336
Chaise Head Pillow
23.5"W 5"D 9"H
Weight: 1.6



M12009P

Single Chaise Lounge
26.75"W 81"D 43"H 16.75"SH
Weight: 77



M12069P

Double Chaise Lounge
51.25"W 81"D 43"H 16.75"SH
Weight: 147.5



M12034SQ

Cocktail / End Table
34"W 34"D 15.5"H
Weight: 52.5



M12042SQ

42" Square 4-Leg Dining Table
42"W 42"D 29"H
Weight: 77.5



M12048RD

48" Round 4-Leg Dining Table
48"W 48"D 29"H
Weight: 81



Table Top Detail

- Transitional Design
- Optional Back Pad for additional comfort for Dining Chairs
- Rope Weave material has foam inner core for dimension
- Weave materials available in two colors
- Cushions and pads available in all cushion fabrics pages 196
- Tabletops are made from a hybrid engineered stone, combining ground marble and quartz. This variegated, crushed stone composite material is stronger and more durable than natural stone, offering both resilience and a refined aesthetic.
- Frame Finish selection page 193

Capilano

Finish - Antique Bisque Suncloth Weave - 5211 Fabric - 5163





M13001AP
Dining Arm Chair
27.75"W 25.5"D 32.5"H 18.5"SH 23.5"AH
Weight: 17




M13001P
Dining Chair, armless
21.5"W 25.5"D 32.5"H 18.5"SH
Weight: 15.5




M13002P
Lounge Chair with strap,
loose cushion seat/back
28.25"W 33.25"D 32"H 18"SH 20"AH
Weight: 19

Suncloth Weave Color Options



5207
CADET GREY




5211
HEATHER BEIGE



5208
MARINE



5209
SPA



5210
MINK

The weave is made from Sunbrella® performance yarns. The weave is offered as a 1-color solid in width of 1 inch and features good stretch and recovery, providing comfort when used in load bearing applications and remaining taut when not in use.

- Transitional Design
- Aluminum Frame
- Sunbrella 1" Weave Material available in 5 colors
- Weave material is made from acrylic yarns

- Dining chair seat support created from HDPE material
- Seat cushion permanently affixed to seat support
- Frame Finish selection page 193
- Regular and premium pad options page 196-211

Surf Suncloth Weave

Finish - Smooth White Woven Fabric - 2018



Designed by John Caldwell



M8301A
Nesting Dining Chair
Suncloth Weave with Arms
27.75"W 28.5"D 42.75"H 17"SH 24.5"AH
Weight: 14



M8301
Nesting Dining Chair
Suncloth Weave Armless
24.25"W 28.5"D 42.75"H 17"SH
Weight: 12



M8314BA
Balcony Stool Suncloth Weave with Arms
27.5"W 28.5"D 43.75"H 23.75"SH 32"AH
Weight: 27



M8314B
Balcony Stool Suncloth Weave Armless
23.75"W 28.5"D 43.75"H 23.75"SH
Weight: 21



M8314A
Bar Stool Suncloth Weave with Arms
27.5"W 28.5"D 46.75"H 28"SH 36"AH
Weight: 28



M8314
Bar Stool Suncloth Weave Armless
23.75"W 28.5"D 46.75"H 28"SH
Weight: 22


Suncloth Weave Color Options




WHITE 2015



MICA 2016



SPA 2019



MARINE 2018



COAL 2017

The weave is made from Sunbrella® performance yarns. The weave is offered as a 1-color solid in width of 1.75 inches and features good stretch and recovery, providing comfort when used in load bearing applications and remaining taut when not in use.

- Transitional "Retro" Design
- Aluminum Frame
- Soft Seating Comfort
- Acrylic "Suncloth" Weave Material available in 5 colors
- Weave material has good stretch and recovery
- "Suncloth" has same cleaning properties as acrylic fabric
- Excellent UV, mold/mildew resistant properties
- Frame Finish selection page 193

Surf Suncloth Weave

Finish - Antique Bisque Fabric - 2016



Lounge chairs shown above are pictured with optional lumbar pillows. See page 219.



M8302A
Nesting Xtra Wide Lounge Chair
Suncloth Weave
38.5"W 37"D 40.75"H
16.75"SH 21.75"AH
Weight: 18




M8302
Nesting Xtra Wide Lounge Chair
Suncloth Weave Armless
36.75"W 37"D 40.75"H 16.75"SH
Weight: 18




M8308
Ottoman
Suncloth Weave
25"W 21"D 16.75"H
Weight: 10



M8319
Rocker
Suncloth Weave
43.75"W 34"D 41.75"H
15"SH 19.75"AH
Weight: 23



M8322
Loveseat, Suncloth Weave
77"W 36.75"D 42"H 16.75"SH 21.75"AH
Weight: 32




M8303
Sofa Suncloth Weave
107"W 36.75"D 42"H 16.75"SH 21.75"AH
Weight: 56



M8307
Oval Coffee Table
with stamped aluminum top
81"W 31"D 18"H
Weight: 68



M8309
Stacking Chaise Lounge
Suncloth Weave
31"W 84.75"D 42.25"H 16.625"SH
Weight: 33



M8329
Fixed Stacking Chaise Lounge
Suncloth Weave
31"W 81"D 16.625"H
Weight: 24



M8318
18" Occasional Table, stacking
with stamped aluminum top
22.25"W 22.5"D 18.75"H
Weight: 12



M8348R-CT
48" Round Chat Table
with stamped aluminum top
48"W 48"D 17.5"H
Weight: 56



M8386-ST
44 x 86 Oval Dining Table
with stamped aluminum top
and umbrella hole
91.75"W 44"D 28.25"H
Weight: 100



M8342R-BST
42" Round Balcony Height Table
with stamped aluminum top
and umbrella hole
42"W 42"D 36.25"H
Weight: 48



M8342R-HST
42" Round Bar Height Table
with stamped aluminum top
and umbrella hole
42"W 42"D 40.25"H
Weight: 50



M8348R-ST
48" Round Dining Table
with stamped aluminum top
and umbrella hole
48"W 48"D 28.25"H
Weight: 58

M8342R-ST
42" Round Dining Table
with stamped aluminum top
and umbrella hole
42"W 42"D 28.25"H
Weight: 46



Suncloth Weave Color Options




WHITE 2015



MICA 2016



SPA 2019



MARINE 2018



COAL 2017

- Transitional "Retro" Design
- Soft Seating Comfort
- Aluminum Frame
- Stamped Aluminum Tops
- Acrylic "Suncloth" Weave Material available in 5 colors

- Weave material has good stretch and recovery
- "Suncloth" has same cleaning properties as acrylic fabric
- Excellent UV, mold/mildew resistant properties
- Frame Finish selection page 193

Meza Suncloth Weave

Finish - Bronze Woven Fabric - 2016





M5601ASC
Nesting Dining Chair
Suncloth Weave with Arms
26.5"W 26.5"D 33"H 17.125"SH 24.75"AH
Weight: 16.5



M5601SC
Nesting Dining Chair
Suncloth Weave Armless
22.5"W 26.5"D 33"H 17.125"SH
Weight: 14



M5604SC
Nesting Lounge Chair
Suncloth Weave
26.5"W 29.75"D 30.625"H 16.5"SH 22.5"AH
Weight: 15.5



M5608SC
Ottoman
Suncloth Weave
24.75"W 16.375"D 16.375"H
Weight: 12.5



M5607SC
Nesting Spa Chair
Suncloth Weave
26.5"W 25.875"D 26"H 9.5"SH 17"AH
Weight: 15



M5609SC
Nesting Chaise Lounge
Suncloth Weave w/Wheels
33.5"W 81"D 44.5"H 16.5"SH 22"AH
Weight: 33


suncloth weave color options




WHITE 2015



MICA 2016



SPA 2019



MARINE 2018



COAL 2017

- Transitional Design
- Perfectly Suited For Restaurant Seating
- Chairs are also available In Aluminum Slat or Sling Seat Buckets

- Soft Seating Comfort
- 1 3/4" Suncloth Weave
- Frame Finish selection page 193
- Recommended tables page 132.

Meza Suncloth Weave

Finish - Smooth White Fabric - 2018



Designed by John Caldwell

Meza Suncloth Weave



M5605SC

Bar Stool with arms, Suncloth Weave
26.5"W 26.5"D 44.5"H 28.125"SH 35.25"AH
Weight: 21.5



M5605ASC

Bar Stool without arms, Suncloth Weave
22.5"W 26.5"D 44.5"H 28.125"SH
Weight: 19



M5694SC

Backless Bar Stool, Suncloth Weave
22.5"W 19.25"D 28.125"H
Weight: 13



M5605BSC

Balcony Stool with arms, Suncloth Weave
26.5"W 26.5"D 39.125"H 23.125"SH
30.875"AH
Weight: 20.5



M5605BASC

Balcony Stool without arms, Suncloth Weave
22.5"W 26.5"D 39.125"H 23.125"SH
Weight: 15



M5694BSC

Backless Balcony Stool, Suncloth Weave
22.5"W 19.25"D 23.125"H
Weight: 10.5

The weave is made from Sunbrella® performance yarns. The weave is offered as a 1-color solid in width of 1.75 inches and features good stretch and recovery, providing comfort when used in load bearing applications and remaining taut when not in use.



suncloth weave color options




WHITE 2015




MICA 2016



SPA 2019



MARINE 2018



COAL 2017

Material Attributes

- Available In A Range Of Colors
- Bleach Cleanable
- Durable
- Easy To Clean
- Good Stretch & Recovery
- Mold & Mildew Resistant
- Stain Resistant
- Uv Resistant
- Weather Resistant
- Recommended tables page 132.

Fountainhead

Finish - Latte Lumber - Birchwood



Designed by John Caldwell



M70001A
Dining Chair with Arms, Nesting
31"W 26.25"D 35"H 18"SH 24"AH
Weight: 27

M1918P Premium Seat pad
sold separately.



M70001
Armless Side Chair, Nesting
26"W 26.25"D 35"H 18"SH
Weight: 25

M1918P Premium Seat pad
sold separately.



M70002
Lounge Chair, Nesting
30.25"W 38.25"D 40.75"H
17.75"SH 23.75"AH
Weight: 35.5

M1919P Premium Seat pad sold separately.

M925 Head pillow



M70008
Ottoman
20"W 20.25"D 14.25"H
Weight: 16.5



M70014BA
Balcony Stool with Arms
28"W 25"D 37.34"H 24.5"SH 29.75"AH
Weight: 30.5

M1918P Premium Seat pad sold separately.



M70014B
Armless Balcony Stool
27.25"W 25"D 37.75"H 24.5"SH
Weight: 28

M1918P Premium Seat pad sold separately.



M70019
Rocker
30"W 34"D 34"H 17.5"SH 24"AH
Weight: 37.5

M1919P Premium Seat pad sold separately.

M925 Head pillow



M70014A
Bar Stool with Arms
30.5"W 25.5"D 42"H 28.75"SH 34.25"AH
Weight: 31

M1918P Premium Seat pad sold separately.

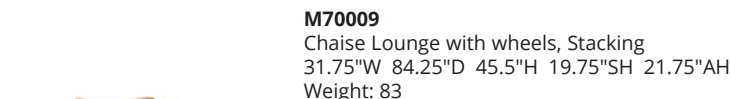


M70014
Armless Bar Stool
26.25"W 25.5"D 42"H 28.75"SH
Weight: 28.5

M1918P Premium Seat pad sold separately.



M70006
Spa Chair, Nesting
31"W 26.75"D 27"H 10"SH 16.75"AH
Weight: 26



M70009
Chaise Lounge with wheels, Stacking
31.75"W 84.25"D 45.5"H 19.75"SH 21.75"AH
Weight: 83

M1920P Premium Chaise Lounge
Seat/Back pad, sold separately.

M925 Head pillow




M925
Chaise Head pillow
19.5"W 10"D 6"H
Weight: .8

Fits:


M70002, M70009, M70019

Fountainhead Lumber Color Option

Birchwood (BI)



Coastal Gray (CG)



Natural Teak (NTK)



Fountainhead

Finish - Smooth White Lumber - Teak



Designed by John Caldwell

Fountainhead Tables

Table height dimensions are from top surface to floor. Tables are available in all frame finishes. (page 193)

Umbrella hole accommodates 1 1/2" dia. poles only.



M700018

18" Square Side Table, Stacking
18.5"W 18.5"D 19"H
Weight: 12.3



M70040-CT

40" Square Cocktail Table
40"W 40"D 19.5"H
Weight: 56



M70040-ST

40" Square Dining Table (shown)
with umbrella hole
40"W 40"D 29.5"H
Weight: 61

M70051-ST

51" Square Dining Table w/umb hole
51"W 51"D 29.5"H
Weight: 91



M70040-BST

40" Square Balcony Table (shown)
with umbrella hole
40"W 40"D 36.5"H
Weight: 72

M70051-BST

51" Square Balcony Table
with umbrella hole
51"W 51"D 36.5"H
Weight: 94



M70051-HST

51" Square Bar Table (shown)
with umbrella hole
51"W 51"D 40.5H
Weight: 96

M70040-HST

40" Square Bar Table
with umbrella hole
40"W 40"D 40.5"H
Weight: 74



M70073-ST

40x73 Rectangular Dining Table
with umbrella hole
40"W 73"D 29.5"H
Weight: 99.5



M70073-BST

40x73 Rectangular Balcony Table
with umbrella hole
40"W 73"D 36.5"H
Weight: 102




M70073-HST

40x73 Rectangular Bar Table with umbrella hole
40"W 73"D 40.5"H
Weight: 110

Fountainhead Lumber Color Option

Birchwood (BI)



Coastal Gray (CG)



Natural Teak (NTK)



- Transitional Design
- Solid Aluminum Frame for weight and strength
- Available in all finishes (page 193)

- Table slats are HDPE material
- HDPE is made from recycled plastic materials
- Premium Pad options (page 196-211)

Seascape

Finish - Silver Lumber - Natural Teak



Designed by John Caldwell



M1891P
Shown with
optional seat pad

M82001
Dining Chair with Arms, Stacking
26.375"W 25.5"D 33.5"H 18.5"SH 25.25"AH
Weight: 35

M1891P Premium Seat pad sold separately.



M82010
Armless Side Chair, Stacking
20.875"W 25.5"D 33.5"H 18.5"SH
Weight: 31

M1891P Premium Seat pad sold separately.



M82007
Spa Chair, Stacking
26.375"W 25.5"D 28.5"H 13.5"SH 20.25"AH
Weight: 32.5

M1891P Premium Seat pad sold separately.



M82014
Bar Stool w/Arms
26.375"W 25.5"D 43.75"H 28.5"SH 35.25"AH
Weight: 39

M1891P Premium Seat pad
sold separately.



M82014AL
Armless Bar Stool
20.875"W 27.75"D 43.75"H 29"SH
Weight: 30

M1891P Premium Seat pad
sold separately.



M82094
Backless Bar Stool
24"W 23.25"D 28"H
Weight: 24

M1892P Premium Seat pad
sold separately.



M82014B
Balcony Stool w/Arms
26.375"W 25.5"D 39"H 23.5"SH 30.25"AH
Weight: 37.5

M1891P Premium Seat pad
sold separately.



M82014BAL
Armless Balcony Stool
20.875"W 27.75"D 39"H 24"SH
Weight: 28.5

M1891P Premium Seat pad
sold separately.




M82094B
Backless Balcony Stool
24"W 23.25"D 24"H
Weight: 22.5

M1892P Premium Seat pad
sold separately.

M82009
Chaise Lounge with wheels, stacking
30.25"W 82"D 40.25"H 17.63"SH
Weight: 77

M10013P Premium Chaise Lounge
Seat/Back pad, sold separately.



Seascape Lumber Color Option



Slate Gray (GY)
(Special Order)

Sand (SA)
(Special Order)

White (WH)
(In Stock)

Natural Teak (NT)
(In Stock)

- Recommended tables page 134
- Premium pad options pages 196-211

Seascape

Finish - Antigua Lumber - White



Designed by John Caldwell



M82040
6.5' Bench without Back Portable
78.5"W 20.125"D 20.125"H 18.125"SH
Weight: 58.5



M82042
6.5' Bench with Back and Arms,
4-Leg Portable
78.5"W 25.5"D 31.75"H 18.125"SH 25.375"AH
Weight: 84.5



M82042-KIT
Kit to make 042 and 040,
4-Leg bench, Surface Mountable



M82050
6.5' Bench without Back Portable -
rounded arms
78.5"W 20.75"D 20.5"H 17.625"SH
Weight: 65



M82052
6.5' Bench with Back and Arms
Portable - rounded arms
78.5"W 25.375"D 31.375"H 17.625"SH 25.375"AH
Weight: 96



M82062-KIT
Kit to make 050, 052, 060, 062
benches, Surface Mountable



M82060
6.5' Bench without Back Portable -
triangular sides
77.5"W 21.25"D 18.375"H 17.875"SH
Weight: 63




M82062
6.5' Bench with Back Portable - triangular arms
77.5"W 25.875"D 31.75"H
17.875"SH 24.75"AH
Weight: 96.5



M82070-BE
5' Dining Bench Portable - Long
Stackable
57"W 22"D 17.5" Weight: 40

M82071-BE
2' Dining Bench Portable - Short
Stackable
24"W 22"D 17.5"H Weight: 19

Seascope Lumber Color Option



Natural Teak (NT) White (WH) Sand (SA) Slate Gray (GY)
(In Stock) (In Stock) (Special Order) (Special Order)

- Transitional design
- Texawood HDPE Lumber made from recycled plastic
- White and Natural Teak are stocked lumber colors
- Chair seat pad and Chaise pad sold separately

- Sand and Slate Gray lumber are special order lumber colors with extended lead times.
- Available in all frame finishes page 193
- Recommended tables page 134

Em
Weave - Mocha

Mocha



**M8501**

Nesting Dining Chair
28.5"W 25.5"D 33.75"H 17"SH 24.75"AH
Weight: 16

M1893P

Optional Premium Seat Pad

**M8536-CT**

36" Square Chat Table
36"W 36"D 18"H
Weight: 22

**M8524SQ**

24" Square End Table
24"W 24"D 18.75"H
Weight: 13

**M8536-RST**

36" Round Café Dining Table
with umbrella hole
36"W 36"D 28"H
Weight: 20

**M8536-SST**

36" Square Café Dining Table
with umbrella hole
36"W 36"D 28"H
Weight: 24

**M8548-SST**

48" Square Dining Table
with umbrella hole
48"W 48"D 28"H
Weight: 35

**M8518RD**

18" Round Side Table
18"W 18"D 18"H
Weight: 7

**M8509P**

Chaise Lounge with pad
40.5"W 97"D 40"H 16.75"SH
Weight: 70

**M1893P**

Optional Dining Chair
Seat Pad
20"W 19"D 1.75"H
Weight: 1.1



Em is woven with real rope weave material made from polypropylene yarns. The material has excellent UV and weather resistant qualities and easy to clean with mild soap and warm water.

**M1917**

Optional Chaise Lounge
Head Pillow
28"W 9"D 5"H
Weight: 2.2

- Transitional design
- Aluminum framework
- Tables have acrylic underneath weave for support
- Flat rope weave material similar to rappelling rope

- Only available in mocha weave, shown
- Premium cushions and pads
- Premium cushion features page 195
- Cushion and pad fabrics selections pages 196-211

Em

Weave - Mocha Fabric - 2252, 2253



Em

Weave - Mocha Fabric - 2253, 5422



M8502P
Lounge Chair w/cushion
41"W 38"D 32.5"H 17.75"SH 27.5"AH
Weight: 47



M8522P
2-Seat Loveseat w/cushion
65"W 38"D 32.5"H 17.75"SH 27.5"AH
Weight: 68



M8503P
3-seat Sofa w/cushion
91"W 38"D 32.5"H 17.75"SH 27.5"AH
Weight: 84.5

- Transitional design
- Aluminum framework
- Tables have acrylic underneath weave for support
- Flat rope weave material similar to rappelling rope

- Only available in mocha weave, shown
- Premium cushions and pads
- Premium cushion features page 195
- Cushion and pad fabrics selections pages 196-211



Rosewood

Nexus

Weave - Rosewood Fabric - 5404



Select Nexus products are also available in Driftwood weave color. (pages 41-45)
Dining chair seat pads and head pillows sold separately.



M77001

Stacking Dining Chair with Arms
24.5"W 25"D 34"H 17"SH 25"AH
Weight: 14

M1701 Seat pad sold separately.
M1701P Premium Seat pad sold separately.



M77093

Bar Stool with Arms
24"W 20.5"D 39"H 27"SH 35"AH
Weight: 17

M1701 Seat pad sold separately.
M1701P Premium Seat pad sold separately.



M77094

Backless Bar Stool
21"W 18"D 27"H
Weight: 13

M1970 Seat pad sold separately.
M1970P Premium Seat pad sold separately.



M77093B

Balcony Height Stool with Arms
24"W 21"D 34.5"H 23"SH 31"AH
Weight: 16.5

M1701 Seat pad sold separately.
M1701P Premium Seat pad sold separately.



M77094B

Backless Balcony Stool
21"W 18.5"D 23"H
Weight: 10.5

M1970 Seat pad sold separately.
M1970P Premium Seat pad sold separately.



M77036BSQU

36" Square Balcony Height Table With Hole
36"W 36"D 35"H
Weight: 32



M77048SQU

Square Dining Table With Hole
48"W 48"D 28"H
Weight: 34




M77036SQU

Square Dining Table With Hole
36"W 36"D 28"H
Weight: 30



M77036HSQU

Bar Table With Hole
36"W 36"D 39"H
Weight: 33



Acrylic underlayment on table top prior to weaving. Adds support to weave. Applies to all tables.

- Transitional design
- Select pieces available in Driftwood weave (pages 39-43)
- Proprietary polyethylene weave material with UV stabilizers
- Hand woven over painted, tubular aluminum frame
- Acrylic underneath all table tops for support of weave

- Seat cushions include Velcro ties that affix to eyelets built into frame
- Nylon foot glides protect furniture and floor surface
- Premium cushion features page 195
- Cushion and pad fabrics selections pages 196-211



Select Nexus products are also available in Driftwood weave color. (pages 41-45)



M77032
Corner Chair
35"W 35"D 31"H 17.5"SH
Weight: 40
M77032P
with Premium cushion



M77004
Lounge Chair
34.5"W 34.75"D 31"H 17.5"SH 27.5"AH
Weight: 44
M77004P
with Premium cushion



M77002
Armless Single Chair
27"W 35"D 31"H 17.5"SH
Weight: 28
M77002P
with Premium cushion



Another great modular collection from Texacraft. Shape it to fit the space and enjoy the relaxing comfort of this very popular collection. The beautiful hue of Nexus' Rosewood Weave color will coordinate with any environment and any fabric selection. Apply the special frame clips to hold everything in place.

Weave - Rosewood Fabric - 902
Throw pillows sold separately



M77018SQ
Square Side Table
18.5"W 18.5"D 19"H
Weight: 4.2



M77030SQ
Coffee Table
30"W 30.25"D 17.5"H
Weight: 27



M77024SQ
End Table
24"W 24"D 17.5"H
Weight: 21



M77008
Ottoman
27"W 27"D 17.5"H
Weight: 19
M77008P
with Premium cushion



M77022
Armless Two Seat
53"W 35"D 31"H 17.5"SH
Weight: 56
M77022P
with Premium cushions



M77009
Stack Chaise Lounge
30.5"W 92.75"D 42.5"H 14.5"SH
Weight: 47
M1709 Chaise pad sold separately.
M1709P Premium chaise pad sold separately
M1710 Chaise pillow sold separately.



M77069
Double Chaise Lounge
60.5"W 92.5"D 42.5"H 14.5"SH
Weight: 94
Ships with (2) **M77009** chaises,
(2) **M1709** chaise pads and (3) special clips
to securely join the chaises together.
M77069P same as above with Premium Chaise pads

Nexus

Weave - Rosewood Fabric - 5404
Throw Pillows Sold Separately.





M77086
Side Table/Stool
20"W 20"D 17.5"H
Weight: 10
Available in additional bright weave colors.
See previous page.



Side table converts to stool
Shown with optional pad - **M1971**
M1971 Pad sold separately.
M1971P Premium Pad sold separately



M77081
Barrel Chair with Seat Pad
36.5"W 36.5"D 30"H 17"SH
Weight: 28
M77081P
with Premium Seat pad



M77003
3 Seat Sofa
86"W 35"D 31.5"H 17.5"SH 27.5"AH
Weight: 75
M77003P with Premium cushions



M77022A
Loveseat
60"W 35"D 31.5"H 17.5"SH 27.5"AH
Weight: 64
M77022AP with Premium cushions



M77062R
Grande Lounger
60"W 35"D 31.5"H 17.5"SH 27.5"AH
Weight: 64
M77062P with Premium cushion



M77068R
Grande Lounger Ottoman
52"W 35"D 17.5"SH
Weight: 40
M77068RP
with Premium cushion



M77082
Ultra Lounge Without Canopy
66"W 35"D 34.5"H 17.5"SH
Weight: 51
M77082P
with Premium cushion



M77088
Ultra Ottoman
57.5"W 28"D 17.5"SH
Weight: 36
M77088P with Premium cushion



M77085*
Ultra Lounge with Canopy
66"W 35"D 36.5"H Closed 63"H Open 17.5"SH
Weight: 62
M77085P* with Premium cushion
Canopy should not be opened in windy conditions.



M77040
Waste Receptacle
26"W 26"D 40.5"H
Weight: 40
One-sided opening.
32 gallon liner included.



M77041
Towel Rack
24.25"W 24.25"D 40.75"H
Weight: 46.5



M77030
Quarter Circle Without Back
98"W 34"D 17.5"H
Weight: 44

M77030P
with Premium cushions



M77033
Quarter Circle With Back
98"W 34"D 32"H 17.5"SH
Weight: 74

M77033P
with Premium cushions



M77036
Round Table
30"W 30"D 17"H
Weight: 16



M77038
Quarter Ottoman
34"W 34"D 17.5"H
Weight: 23
M77038P with Premium cushion

Nexus

Weave - Driftwood Fabric - 5404
Throw Pillows Sold Separately.



Also available in Rosewood weave color. (pages 34-40)



M77024SQD
End Table
24"W 24"D 17.5"H
Weight: 21



M77030SQD
Coffee Table
30"W 30"D 17.5"H
Weight: 27



M77018SQD
Square Side Table
18.5"W 18.5"D 19"H
Weight: 4.2



M77002D
Armless Single Chair
27"W 35"D 31"H 17.5"SH
Weight: 28
M77002DP
with Premium cushion



M77022D
Armless Two Seat
53"W 35"D 31"H 17.5"SH
Weight: 60
M77022DP
with Premium cushions



M77032D
Corner Chair
35"W 35"D 31"H 17.5"SH
Weight: 40
M77032DP
with Premium cushion



M77022AD
Love Seat
60"W 35"D 31.5"H 17.5"SH 27.5"AH
Weight: 66
M77022ADP
with Premium cushions



M77003D
Three Seat Sofa
86"W 35"D 31.5"H 17.5"SH 27.5"AH
Weight: 75
M77003DP
with Premium cushions



M77062D
Grande Lounger
60"W 35"D 31.5"H 17.5"SH 27.5"AH
Weight: 66
M77062DP
with Premium cushion



M77068D
Grand Lounger Ottoman
52"W 35"D 17.5"SH
Weight: 40
M77068DP
with Premium cushion



M77004D
Lounge Chair
34.5"W 34.75"D 31"H
17.5"SH 27.5"AH
Weight: 44
M77004DP
with Premium cushion



M77008D
Ottoman
27"W 27"D 17.5"SH
Weight: 19
M77008DP
with Premium cushion



M77081D
Barrel Chair
36.5"W 36.5"D 30"H
17.5"SH
Weight: 28
M77081DP
with Premium cushion



Side table
converts to
stool with
optional pad

M77086D
Side Table/Stool
20"W 20"D 17.5"H
Weight: 10
Available in additional
Bright weave colors. (page 26)
M1971 Pad sold separately.
M1971P Premium Pad sold separately



M77009D
Stack Chaise Lounge
30.5"W 92.75"D 42.5"H 14.5"SH
Weight: 47
M1709 Chaise pad sold separately.
M1709P Premium Chaise pad
sold separately.
M1710 Chaise pillow sold separately.



M77069D
Double Chaise Lounge
60.5"W 92.5"D 42.5"H 14.5"SH
Weight: 94
Ships with (2) **M77009D** chaises,
(2) **M1709** chaise pads and (3) special clips to securely join
the chaises together.
M77069DP same as above with Premium Chaise pads



M77041D
Towel Rack
24.25"W 24.25"D 40.75"H
Weight: 46.5



M77040D
Waste Receptacle
26"W 26"D 40.5"H
Weight: 36



M77082D
Ultra Lounger
Without Canopy
66"W 35"D 34.5"H 17.5"SH
Weight: 51
M77082DP
with Premium cushion



M77085D*
Ultra Lounge with Canopy
66"W 35"D 36.5"H (Closed)
63"H (Open) 17.5"SH
Weight: 62
M77085DP
with Premium cushion



M77088D
Ultra Lounger Ottoman
57.5"W 28"D 17.5"SH
Weight: 36
M77088DP
with Premium cushion

*Canopy only available in Sunbrella® fabric **5404 Canvas Natural**.

Nexus

Weave - Driftwood





M77001D
Stack Dining Chair with Arms
24.5"W 25"D 34"H 17"SH 25"AH
Weight: 14

M1701 Seat pad sold separately.
M1701P Premium Seat pad sold separately.



M77093D
Bar Stool with Arms
24"W 20.5"D 39"H 27"SH 35"AH
Weight: 17

M1701 Seat pad sold separately.
M1701P Premium Seat pad sold separately.



M77094D
Backless Bar Stool
21"W 18.5"D 27"H
Weight: 13

M1970 Seat pad sold separately.
M1970P Premium Seat pad sold separately.



M77093BD
Balcony Height Stool with Back
24"W 21"D 34.5"H 23"SH 31"AH
Weight: 16.5

M1701 Seat pad sold separately.
M1701P Premium Seat pad sold separately.



M77094BD
Backless Balcony Height Stool
21"W 18.5"D 23"H
Weight: 10.5

M1970 Seat pad sold separately.
M1970P Premium Seat pad sold separately.



M77036HSQUD
36" Bar Table with Hole
36"W 36"D 39"H
Weight: 33



M77036BSQUD
36" Sq. Balcony Height Table with Hole
36"W 36"D 35"H
Weight: 32



M77048SQUD
48" Sq. Dining Table with Hole
48"W 48"D 28"H
Weight: 34



M77036SQUD
36" Sq. Dining Table with Hole
36"W 36"D 28"H
Weight: 30

Cœur d'Alene

Finish - Bronze Weave - Oyster Fabric - 485



Designed by John Caldwell

! IMPORTANT ORDERING INFORMATION

Note: Bench and Garden Stool cushions are sold separately and are only available in solid and/or textured fabrics. **Not** available with pattern/prints or striped fabrics.

M1867/M1867P Chair cushion sets are sold separately and are available in all fabrics.



M74001AC shown with optional seat and back cushion set.

M1867 and **M1867P** Seat and back cushion set sold separately.

Also available: M1865 and **M1865P** Seat cushion **ONLY** sold separately.



M74014AC
Bar Stool with Arms
23.5"W 23.5"D 43.5"H 30.5"SH 38"AH
Weight: 26



M74014C
Armless Bar Stool
23.5"W 23.5"D 43.5"H 30"SH
Weight: 24



M74014BAC
Balcony Stool with Arms
23.5"W 23.5"D 40"H 27.5"SH 34.5"AH
Weight: 25



M74014BC
Armless Balcony Stool
23.5"W 23.5"D 40"H 27.5"SH
Weight: 24



M74001AC
Dining Chair with Arms
23.5"W 23.5"D 31.5"H 17.5"SH 25"AH
Weight: 23



M74001C
Armless Side Chair
23.5"W 23.5"D 31.5"H 17.5"SH
Weight: 20



M74065C
5' Bench
60"W 19"D 18"H
Weight: 31

M1870 Two seat pads sold separately.

M1870P Premium Two seat pads sold separately.



M74061C
Garden Stool
23"W 19"D 18"H
Weight: 24

M1869 Seat pad sold separately.

M1869P Premium seat pad sold separately.



M77040D
Waste Receptacle
26"W 26"D 40.5"H
Weight: 36
One-sided opening.
32 gallon liner included.
In coordinating weave color Driftwood.

- Contemporary design
- Table tops are stamped aluminum
- Frame created from extruded aluminum
- Available in all frame finishes

- Separate seat and back pads held secure in frame with ties to eyelets
- Seat and back pads are sold separately
- Premium cushion features page 195
- Cushion and pad fabrics selections pages 196-211

Coeur d'Alene

Finish - Bronze Weave - Oyster Fabric - 485

Oyster Weave



Designed by John Caldwell

! IMPORTANT ORDERING INFORMATION

Coeur d'Alene should be ordered with only solid or textured fabrics.
Fabrics with stripes or prints are not recommended on modular collections.



M74002C
Armless Lounge Chair
32.5"W 32.5"D 32.5"H 18"SH
Weight: 44

M74002P
with Premium cushion



M74035C
Left or Right End Chair
32.5"W 32.5"D 32.5"H 18"SH
Weight: 52
Left shown. For right, switch arm
and back cushions.

M74035P
with Premium cushion



M74032C
Square Corner Chair
32.5"W 32.5"D 32.5"H 18"SH
Weight: 51

M74032P
with Premium cushion



M74033C
Circular Corner Chair
32.5"W 32.5"D 32.5"H 18"SH
Weight: 52

M74033P
with Premium cushion



M74004C
Arm Lounge Chair
36.5"W 32.5"D 32.5"H 18"SH 26.5"AH
Weight: 63

M74004P
with Premium cushion



M74008C
Square Ottoman
32.5"W 32.5"D 18.5"H
Weight: 34

M74008P
with Premium cushion



M74038C
Circular Ottoman
32.5"W 32.5"D 18.5"H
Weight: 34

M74038P
with Premium cushion



M74007C
Cocktail Table with Stamped Top
32.5"W 32.5"D 18"H
Weight: 45



M74006C
End Table with Stamped Top
24"W 24"D 19.5"H
Weight: 29

- Contemporary design
- Modular aspect allows configurations for any setting
- Furniture components held together with two nylon clips
- Nylon clips keep furniture from moving front/back and side/side
- Frame created from extruded aluminum

- Cushions lock into frame without the need of ties
- Table tops are stamped aluminum
- Available in all frame finishes page 193
- Premium cushion features page 195
- Cushion and pad fabrics selections pages 196-211

Coeur D'Alene

Finish - Patina Weave - Oyster Fabric - 170
Throw Pillows Sold Separately.



Designed by John Caldwell

Oyster Weave



Having the look and feel of real wicker, this proprietary weave creation was the result of dedicated time and effort. The material is a mix of polyethylene and UV inhibitors with no acrylic additives. Both the texture and coloration are achieved from the hands of an extrusion artist who intuitively adds the correct amount of pigment to the weave during precise temperature intervals in the production process. The weave coloration is infused throughout the core of the weave. The result is a beautiful, natural weathered weave material. All pieces of Coeur d'Alene are hand woven, strand by strand, by highly skilled artists. One chair can take more than a day to weave.

**M74022C**

Loveseat

64.5"W 33"D 30.5"H 18.5"SH 27"AH

Weight: 86

M74022P

with Premium cushions

**M74003C**

Sofa

95.5"W 33"D 30.5"H 18.5"SH 27"AH

Weight: 115

M74003P

with Premium cushions

**M74067C**

Rectangular Coffee Table with Stamped Top

40.5"W 25.5"D 18"H

Weight: 29

**M74050C**

Console Table

64.5"W 15.5"D 26.5"H

Weight: 47

- Contemporary design
- Coordinates with Coeur d'Alene modular furniture
- Sofa and love seat are not modular in design
- Frame created from extruded aluminum
- Cushions lock into frame without the need of ties
- Table tops are stamped aluminum
- Console top and shelves include fiberglass under weave for support
- Available in all frame finishes page 193
- Premium cushion features page 195
- Cushion and pad fabrics selections pages 196-211



Beachwood

Alon

Finish - Copper Weave - Beachwood



Designed by John Caldwell



M81001
Dining Chair
26"W 28.5"D 35.5"H 18.5"SH 24.5"AH
Weight: 18.5

M1881P Premium Seat pad
sold separately.
M10011P Premium Chair pad
sold separately.



M81002
Lounge Chair
32"W 30"D 33.25"H 16.5"SH 23.25"AH
Weight: 22

M1882P Premium Seat pad
sold separately.
M10012P Premium Chair pad
sold separately.



M81008
Ottoman
24.25"W 21.5"D 15.5"H
Weight: 11.5

M1888P Premium Ottoman pad
sold separately.



M81007
Nesting Spa Chair
28.5"W 24"D 27.75"H 11"SH 16.5"AH
Weight: 16.5

M1881P Premium Seat pad
sold separately.
M10011P Premium Chair pad
sold separately.



M81009
Chaise Lounge w/Arms
34"W 82.5"D 47.75"H 16.5"SH 21"AH
Weight: 48.5

M10009P Premium Chaise pad
sold separately.



M81014
Bar Stool
26"W 28.5"D 45.75"H 29"SH 35"AH
Weight: 22

M81014B
Balcony Stool
26"W 28.5"D 40.75"H 23.75"SH 28.75"AH
Weight: 21

M1881P Premium Seat pad
sold separately.
M10011P Premium Chair pad
sold separately.



M81022
Loveseat
59.25"W 30"D 33.25"H 16.5"SH 23.25"AH
Weight: 38

M1882P Premium Seat pad
sold separately.
M10012P Premium Chair pad
sold separately.



M81003
Sofa
86"W 30"D 33.25"H 16"SH 23.25"AH
Weight: 54

M1882P Premium Seat pad
sold separately.
M10012P Premium Chair pad
sold separately.



M81086
Drum Table with stamped
aluminum top
18"W 18"D 18"H
Weight: 11.5

- Transitional, rustic design style
- Frame is aluminum extrusion
- Available in frame finishes page 193

- Weave is textural and multi-colored for natural appearance
- Optional chair and seat pads are available only in Premium construction
- Premium cushion features page 195



Slate

Lantana

Weave - Slate



Designed by John Caldwell



M75001
Nesting Dining Chair
25.5"W 26.5"D 34"H 17.5"SH 23.5"AH
Weight: 20

M1945 Seat pad sold separately.

M1945P Premium Seat pad sold separately.

M1946 Back pad sold separately.



M75014
Bar Stool
22"W 28"D 45.5"H 30"SH 35.5"AH
Weight: 25

M1945 Seat pad sold separately.

M1945P Premium Seat pad sold separately.

M1946 Back pad sold separately.



M75014B
Balcony Stool
22"W 28"D 40.5"H 25"SH 30.5"AH
Weight: 24

M1945 Seat pad sold separately.

M1945P Premium Seat pad sold separately.

M1946 Back pad sold separately.



M75048RD
48" Round Dining Table
48"W 48"D 29"H
Weight: 31



M75042SQ
42" Square Dining Table
42"W 42"D 29"H
Weight: 31



M75036HSQ
36" Square Bar Table
36"W 36"D 39"H
Weight: 27



M75036HRD
36" Round Bar Table
36"W 36"D 39"H
Weight: 24



M75036BSQ
36" Square Balcony Table
36"W 36"D 34"H
Weight: 27



M75036BRD
36" Round Balcony Table
36"W 36"D 34"H
Weight: 24

Dining tables require assembly of top to base. Compatible umbrella bases for these tables are M9850 or M9851.

- Contemporary design
- Frame created from extruded aluminum
- Dining chairs nest for convenient storage
- All tables have umbrella holes
- Fiberglass underneath table top weave for support

- Dining tables have adjustable feet
- Cushions secure to frame
- Premium cushion features page 195
- Cushion and pad fabrics selections pages 196-211

Lantana

Slate

Designed by John Caldwell

Throw Pillows Sold Separately

This collection is MODULAR and can be arranged in any configuration to fit your outdoor space. Visit our website to see some ideas. The possibilities are unlimited!



M75009

Nesting Chaise Lounge
33"W 80.5"D 47"H 18"SH 23.5"AH
Weight: 50

M1948 Chaise pad sold separately.

M1948P Premium Chaise pad sold separately

M1966 Chaise head pillow sold separately.



M75016SQ

Stackable Side Table
16"W 16"D 18.5"H
Weight: 7



M75062 / M75068

Grande Lounger and Grande Ottoman
66"W 36"D 30"H 18"SH 21.5"AH Weight: 61
60.5"W 29"D 11.5"H 18.5"SH Weight: 31

M75062P / M75068P
with Premium cushion

! IMPORTANT ORDERING INFORMATION

Lantana Modular items should only be ordered with solid or textured fabrics. Fabrics with stripes or prints are not recommended on modular collections. See page 191 for premium cushion / pad features.

**M75004**

Lounge Chair

36.5"W 34"D 33.5"H 18"SH 24.5"AH

Weight: 33

M75004P

with Premium cushion

**M75003**

Sofa

84"W 34"D 33.5"H 18.5"SH 24.5"AH

Weight: 70

M75003P

with Premium cushions

**M75022**

Loveseat

60.5"W 34"D 33.5"H 18"SH 24.5"AH

Weight: 66

M75022P

with Premium cushions

**M75035R**

Arm Chair - Right

34.5"W 34"D 33.5"H 18"SH 24.5"AH

Weight: 33

M75035RP

with Premium cushion

**M75002**

Armless Chair

28.5"W 34"D 33.5"H 18"SH

Weight: 29

M75002P

with Premium cushion

**M75035L**

Arm Chair - Left

34.5"W 34"D 33.5"H 18"SH 24.5"AH

Weight: 33

M75035LP

with Premium cushion

**M75032**

Corner Chair - Square

34"W 34"D 33.5"H 18"SH

Weight: 35

M75032P

with Premium cushion

**M75008**


Ottoman

29"W 23.5"D 15.5"H 18"SH

Weight: 16

M75008P

with Premium cushion

**M75007**

Coffee Table

35"W 35"D 18"H


Weight: 33

**M75066**

Occasional Table

22.5"W 22"D 18"H

Weight: 20

**M75006**

Side Table

27"W 22"D 18"H

Weight: 31

**M75050**

Console Table

52"W 15.5"D 25"H

Weight: 34

Southern Cay Woven

Finish - Patina Weave - Oyster

Oyster Weave



Designed by John Caldwell



M76001
Dining Chair
27.5"W 26.5"D 35.5"H 19"SH 24.75"AH
Weight: 25



M76014
Bar Stool
27.5"W 26.5"D 46.5"H 28.5"SH 35"AH
Weight: 28



M76014B
Balcony Height Stool
27.5"W 26.5"D 41.5"H 23.5"SH 30"AH
Weight: 27



M76009A
Chaise Lounge
29.5"W 81.5"D 47"H 17"SH 23"AH
Weight: 49



M76006
Sand Chair
26"W 31"D 29"H 12"SH 18.25"AH
Weight: 20



M76009
Armless Stack Chaise
26.5"W 81.5"D 47"H 17"SH
Weight: 44



M76008
Ottoman
25.5"W 22"D 17"H
Weight: 13

- Contemporary design
- Created from heavy-walled elliptical aluminum extrusion
- Nylon foot glides protect furniture and floor surface

- Woven bucket fully woven front and back
- Available in all frame finishes page 193

Era Modular

Finish - Silver Fabric - 5424



Designed by John Caldwell

❗ IMPORTANT ORDERING INFORMATION

Era Modular should be ordered with only solid or textured fabrics.
Fabrics with stripes or prints are not recommended on modular collections.

**M58002**

Armless Straight Chair
32"W 32.75"D 32.75"H 17"SH
Weight: 60.5

**M58004**

Lounge Chair
39.5"W 32.75"D 32.75"H 17"SH 22.5"AH
Weight: 96.25

**M58008**

Square Modular Ottoman
32"W 32"D 16.5"H
Weight: 39.75

**M58032**

Square Corner Chair
32.75"W 32.75"D 32.75"H 17"SH
Weight: 81.25

**M58035L**

Modular Left Arm Chair
37.25"W 32.75"D 32.75"H
17"SH 22.5"AH
Weight: 82

**M58035R**

Modular Right Arm Chair
37.25"W 32.75"D 32.75"H
17"SH 22.5"AH
Weight: 82

**M58033**

Curved Corner Chair
32.75"W 32.75"D 32.75"H 17"SH
Weight: 55.5

Not available with sling fabric.
Consult sales representative for
more information.

**M58038**

Curved Ottoman
32"W 32"D 17.675"H
Weight: 35

**M58028**

Rectangular Ottoman
22"W 30"D 17.675"H
Weight: 35

**M1331**

Optional One Piece
Wedge Pillow
Shown with M58035R
and M58002

- Contemporary design style
- Extra wide aluminum extrusion framing
- Extra thick premium seat cushions
- Available in all frame finishes (page 193)
- Modular components provide endless configurations

- Heavy weight frames are a good choice for windy environments
- Era only available with premium cushions.
- Premium cushion features page 195
- Cushion and pad fabrics selections pages 196-211
- Optional wedge pillow sold separately

Era Modular

Finish - Silver Fabric - 5438, 5165



Designed by John Caldwell



M1331 One Piece Wedge Pillow
24"W x 2.5" (top) X 4" (bottom) D x 10.5"H
Fits M58002, M58004,
M58035L, M58035R
Weight: 1.1



M1352 Two Piece Wedge Pillow Set
M1332 Back Right Wedge Pillow
20"W x 2.5" (top) X 4" (bottom) D x 10.5"H
M1333 Back Left Wedge Pillow
24"W x 2.5" (top) X 4" (bottom) D x 10.5"H
Fits M58032
Weight: 2.2 (set)



M1334 One Piece Curved
Wedge Pillow
29.5"W x 2.5" (top) X 4" (bottom) D x 10.5"H
Fits M58033
Weight: 1.5



M1546
Chaise Pillow for M58009
26"W 5"D 10"H
Weight: 1.8



M58009
Standard Chaise Lounge
26"W 84"D 41.5"H 14.75"SH
Weight: 80.75



M1547
Chaise Pillow for M58069
37.5"W 5"D 10"H
Weight: 2.4



M58069
Chaise Lounge XL
38"W 84"D 41.5"H 14.75"SH
Weight: 92.25



M58007
Square Cocktail Table
with stamped aluminum top
32"W 32"D 19"H
Weight: 40.25



M58020RS
Round Occasional Stacking Table
with stamped aluminum top
21"W 21"D 19"H
Weight: 16



M58021SQ
21" Square Side Table
with stamped aluminum top
21"W 21"D 18.625"H
Weight: 26



M58037
Quarter End Table
with stamped aluminum top
32"W 32"D 19"H
Weight: 35.25



M58039
Half Oval End Table
with stamped aluminum top
32"W 32"D 19"H
Weight: 34.5



M58075
Console Table
with stamped aluminum top
58"W 15"D 24"H
Weight: 41

Southern Cay Modular

Finish - Antigua Fabric - 5416



This collection is MODULAR and can be arranged in any configuration to fit your outdoor space. Visit our website to see some ideas. The possibilities are unlimited. Pillows sold separately.


Designed by John Caldwell



Circular Chaise Bed



Round Bed



The Southern Cay frame is created from a heavy duty, low profile elliptical extrusion.

! IMPORTANT ORDERING INFORMATION

Southern Cay Modular should be ordered with only solid or textured fabrics. Fabrics with stripes or prints are not recommended on modular collections.

Design Patents D698,170; D698,169; D698,174; D698,173



M35002
Single Chair
35"W 35"D 28"H 16"SH
Weight: 30

M35002P
with Premium cushion



M35004
Lounge Chair
35"W 33"D 28"H 16"SH 25.25"AH
Weight: 33

M35004P
with Premium cushion



M35022
Double Chair
70"W 35"D 28"H 16"SH
Weight: 47

M35022P
with Premium cushions



M35032
Square Corner Chair
35"W 35"D 28"H 16"SH
Weight: 34

M35032P
with Premium cushion



M35033
Circular Corner Chair
35"W 35"D 28"H 16"SH
Weight: 26

M35033P
with Premium cushion
Not available with sling fabric. Consult sales representative for more information.



M35034
Quarter Circle (inside circle)
98.5"W 35"D 28"H 16"SH
Weight: 91

M35034P
with Premium cushion
Not available with sling fabric. Consult sales representative for more information.



M35038
Circular Ottoman
35"W 35"D 16"H
Weight: 20

M35038P
with Premium cushion



M35008
Square Ottoman
35"W 35"D 16"H
Weight: 20

M35008P
with Premium cushion



M35007
Coffee Table
Stamped Aluminum Top
35"W 35"D 14.5"H
Weight: 33



M35006
Occasional Table, Stacking
Stamped Aluminum Top
21"W 21"D 19"H
Weight: 9

- Contemporary design
- Created from heavy-walled elliptical aluminum extrusion
- Ergonomic shaped back cushion for added comfort
- Aluminum strap cushion seat substructure
- Nylon foot glides protect furniture and floor surface

- All modular pieces affix with specially designed "U" clip
- Deep seating cushions are made from fiber wrapped foam
- Available in all frame finishes page 193
- Premium cushion features page 195
- Cushion and pad fabrics selections pages 196-211

Southern Cay Cushion

Finish - Silver Fabric - 500, 5416
Throw pillows sold separately



Designed by John Caldwell

Southern Cay Cushion



M36001
Dining Chair
27.5"W 32.5"D 37"H 19.5"SH 24.75"AH
Weight: 28

M36001P
with Premium cushion



M36002
Lounge Chair
30.5"W 32.5"D 35.5"H 18.5"SH 23.75"AH
Weight: 29

M36002P
with Premium cushion



M36008
Ottoman
28"W 23.5"D 18"H
Weight: 15

M36008P
with Premium cushion



M36009
Chaise Lounge
24.25"W 85.5"D 51"H 19.25"SH 23"AH
Weight: 54

M36009P
with Premium cushion



M36003
Sofa
78.5"W 32.5"D 35.5"H 21"SH 23.75"AH
Weight: 60

M36003P
with Premium cushions



M36022
Loveseat
54.5"W 32.5"D 35.5"H 21"SH 23.75"AH
Weight: 42

M36022P
with Premium cushions

Southern Cay fire pits are available in Black, Bronze, Antigua and Silver.
These colors are perfect complements with Texacraft's own finishes.

Shown with optional round glass windscreen
FP010-GLASS sold separately



M35PITSLV
Southern Cay Fire Table - Silver
44.125"W 44.125"D 26.25"H
Weight: 133 lbs. (with glass rock)
Weight: 92 lbs. (without glass rock)



Easy access door with
slide out tank tray

FP010-GLASS
Fire Table Glass Windscreen
(4 pieces)



M35PITBKN
Southern Cay Fire Table - Black
M35PITBRZ
Southern Cay Fire Table - Bronze
M35PITN4
Southern Cay Fire Table - Antigua



Burner cover stores
conveniently on the side
when not in use

- Operates with standard 20 lb. LP gas tank (not included)
- Tank hides neatly inside the base
- Tank sits on a wheel tray for easy access
- Door has a magnetic closure
- Generates 55K BTU

- Optional Glass Windscreen Sold Separately
- Burner cover converts to usable tabletop
- Includes Glass Rock
- Burner cover stores neatly away on hook on outside of base

Vibe Modular

Finish - Java Fabric - 5404



! IMPORTANT ORDERING INFORMATION

Vibe Modular items should only be ordered with solid or textured fabrics.
Fabrics with stripes or prints are not recommended on modular collections.
Arms/Surround **ONLY AVAILABLE** in Natural Teak color as shown.



M32002
Armless Chair
26"W 31"D 31.5"H 20.5"SH
Weight: 28
M32002P
with Premium cushion



M32032L
Square Corner Chair - Left
32"W 31"D 32.5"H 20.5"SH 31.5"AH
Weight: 38
M32032LP
with Premium cushion



M32032R
Square Corner Chair - Right
32"W 31"D 32.5"H 20.5"SH 31.5"AH
Weight: 38
M32032RP
with Premium cushion



M32035R
Square End Chair - Right
32"W 31"D 32.5"H 20.5"SH 31.5"AH
Weight: 36
M32035RP
with Premium cushion



M32035L
Square End Chair - Left
32"W 31"D 32.5"H 20.5"SH 31.5"AH
Weight: 36
M32035LP
with Premium cushion



M32022
Loveseat
63.5"W 31"D 32.5"H 20.5"SH 31.5"AH
Weight: 73
M32022P
with Premium cushions



M32003
Sofa
90"W 31"D 32.5"H 20.5"SH 31.5"AH
Weight: 99
M32003P
with Premium cushions

Vibe arms/surround have the look of natural teak and is a product made from recycled milk jugs, detergent bottles, etc. Refer to page 116 for more information on our Texawood product.

- Mid-century modern inspired design
- Pieces are modular and affix to one another with nylon clips
- Arms made from TexaWood- created from recycled plastics
- Arms only available in Texawood Teak color (shown)
- Frames are aluminum extrusion

- Chair side panels created from 3/16" stamped aluminum sheets
- Back cushion is ergonomically formed for comfort
- Premium cushion features page 195
- Cushion and pad fabrics selections pages 196-211
- Available in all frame finishes page 193

Vibe Modular

Finish - Java Fabric - 5404



These tops and side frames are created from 3/16" solid aluminum sheets.
Arms/Surround **ONLY AVAILABLE** in Natural Teak color as shown



M32007
Square Table
27"W 27"D 17"H
Weight: 24



M32006
End Table
16"W 16"D 18.5"H
Weight: 9



M32067
Rectangular Occasional Table
40"W 24"D 14.5"H
Weight: 27



M32009
Chaise Lounge with Wheels
31"W 78"D 38.5"H 19"SH 23"AH Weight: 53
M32009P
with Premium cushion



M32004
Lounge Chair
36.5"W 31"D 32.5"H 20.5"SH 31.5"AH
Weight: 54
M32004P with Premium cushion



M32008
Lounge Chair Ottoman
27.5"W 26.5"D 20.5"H Weight: 17
M32008P
with Premium cushion

Array Modular

Finish - Smooth White Fabric - 5404



Designed by John Caldwell



! IMPORTANT ORDERING INFORMATION

Array Modular should be ordered with only solid or textured fabrics. Fabrics with stripes or prints are not recommended on modular collections. **Note: Sling fabrics may not be used on seat cushions for M51052/52P and M31058/58P.**



***M31052**
Curved Double Segment
60"W 34"D 30.5"H 18"SH
Weight: 62

M31052P
with Premium cushion

***(4) M31052 create a complete
1/2 circle seating ensemble**



M31035L
Double Left Arm Segment
61.125"W 34"D 30.5"H 18"SH 30.5"AH
Weight: 72

M31035LP
with Premium cushions



M31035R
Double Right Arm Segment
61.125"W 34"D 30.5"H 18"SH 30.5"AH
Weight: 72

M31035RP
with Premium cushions



M31058
Circular Ottoman
60"W 34"D 18"H
Weight: 36

M31058P
with Premium cushion



M31008
Square Ottoman
34"W 34"D 18"H
Weight: 28

M31008P
with Premium cushion



M31038
Quarter Round Ottoman
34"W 34"D 18"H
Weight: 25

M31038P
with Premium cushion

- Mid-century modern inspired design
- Pieces are modular including tables
- Curved shaped pieces yield endless serpentine configurations
- Frames created from aluminum extrusions
- Table tops are created from 3/16" solid, stamped aluminum

- Back cushion is form fitted and ergonomically shaped
- Back cushions utilize Fast Track attachment/removal method
- Available in all frame finishes page 193
- Premium cushion features page 195
- Cushion fabric selections pages 196-211

Array Modular

Finish - Smooth White Fabric - 5404



Designed by John Caldwell

! IMPORTANT ORDERING INFORMATION

Array Modular should be ordered with only solid or textured fabrics.
Fabrics with stripes or prints are not recommended on modular collections.



M31004

Lounge Chair
38"W 31"D 33"H 18"SH 25"AH
Weight: 47

M31004P

with Premium cushion



M31002

Straight Armless Segment
28"W 34"D 30.5"H 18"SH
Weight: 39

M31002P

with Premium cushion



M31028

Lounge Chair Ottoman
27"W 20"D 18"H
Weight: 21

M31028P

with Premium cushion



M31033

Circular Corner Segment
34"W 34"D 30.5"H 18"SH
Weight: 42

M31033P

with Premium cushion

Note: Not available with sling fabric.
Contact sales representative for more information.



M31032

Square Corner Segment
34"W 34"D 30.5"H 18"SH
Weight: 47

M31032P

with Premium cushion



M31007

Square Cocktail Table
34"W 34"D 16.5"H
Weight: 33
Solid Surface Aluminum Top



M31067

Rectangular Occasional Table
34"W 16.5"D 16.5"H
Weight: 21
Solid Surface Aluminum Top



M31037

Quarter Round Table
34"W 34"D 16.5"H
Weight: 28
Solid Surface Aluminum Top



M31066

Small Occasional Table
22"W 16"D 21.5"H
Weight: 6
Solid Surface Aluminum Top

Structure

Finish - Smooth White Fabric - 5404
Lumbar Pillows Sold Separately.





M28002
Lounge Chair
30"W 32"D 37"H 20.5"SH 26"AH
Weight: 36.5

M28002P
with Premium cushion



M28008
Lounge Ottoman
30"W 25.5"D 19"H
Weight: 24

M28008P
with Premium cushion



M28003
Sofa
79"W 32"D 37"H 20.5"SH 26"AH
Weight: 76.5

M28003P
with Premium cushions



M28022
Loveseat
54.5"W 32"D 37"H 20.5"SH 26"AH
Weight: 57.5

M28022P
with Premium cushions



M28009
Chaise Lounge with Wheels
34"W 80.5"D 45"H 23"AH 18"SH
Weight: 65

M28009P
with Premium cushion



The Structure Collection is created from a robust, multi-dimensional extrusion. Wide surface provides comfortable arm support.

- Contemporary style
- Extra wide, dimensional extrusion
- Aluminum slat back cushion support
- Nylon foot glides protect feet and surface

- Available in all frame finishes page 193
- Premium cushion features page 195
- Cushion fabric selections pages 196-211

Meza Aluminum Slat

Finish - Antigua
Shown With Optional Seat Pad M1845





M5601A

Nesting Dining Chair Aluminum Slat Seat with Arms
26.5"W 24.25"D 33.25"H 18.75"SH 24.75"AH
Weight: 24

M1845 Seat pad sold separately.

M1845P Premium Seat pad sold separately.



M5601

Nesting Dining Chair Aluminum Slat Seat Armless
22.5"W 24.25"D 33.25"H 18.75"SH
Weight: 23

M1845 Seat pad sold separately.

M1845P Premium Seat pad sold separately.



M5604

Nesting Lounge Chair Aluminum Slat
26.25"W 27"D 24.25"H 17"SH
22.5"AH
Weight: 24.25

M1845 Seat pad sold separately.

M1845P Premium Seat pad sold separately.



M5607

Nesting Spa Chair
26.5"W 27"D 26.5"H 11"SH 17"AH
Weight: 21.5

M1845 Seat pad sold separately.

M1845P Premium Seat pad sold separately.



M9630-BE

End Bench (Surface Mount)
30"W 18.5"D 18.5"H
Weight: 18

M1847 End Bench pad sold separately.

M1847P Premium End Bench pad

Only available in solid or textured fabrics. Not available in stripe or patterned fabrics.



M9665-BE

65" Side Bench (Surface Mount)
65"W 18.5"D 18.5"H
Weight: 31

M9675-BE

75" Side Bench (Surface Mount)
75"W 18.5"D 18.5"H
Weight: 35

M1846 Side Bench pad sold separately for M9665-BE.

M1846P Premium Side Bench pad for M9665-BE

M1848 Side Bench pad sold separately for M9675-BE.

M1848P Premium Side Bench pad for M9675-BE

Only available in solid or textured fabrics. Not available in stripe or patterned fabrics.

- Transitional design
- Perfectly suited for restaurant seating
- Created entirely from extruded aluminum
- Optional seat pads attach underneath with hidden Velcro
- Benches designed for surface mount or foot glides

- Chairs are available in aluminum slat or sling seat buckets
- Benches slightly dished for added comfort
- Available in all frame finishes page 193
- Premium Cushion Features page 195
- Regular and premium pad options pages 196-211
- Recommended tables page 132

Meza Aluminum Slat

Finish - Antigua





M5605

Bar Stool
26.5"W 27.5"D 45"H 29"SH 35"AH
Weight: 28

M1845 Seat pad sold separately.

M1845P Premium Seat pad sold separately.



M5605A

Armless Barstool
22.5"W 26.825"D 45"H 29"SH
Weight: 27

M1845 Seat pad sold separately.

M1845P Premium Seat pad sold separately.



M5694

Backless Bar Stool
18.125"W 17.25"D 29"H
Weight: 13

M1849 Seat pad sold separately.

M1849P Premium Seat pad sold separately.



M5605B

Balcony Stool
26.5"W 27.5"D 40"H 24"SH 30"AH
Weight: 27

M1845 Seat pad sold separately.

M1845P Premium Seat pad sold separately.



M5605BA

Armless Balcony Stool
22.5"W 26.125"D 40"H 24"SH
Weight: 26

M1845 Seat pad sold separately.

M1845P Premium Seat pad sold separately.



M5694B

Backless Balcony Stool
18.125"W 17.25"D 24"H
Weight: 12

M1849 Seat pad sold separately.

M1849P Premium Seat pad sold separately.



M9682-ST

82" x 42" Rectangular Dining Table with umbrella hole
82"W 42"D 29.25"H
Weight: 85

M9673-ST

73" x 42" Rectangular Dining Table with umbrella hole
73"W 42"D 29.25"H
Weight: 74.5



M9682-BST

82" x 42" Rectangular Balcony Table with umbrella hole
82"W 42"D 34.5"H
Weight: 86.5

M9673-BST

73" x 42" Rectangular Balcony Table with umbrella hole
73"W 42"D 34.5"H
Weight: 76



M9682-HST

82" x 42" Rectangular Bar Table with umbrella hole
82"W 42"D 39.5"H
Weight: 88

M9673-HST

73" x 42" Rectangular Bar Table with umbrella hole
73"W 42"D 39.5"H
Weight: 77.5

- Transitional design
- Perfectly suited for restaurant seating
- Created entirely from extruded aluminum
- Optional seat pads attach underneath with hidden Velcro
- Benches designed for surface mount or foot glides

- Chairs are available in aluminum slat or sling seat buckets
- Benches slightly dished for added comfort
- Frame available in all finishes page 193
- Regular and premium pad options page 196-211
- **Meza table offerings are on pages 132-134**

Concourse Sling

Finish - Antique Bisque Fabric - 607 Medium Beige



Designed by John Caldwell

Concourse Sling with Exclusive Flex Sling Fabric



M11001S shown with optional Dining Chair Seat Pad **M1974P** Sold separately.

M11001S Nesting Dining Chair
26"W 25.5"D 31.75"H 16.5"SH 21.5"AH
Weight: 16.5

M1974P
Optional Dining Seat Pad
20.5"W 18.75"D 2.5"H



M11002S
Lounge Chair
35.5"W 29.75"D 30.75"H 14.75"SH 20.75"AH
Weight: 21.5

M1975P
Optional Lounge Seat Pad
33.5"W 21"D 2.5"H



M11008S
Ottoman
31.25"W 24.25"D 13"SH
Weight: 9.5



M11007S
Nesting Spa Chair
25.5"W 25.5"D 27.25"H 12.25"SH 17.5"AH
Weight: 15.5

M1974P
Optional Dining Seat Pad
20.5"W 18.75"D 2.5"H



M11022S
Loveseat
55"W 29.75"D 30.75"H 14.5"SH 20"AH
Weight: 40.5

M1992P
Optional Loveseat Seat Pad Set
52.5"W 19.75"D 2.5"H



M11003S
Sofa
77"W 29.75"D 30.75"H 14.5"SH 20"AH
Weight: 60.5

M1994P
Optional Sofa Seat Pad Set
74"W 19.75"D 2.5"H



M11009S
Stacking Adjustable Chaise Lounge
30.75"W 84"D 49.625"H 15"SH
Weight: 40


M1976P
Optional Adjustable Chaise Pad
30.5"W 82.25"D 2.5"H



M11029S
Fixed Stacking Chaise Lounge
30.75"W 80.5"D 15"H
Weight: 28

M1977P
Optional Fixed Chaise Pad
32.25"W 81.25"D 2.5"H

Exclusive Flex Sling Fabrics



- Contemporary Design
- Exclusive Flex Sling Material
- Sling material used for seat and back
- Soft Seating experience
- Optional seat pads for additional comfort

- Dining chair and chaises stack
- Only available in 9 Flex Sling fabrics shown above
- Available in all finishes page 193
- Recommended tables, Surf page 17, Fountainhead page 25

Meza Sling

Finish - Antique Bisque



Designed by John Caldwell



M5601AS
Nesting Dining Chair Sling
Seat with Arms
22.5"W 28.5"D 34.75"H
17.5"SH 25"AH
Weight: 15



M5601S
Nesting Dining Chair
Sling Seat Armless
22.5"W 28.5"D 34.75"H
17.5"SH
Weight: 13



M5605S
Bar Stool
26.5"W 28"D 46"H 28"SH 35"AH
Weight: 19



M5605SB
Balcony Stool
26.5"W 28"D 41"H 23"SH 30"AH
Weight: 18



M5607S
Nesting Spa Chair
26.5"W 28"D 27.5"H 11"SH 17"AH
Weight: 12



M5609S
Nesting Chaise Lounge Sling w/Wheels
30.5"W 79.5"D 41.5"H 16"SH 22"AH
Weight: 39

- Transitional design
- Perfectly suited for restaurant seating
- Created entirely from extruded aluminum

- Chairs are available in aluminum slat or sling seat buckets
- Recommended tables page 132
- Available in all frame finishes page 193

Vision Sling

Finish - Weathered Teak Fabric - 866





M4401S
Nesting Sling Dining Chair
24.5"W 24.5"D 33.5"H 17"SH 24.75"AH
Weight: 13



M4405S
Sling Bar Stool
24.5"W 24.5"D 42.5"H 27"SH 35"AH
Weight: 19



M4410S
Nesting Sling Side Chair Armless
24.75"W 24.5"D 33.5"H 17"SH
Weight: 11



M4409S
Nesting Sling Chaise Lounge
31"W 83"D 44"H 14.5"SH
Weight: 34



M4409HS
Elevated Nesting Sling Chaise Lounge
31"W 83"D 46.5"H 17"SH
Weight: 35



M4405SB
Balcony Height Stool
24.5"W 24.5"D 38"H 22.5"SH 30"AH
Weight: 18



M4407S
Nesting Sling Spa Chair
24.5"W 26"D 25"H 10.5"SH 18"AH
Weight: 12

- Contemporary design
- Created from heavy-walled multi-dimensional aluminum extrusion
- Frames nest (except bar stool and balcony stool)
- Ergonomically formed two-piece sling bucket

- New design modification allows for easier sling replacement
- Nylon foot glides protect furniture and floor surface
- Available in all frame finishes page 193

Vision Padded Sling

Finish - Patina Fabric 966



! IMPORTANT ORDERING INFORMATION

Vision Padded Sling is only available with sling fabrics.
Some open weave fabrics are not available for padded sling.



M4401PS

Nesting Padded Sling Dining Chair
24.5"W 24.5"D 33.5"H 17.5"SH 24.75"AH
Weight: 14



M4405PS

Padded Sling Bar Stool
24.5"W 24.5"D 42.5"H 27"SH 34.75"AH
Weight: 19



M4405PSB

Padded Sling Balcony Height Stool
24.5"W 24.5"D 38"H 23.25"SH 30"AH
Weight: 18



M4409PS

Nesting Padded Sling Chaise Lounge
31"W 83"D 44"H 15"SH
Weight: 36



M4409HPS

Elevated Nesting Padded Sling Chaise Lounge
31"W 83"D 44"H 17.5"SH
Weight: 37



M4410PS

Nesting Padded Sling Side Chair Armless
24.5"W 24.5"D 33.5"H 17.5"SH
Weight: 11



M4407PS

Nesting Padded Sling Spa Chair
24.5"W 26"D 25"H 11"SH 18"AH
Weight: 13

- Contemporary design
- Created from heavy-walled multi-dimensional aluminum extrusion
- Frames nest (except bar stool and balcony stool)
- Ergonomically formed two-piece sling bucket

- New design modification allows for easier sling replacement
- Nylon foot glides protect furniture and floor surface
- Two layers of sling fabric with inner lining of outdoor dacron fiber
- Available in all frame finishes page 193

Array Daybed

The Array Daybed requires some assembly. Assembly consists of one lower bed frame, four posts, one top canopy. The lower bed unit is fully welded. The four posts attach to the bed frame and to the top canopy with supplied stainless steel bolts. The top canopy is fully welded. The male post fittings provide a sturdy frame when assembled. The bed frame can be surface mounted.

CUSHION DAYBED Order the sling base and order cushion set M1304 or M1304P. When canopy is ordered M31085CSR, you must also select a sling fabric for the SHADE as well. Canopy is only available in sling fabrics (woven vinyl fabrics). Frame is available in all frame finishes.

M31085SR

Daybed Sling

Shown with optional **M31085CSR**
canopy and shades sold separately.

55"W 90"D 17.5"SH

Overall Height: 80"

Weight: 158.5

! IMPORTANT ORDERING INFORMATION

When ordering the shade — select sling fabrics only.

Stripe patterns are not recommended.

Acrylic/cushion fabrics cannot be ordered for shades.

See page 191 for premium cushion / pad details

Designed by John Caldwell

M31085SR

Daybed Sling

Shown with optional **M31085CSR** canopy & shades and **M1304** cushion set both sold separately.

55"W 90"D 21.5"SH


Overall Height: 80" (With Canopy) Weight: 176.5

M1304P Premium Cushion Set sold separately**M31085SR**

Daybed Sling Base Without Canopy And Shades

55"W 90"D 45"H 17.5"SH

Weight: 112



The shades are adjustable and are secured to the frame using "C" pockets welded to the 4 posts. The shade rods slip into the "C" pockets with tension that holds them securely in place.



Shade rod secured into "C" pocket.

**M1330**

Daybed Head Pillow

23.5"W 9"D 5"H

Fits with or without cushion



The side shades can be pulled up and totally out of the way by simply placing the tension rods in the double "U" brackets located in the top middle of the front and back of the top canopy.



If the canopy is not utilized end caps cover the four corner extrusions of the lower bed frame.



Double skate wheels on the back of lower bed frame allow easy mobility.

Array Sling

Finish - Textured Silver Fabric - 866





M5101S
Nesting Dining Chair
27.5"W 28"D 35.5"H 18"SH 23.5"AH
Weight: 15



M5105SB
Balcony Height Stool
27.5"W 29.5"D 40"H 23"SH 28"AH
Weight: 17



M5105S
Bar Height Stool
27.5"W 29.5"D 46"H 29"SH 34"AH
Weight: 19



M5129SR
Stacking Chaise Lounge with Wheels
30"W 85.5"D 46"H 17.5"SH
Weight: 39



M5106S
Nesting Sand Chair
28"W 28.5"D 29.5"H 11"SH 16.5"AH
Weight: 13



M5107S
Nesting Spa Chair
28"W 28.5"D 29"H 11"SH 16.5"AH
Weight: 12

- Modern design
- Single sling bucket
- Heavy walled extrusions
- Nylon Foot Glides protect extrusion and surface area

- Dining, Sand, Spa chairs nest
- Chaise Lounge stacks
- Available in all frame finishes page 193

Southern Cay Sling

Finish - Bronze Fabric - 507



Designed by John Caldwell



M66001
Nesting Dining Chair
27.25"W 29"D 35.25"H 18"SH 24.5"AH
Weight: 18



M66014
Bar Stool
27.5"W 27"D 43.75"H 27.75"SH 34.75"AH
Weight: 21



M66014B
Balcony Height Stool
27.5"W 27"D 40.5"H 23"SH 30.25"AH
Weight: 19



M66009A
Chaise Lounge with Arms
29.5"W 80"D 44.25"H 15.75"SH 23"AH
Weight: 39



M66006R
Stacking Sand Chair
26"W 31"D 29"H 12"SH 18.25"AH
Weight: 17



M66009
Stacking Chaise Lounge
26.5"W 80"D 44.25"H 15.75"SH
Weight: 36



M66008
Ottoman
25.5"W 21.5"D 17"H
Weight: 11

- Contemporary design
- Created from heavy-walled elliptical aluminum extrusion
- Slim-line sling rail extrusion with ergonomic design

- Nylon foot glides protect furniture and floor surface
- Available in all frame finishes page 193

Edge Sling

Finish - Celedon Fabric - 464



Designed by John Caldwell



M5201S

Dining Chair
26.5"W 29.5"D 35.5"H 18.5"SH 24"AH
Weight: 21



M5205SB

Balcony Stool
26.5"W 28.5"D 42"H 24"SH 29"AH
Weight: 24



M5205S

Bar Stool
26.5"W 30"D 47"H 29"SH 34"AH
Weight: 25



M5209S

Chaise with Wheels
30"W 86"D 41"H 18.5"SH 23.5"AH
Weight: 46



M5229S

Stacking Chaise Armless with Wheels
30"W 86"D 41"H 18.5"SH
Weight: 45



M5207S

Nesting Spa Chair
26.5"W 29"D 25"H
10.5"SH 17"AH
Weight: 14



M5206S

Nesting Sand Chair
26.5"W 29"D 25"H
10.5"SH 17"AH
Weight: 15



M5212S

Chat Chair
29"W 29"D 39"H 16.5"SH 21.5"AH
Weight: 23
Approx. 2" shorter than dining chair.
Not for use with dining table.



M5208S

Ottoman
25.5"W 22.5"D 15"H
Weight: 11

- Contemporary design
- Created from heavy-wall extruded aluminum extrusion
- One-piece sling bucket ergo shape

- Nylon foot glides protect floor surface
- Available in all frame finishes page 193

Scandia Sling

Finish - Silver Fabric - 123





M4501S
Nesting Sling Dining Chair
26"W 23.5"D 33.5"H 17.5"SH 24.25"AH
Weight: 11



M4505S
Sling Bar Stool
25.25"W 24.5"D 45.5"H 29"SH 35.25"AH
Weight: 13



M4505SB
Sling Balcony Height Stool
26"W 23"D 39"H 22"SH 30.25"AH
Weight: 13



M4509S
Sling Stack Chaise Lounge
28"W 83"D 46"H 15"SH
Weight: 36



M4507S
Nesting Sling Spa Chair
26"W 24.5"D 25.5"H 17.25"AH 11"SH
Weight: 10



M4506S
Nesting Sling Sled Base Sand Chair
26"W 26"D 25"H 17"AH 11"SH
Weight: 10

- Transitional design
- Created from heavy-walled multi-dimensional aluminum extrusion
- Frames nest (except bar stool and balcony stool)

- Ergonomically formed two-piece sling bucket
- Nylon foot glides protect furniture and floor surface
- Available in all frame finishes page 193

Key West Sling

Finish - Bronze





M8001R
High Back Dining Chair
25.5"W 30"D 38"H 18"SH 25.5"AH
Weight: 11



M8041
Ultimate High Back Dining Chair
25.5"W 29"D 44"H 18"SH 25.5"AH
Weight: 11



M8014B
Balcony Height Stool
25.25"W 31.5"D 44.25"H 24"SH 30"AH
Weight: 14



M8017
Adjustable Chair
25.5"W 40.5"D 38"H 18"SH 24"AH
Weight: 14



M8014
Bar Stool
25.25"W 32.5"D 48.75"H 28.5"SH 34.5"AH
Weight: 15



M7229R
Stackable Chaise Lounge
27"W 80.25"D 41"H 14"SH 21"AH
Weight: 20



M4506S
Universal Relaxed Sling
Stack Sled Base Sand Chair
26"W 26"D 25"H 11"SH 17"AH
Weight: 10



M8008
Ottoman
23"W 22"D 17"H
Weight: 8



M8009
Chaise Lounge
27"W 80.25"D 34.5"H 14"SH 22"AH
Weight: 28

- Transitional design
- Created from heavy-walled octagonal aluminum extrusion
- Ergonomically formed sling bucket- available in two heights

- Nylon foot glides protect furniture and floor surface
- Available in all frame finishes page 193



Lagoon products are not only created to be functional, ergonomic and long lasting, but also with fashion and style. The beautiful, innovative product design is environmentally friendly, stain resistant and easily maintained. Made with high quality and non-toxic eco friendly polypropylene material, and manufactured using plastic injection molding technology, Lagoon provides comfort while maintaining its durability.



Lagoon Angel's Trumpet Chair

! IMPORTANT ORDERING INFORMATION

Koppla, Nido, Rue and Monstera chairs are sold ONLY in sets of four (4)



***7025-N3**

Rue Armless Chair, Nesting – Brown
18.9"W 22.8"D 34.6"H 17.7"SH
Weight: 8.6



7025-G6
Taupe



7025-K4
Black



7025-N4
Tan



7025-W8
White



***7027-G6**

Koppla Arm Chair, Nesting – Taupe
22.4"W 23.6"D 31.5"H 17.7"SH 25"AH
Weight: 10.34



7027-K4
Black



7027-N3
Brown



7027-N4
Tan



7027-W8
White



Nests 7-8 high



7050-B7

Alissa Arm Chair,
Nesting – Blue
22.8"W 23.6"D 31.3"H 17.7"SH 25"AH
Weight: 9.7



7050-B9
Baby Blue



7050-BF
Turkish Blue



7050-G6
Taupe



7050-K5
Black



7050-R4
Red



7050-R7
Pink



7050-V5
Green



7050-W9
White



7050-YB
Orange



7050-YF
Gold



7052-YB

Sensilla Armless Chair,
Nesting – Orange
19.5"W 20.7"D 32.3"H 17.7"SH
Weight: 7.5



7052-B7
Blue



7052-B9
Baby Blue



7052-BF
Turkish Blue



7052-G6
Taupe



7052-G7
Dark Gray



7052-R4
Red



7052-R7
Pink



7052-V5
Green



7052-W9
White



7052-YF
Gold



Nests 7-8 high

***Koppla, Nido, Rue and Monstera Collection skus may only be ordered in multiples of 4.**

! IMPORTANT ORDERING INFORMATION

Koppla, Nido, Rue and Monstera lounge chairs are sold in sets of four (4)



***7055-V5**

Nido, Nesting – Green
25.8"W 22.8"D 32.3"H 17.7"SH
Weight: 11



7055-G6
Gray



7055-W9
White



7055-YB
Orange



7058-B9

Angel's Trumpet – Light Blue
25.2"W 37.8"D 26.8"H 13"SH
Weight: 9.26



7058-K5
Black



7058-V4
Wasbi Green



7058-W9
White



7058-YF
Gold



7066B9-OLLGS

Monstera Lounge Chair – Light Blue
27.6"W 31.9"D 39.8"H 16.5"SH
Weight: 23.1



7066V4-OLLGS

Monstera Lounge Chair – Wasbi Green
27.6"W 31.9"D 39.8"H 16.5"SH
Weight: 23.1



7066YF-OLLGS

Monstera Lounge Chair – Gold
w/brown legs
27.6"W 31.9"D 39.8"H 16.5"SH
Weight: 23.1



*** Koppla, Nido, Rue and Monstera Collection skus may only be order in multiples of 4.**



7203A-G6
Milos Dining Chair,
Nesting – Taupe
22.1"W 22.4"D 32.3"H 17.7"SH 27"AH
Weight: 9.5



7203A-B9
Baby Blue



7203A-K3
Charcoal



7203A-VD
Olive Green



7203A-W9
White



7203A-YF
Gold



7203B-YF
Milos Armless Dining Chair,
Nesting – Gold
19.8"W 22.4"D 32.3"H 17.7"SH
Weight: 8.8



7203B-B9
Baby Blue



7203B-G6
Taupe



7203B-K3
Charcoal



7203A-VD
Olive Green



7203B-W9
White



7220A-VD
Naples Dining Chair, Olive Green
24"W 21"D 33"H 17.25"SH 25.6"AH
Weight: 10.1



7220A-G6
Taupe



7220A-G7
Dark Grey



7220A-G8
Cool Grey



7220A-W9
White



7220B-G7
Naples Armless Dining Chair,
Nesting – Dark Grey
20"W 21"D 33"H 17.25"SH
Weight: 8.9



7220B-G6
Taupe



7220B-G8
Cool Grey



7220B-VD
Olive Green



7220B-W9
White



7036B-N3
Rue Bar Stool, Nesting – Brown
20"W 19.9"D 40.2"H 29.5"SH
Weight: 9.9



7036B-G6
Taupe



7036B-K3
Charcoal



7036B-W8
White



7036C-G6
Rue Counter Stool, Nesting – Taupe
19.9"W 19.7"D 36.2"H 25.6"SH
Weight: 9.6



7036C-K3
Charcoal



7036C-N3
Brown



7036C-W8
White



7203BB-B9
Milos Bar Stool, Nesting – Baby Blue
20"W 19.9"D 40.2"H 29.5"SH
Weight: 10.8



7203BB-G6
Taupe



7203BB-K3
Charcoal



7203BB-VD
Olive Green



7203BB-W9
White



7203BB-YF
Gold



7203BC-VD
Milos Counter Stool, Nesting
– Olive Green
19.9"W 19.7"D 32.6"H 25.6"SH
Weight: 10.4



7203BC-B9
Baby Blue



7203BC-G6
Taupe



7203BC-K3
Charcoal



7203BC-W9
White



7203BC-YF
Gold



7211B-B9
Sensilla Bar Stool,
Nesting, Baby Blue
20.5"W 19.7"D 40.6"H 29.5"SH
Weight: 10.8



7211B-BF
Turkish Blue



7211B-G6
Taupe



7211B-G7
Dark Gray



7211B-G8
Cool Gray



7211B-P5
Purple



7211B-V4
Wasabi Green



7211B-W9
White



7211B-YB
Orange



7211B-YF
Gold



7211C-V4
Sensilla Counter Stool,
Nesting, Wasabi Green
20"W 19"D 37"H 25.6"SH
Weight: 10.4



7211C-BF
Turkish Blue



7211C-B9
Baby Blue



7211C-G6
Taupe



7211C-G7
Dark Gray



7211C-G8
Cool Gray



7211C-P5
Purple



7211C-W9
White



7211C-YB
Orange



7211C-YF
Gold



7057A-G6
Taupe

7057A-G7
Dark Grey

7057A-VB
Mint Green

7057A-Y8
Marigold

7057A-W9
Joyous Stool – Salmon
16.9"W 16.1"D 22.8"H 18.1"SH
Weight: 5.7



7057C-G6
Taupe

7057C-G7
Dark Grey

7057C-VB
Mint Green

7057C-W9
White

7057C-Y8
Joyous Counter Stool – Marigold
17.7"W 17.7"D 30.3"H 25.6"SH
Weight: 8.6



7057B-G6
Taupe

7057B-G7
Dark Grey

7057B-W9
White

7057B-Y8
Marigold

7057B-VB
Joyous Bar Stool – Mint Green
17.9"W 18.1"D 34.3"H 29.5"SH
Weight: 9

Table tops are made from 100% injection molded polypropylene material. The design of the mold creates the look real woven furniture. The tops are extremely durable, easily kept clean and economically priced. It's amazingly realistic looking!

Tables 7020, 7021, 7022 need assembly.



7020-D2-G6
Taupe
7020-D2-K3
Black
7020-D2-N3
Brown
7020-D2-N4
Tan

7020-D2-W8
Oslo Sq. Dining Table, no umbrella hole
Rattan Top, White (Aluminum Legs)
37.4"W 37.4"D 29.5"H, Weight: 19.8



7021-D2-K3
Black
7021-D2-N3
Brown
7021-D2-N4
Tan
7021-D2-W8
White

7021-D2-G6
Oslo Rectangular Dining Table,
no umbrella hole
Rattan Top, Taupe (Aluminum Legs)
68.9"W 37.4"D 29.5"H, Weight: 32



7022-B2-G6
Taupe
7022-B2-K3
Black
7022-B2-N4
Tan
7022-B2-W8
White

7022-B2-N3
Russ Sq. Bar Table, no umbrella hole
Rattan Top, Brown (Aluminum Legs)
26.8"W 26.8"D 41.7"H, Weight: 27.6



7022-D2-G6
Taupe
7022-D2-K3
Black
7022-D2-N3
Brown
7022-D2-N4
Tan

7022-D2-W8
Russ Sq. Dining Table, no umbrella hole
Rattan Top, White (Aluminum Legs)
26.8"W 26.8"D 29.5"H, Weight: 10.7

Available Top Weave Colors



G6 Taupe



N3 Brown



N4 Tan



K3 Black



W8 White



7155-G6
Venice Dining Table, Taupe
31.5"W 31.5"D 29.5"H
Weight: 26.5



7155-G7
Dark Gray



7155-VD
Olive Green



7155-W9
White



The Seattle table has and interchangeable necks. One long and one short neck converts the table to dining height (DT) or coffee table height (CT).

7101-G6
Seattle Adjustable Table, Taupe
23.6"W 23.6"D 16.9"H(CT) 29.5"(DT)
Weight: 7.2



7101-K5
Black



7101-N3
Brown



7101-VD
Olive Green



7101-W9
White



7101-YF
Gold



7095-K5
Uno Side Table - Black
17.5"W 22"D 20.9"H
Weight: 5.9



7095-G6
Taupe
7095-N3
Brown
7095-W9
White



7168-W
Heron Round Dining Table
Powder Coated
Steel Legs - White
27.6"W 27.6"D 29.5"H
Weight: 15.4



7169-W
Heron Round Dining Table
Powder Coated
Steel Legs - White
35.4"W 35.4"D 29.5"H
Weight: 19.8



7033A-N3
Mallorca Rattan Top
side table - Brown
14.8"W 14.8"D 14.6"H
Weight: 4.1



7033A-G6
Taupe



7033A-K3
Black



7033A-V4
Wasabi Green



7033A-W8
White



7033A-YF
Gold



7998M-01-YF
Provence Planter Medium - Gold
22.2"W 29.7"D 28.7"H
Weight: 5.9



7998M-01-G7
Dark Gray



7998M-01-V4
Wasabi Green



7998S-01-V4
Provence Planter Small - Wasabi Green
29.7"W 14.76"D 25.5"H
Weight: 5.9



7998S-01-G7
Dark Gray



7998S-01-YF
Gold



Euro Form



The Euro Form Collection is created from either high quality, batch-dyed fiberglass/polypropylene resins or 100% polypropylene depending on model. These very tough materials include UV additives for outdoor exposure. The process of creating the frames involves "air molding" technology which makes it possible to achieve closed shapes and guarantee a more hard-wearing and easy-to-clean product. These products are resistant to sunlight and atmospheric agents.



40326.00.000

Net Chair

Bianco, nesting

24"W 23"D 31.5"H 18.3"SH 26.5"AH

Weight: 9



40326.02.000

Anthracite



40326.04.000

Salice



40326.10.000

Tortora



40326.56.000

Senape



40326.75.000

Corallo



40254.00.000

Doga Armchair

Bianco, stackable

23.6"W 22.25"D 32.87"H 18.31"SH 25.39"AH

Weight: 10.6



40254.02.000

Anthracite



40254.15.000

Menta



40254.16.000

Agave



40254.18.000

Pera



40254.21.000

Marsala



Euro Form Doga Chair

The Doga Collection is created from 100% batch-dyed resins.



40255.00.000
Doga Bistro Chair,
Bianco, stackable
20.87"W 21.65"D 32.48"H 18.7"SH
Weight: 8.8



40255.02.000
Anthracite



40255.15.000
Menta



40255.16.000
Agave



40255.18.000
Pera



40255.21.000
Marsala



40256.00.000
Doga Relax Chair
Bianco, stackable
27.56"W 29.7"D 29.9"H 16.3"SH 22.8"AH
Weight: 13.23



40256.02.000
Anthracite



40256.15.000
Menta



40256.16.000
Agave



40256.18.000
Pera



40256.21.000
Marsala



40242.00.000
Bora Armchair,
Bianco, stackable
23"W 21.7"D 33.9"H 18.3"SH 25.59"AH
Weight: 9.7



40242.02.000
Anthracite



40242.07.000
Rosso



40242.10.000
Tortora



40242.16.000
Agave



40242.39.000
Celeste



40243.00.000
Bora Bistro Chair
Bianco, stackable
19.3"W 21.3"D 32.7"H 18.3"SH
Weight: 8.15



40243.02.000
Anthracite



40243.07.000
Rosso



40243.10.000
Tortora



40243.16.000
Agave



40243.39.000
Celeste



40250.00.000
Trill Armchair
Bianco, stackable
23"W 21"D 32.5"H 18.7"SH 25.39"AH
Weight: 10.36



40250.02.000
Anthracite



40250.03.000
Grigio



40250.10.000
Tortora



40250.16.000
Agave



40250.49.000
Ottanio



40250.53.000
Tobacco



40250.56.000
Senape



40253.00.000
Trill Bistro Chair
Bianco, stackable
19.7"W 20.3"D 32.5"H 18.7"SH
Weight: 9.25



40253.02.000
Anthracite



40253.03.000
Grigio



40253.10.000
Tortora



40253.16.000
Agave



40253.49.000
Ottanio



40253.53.000
Tobacco



40253.56.000
Senape



40348.00.000
Doga Barstool,
Bianco, stackable
20.1"W 19.5"D 40"H 29.5"SH
Weight: 11.25



40348.02.000
Anthracite



40348.15.000
Menta



40348.16.000
Agave



40348.18.000
Pera



40348.21.000
Marsala



40348.53.000
Tobacco



40344.39.000
Lido Bar Stool
Celeste, stackable
19.25"W 20"D 38"H 30"SH
Weight: 9.5



40344.00.000
Bianco



40344.02.000
Anthracite



40344.07.000
Rosso



40344.10.000
Tortora



40355.56.000
Net Stackable Barstool, Senape
19.3"W 20.7"D 40"H 30"SH
Weight: 9.7



40355.00.000
Bianco



40355.02.000
Anthracite



40355.04.000
Salice



40355.10.000
Tortora



40355.75.000
Corallo



Spritz side tables are created from batch-dyed fiberglass/polypropylene resins with non-slip feet.

The Spritz table ships with a long and short table stem making this table either dining or side table height.



48052.02.000
Cube Table Anthracite,
No hole
31.5"W 31.5"D 29.5"H
Weight: 25



48053.00.000
Cube Table Bianco,
No hole
31.5"W 31.5"D 29.5"H
Weight: 25



48059.10.000
Cube Table Tortora,
No hole
31.5"W 31.5"D 29.5"H
Weight: 25



53052.00.000
Fiore Dining Table Base, Anthracite
18.7"W 18.7"D 28.35"H
Weight: 11

53053.00.000
Fiore Dining Table Base, White



53153.00.000
Fiore Bar Height Table Base White
18.5"W 18.5"D 42"H
Weight: 12.5

53152.00.000
Fiore Bar Height Table Base Anthracite



30707.10.301
27.5" Laminato Square White Table Top
27.5" sq .5"H
Weight: 15.43



30717.10.301
27.5" Laminato Round White Table Top
27.5" dia .5"H
Weight: 12.13

Table tops fit any Fiore table base. Tops do not have an umbrella hole.

Atlantico Chaise Lounges

Atlantico frames are created from uniformly colored fiberglass/polypropylene resins. They are covered in breathable synthetic fabric and are replaceable. Stackable with 4-position reclining back. Small wheels allow easy mobility.

Perfect for Pool Ledges



40450.00.104
Atlantico Stackable Chaise Lounge
Bianco/Tortora
27.5"W 40"H 13.75"SH 67.3"D (Up) 80.3"D (Flat)
Weight: 35



40450.02.057
Anthracite/Anthracite



40450.00.075
Bianco/Celeste




40450.00.107
Bianco/Bianco

Atlantico chaises are tested to 350 lbs.



Anthracite



Bianco



Celeste



Tortora



Atlantico Chaise Lounge
Concealed Wheels

Texawood



TexaWood is a line of environmentally friendly furniture utilizing 'lumber' made from recycled plastics. The TexaWood 'lumber' begins its transformation with the recycling of post-consumer bottle waste such as milk and detergent bottles and other post-industrial materials. The cleaned and decontaminated materials are compounded into pellets that are melted, molded and extruded into planks of plastic 'lumber' and are available in a host of natural and vibrant colors. By creating the 'lumber' from a single, purified polymer material, the eventual lumber is manufactured to an exacting, reproducible product ensuring uniform quality standards. The end product is a high-density polyethylene (HDPE) material that has the look and texture of real wood.


How does this material withstand the elements? Extremely well! The 'lumber' is tested in thousands of hours of UV and water scenarios with outstanding results. Although some slight color fading could occur during its service life it will be uniform in appearance. This excellent outdoor material needs no waterproofing, painting or staining to maintain its appearance.

Our Adirondack collections are made exclusively with this lumber material and assembled using stainless steel hardware. The Fresco collection incorporates a very heavy wall aluminum frame with planks of the TexaWood lumber. The planks are held in place with stainless steel hardware.

Texacraft's TexaWood collections are perfect for commercial use as they are extremely durable and need little maintenance. A simple wash with the hose will keep the furniture clean and looking good for years of outdoor enjoyment.

Breeze, Adirondack, Fire Table Lumber Color Selections

Traditional



Teak (TE)

Green (GR)

Black (BL)


Sand (SA)

White (WH)

Mahogany (MA)

Slate Grey (GY)

Vibrant



Sunset Red (SR)

Tangerine (TA)

Lemon (LE)

Lime (LI)

Aruba (AR)

Pacific Blue (PB)

Navy (NV)



Adirondack Lounge

Available in traditional and vibrant lumber. Ships unassembled; assembly available at additional charge.



TCSBA15
Adirondack Lounge
31.25"W 33.75"D 38.5"H
16"SH 24"AH
Weight: 37



TCHNR10
Adirondack Lounge Rocker
29.75"W 34.75"D 37.75"H
16.75"SH 24.75"AH
Weight: 40



TCMNA110
Contemporary Adirondack
30"W 32.25"D 37"H 15"SH 23"AH
Weight: 35



TCSBT18
Adirondack Lounge Side Table
15"W 19"D 18"H
Weight: 10



TCHNA15
Adirondack Lounge with Hideaway
Ottoman
29.75"W 33.5"D 37.5"H 15"SH 23"AH
Weight: 48



TCTT15S
Square Bridge Table
connects the TCSBA15 and TCHNA15
Weight: 16



TCTT15A
Angled Bridge Table
connects the TCSBA15 and TCHNA15
Weight: 18

Adirondack Classic

Only available in traditional lumber. Ships unassembled; assembly available at additional charge



TCSH22
Adirondack Classic
31.25"W 33.75"D 38.5"H
15.75"SH 24.25"AH
Weight: 46



TCSH18
Adirondack Classic Side Table
17.75"W 17.75"D 18"H
Weight: 16



TCCTR36
Fresco 34" Round Coffee Table
34"W 34"D 17"H
Weight: 51



TCMNT36
Fresco 34" Square Coffee Table
34"W 34"D 17"H
Weight: 43



TC2012
Contempo Saddle Bar Stool
20.5"W 15.75"D 29.75"H
Weight: 16
Stool legs only available in White (WH) or Black (BL).
Seat available in traditional or vibrant lumber colors.



TCRBT224
24" Contempo Bar Table
24"W 24"D 42"H
Weight: 31
Table legs only available in White (WH) or Black (BL).
Top available in traditional or vibrant lumber colors.



TC2002
Traditional Bar Stool
20.5"W 15.75"D 29.75"H
Weight: 16
Stool legs and seat same color.
Traditional lumber colors only.



TCRBT124
24" Traditional Bar Table
24"W 24"D 42"H
Weight: 31
Table legs and top same color.
Traditional lumber colors only.

- Built to withstand a range of climates including hot sun, snowy winters, and strong coastal winds
- UV protectant and color continuously throughout the HDPE material; requires no painting or waterproofing
- HDPE material cleans easily and is not prone to splinter, crack, chip, peel, or rot

- Saddle stool seats are shaped for comfort
- Marine-grade quality stainless steel hardware
- Tables require minimal assembly
- Available in traditional and vibrant lumber



NOTE The TCCTF42 and TCCTF48 Fresco fire tables can be hooked up to direct hard lines of natural gas or liquid propane. The burners come standard with a propane orifice, so no additional adjustments would be required to run them on propane. To burn natural gas, an orifice in the gas line must be replaced. The natural gas orifice is included in the burner package, and the instruction manual tells the user how to install it.

Fresco Fire Tables

With push button spark igniter. Only available in traditional lumber. Ships assembled



TCCTF42S
Fresco Fire Table 42" Square
42.5" Square 23.75"H
Weight: 138
(LP Tank not included)



TCCTF48R
Fresco Fire Table 48" Round
48" Round 23.75"H
Weight: 140
(LP Tank not included)



Sand (SA)




Teak (TE)




Mahogany (MA)




Green (GR)



White (WH)



Slate Grey (GY)



Black (BL)

- Fire Tables are designed to burn LP (Propane) or NG (Natural Gas)
- Conversion Kit from LP to NG is included
- Models ship as LP ready with hose and regulator
- Simply connect to a standard 20 lb. LP tank to operate
- Tank stores underneath the fire burner
- Fire table tops and base created from Texawood
- Burner is UL tested and listed
- Round Fire Table produces 60,000 BTUs per hour LP or NG
- Square Fire Table produces 60,000-90,000 BBTs per hour LP or NG
- Decorative Clear Glass Gems are included with each table
- Clear Glass Wind Guard is included with each table

Scandia Vinyl Crossweave

Finish - Latte Vinyl - 48





M4501CW
Nesting Dining Chair (Double Wrapped)
26"W 26"D 34.5"H 18"SH 24.5"AH
Weight: 14



M4506CW
Nesting Sand Chair (Double Wrapped)
26"W 26.75"D 25.75"H 11"SH 17"AH
Weight: 14



M4509CW
Stacking Chaise Lounge (Double Wrapped)
28.25"W 84.5"D 45.5"H 15"SH
Weight: 47



M4505CW
Bar Stool (Double Wrapped)
26"W 26"D 45"H 29"SH 35.5"AH
Weight: 19



M4505BCW
Balcony Height Stool (Double Wrapped)
26"W 26"D 39.5"H 23.5"SH 30.25"AH
Weight: 18

- Transitional design
- Created from heavy-walled radius edge oval aluminum extrusion
- 100% Virgin vinyl with mildew inhibitors, 2" wide
- Double wrapped and crosswoven strap

- Good choice for commercial/contract environments
- Nylon foot glides protect furniture and floor surface
- Available in all frame finishes page 193
- Vinyl strap colors page 194)

TROPIC CRAFT™
CASUALS

Oasis

Finish - Smooth White Fabric - 138



M4009S

Nesting Sling Game Chair
22.5"W 30.75"D 33.75"H 17"Sh 23.5"Ah
Weight: 9



M4005S

Sling Bar Stool
24"W 29"D 48.5"H 29"Sh 36.75"Ah
Weight: 11



M4006S

Nesting Sling Sand Chair
22.5"W 31.5"D 24"H 7.5"Sh 13.5"Ah
Weight: 8


M4102HS

Elevated Stacking
Sling Chaise Lounge
27"W 78"D 46.5"H 17.5"SH Weight: 24
M10005S Chaise pad sold separately.


M4102S

Stacking Sling Chaise Lounge
27.25"W 82.5"D 41"H 13"SH Weight: 21
M10005S Chaise pad sold separately.


M3005RCW

Vinyl Crossweave Nesting Game Chair
(Double wrapped)
23.5"W 29"D 33.25"H 16.5"SH 21"AH
Weight: 10


M4005CW

Vinyl Crossweave Bar Stool
(Double wrapped)
24"W 27.5"D 48"H 30"SH
36.75"AH
Weight: 14


M4006CW

Vinyl Crossweave Nesting Sand Chair
(Double wrapped)
22.75"W 33"D 23.25"H 8.25"SH 13.75"AH
Weight: 9

M4006CWHB

(Not Shown) Vinyl Crossweave High Back
Nesting Sand Chair (Double wrapped)
22.75"W 38.75"D 29.5"H 8.25"SH 13.75"AH
Weight: 10



Skid Plate


M3105CW

Vinyl Crossweave Stacking Chaise Lounge
(Double wrapped)
27.5"W 78.5"D 42.125"H 13.5"SH Weight: 23
M10005 Chaise Lounge pad sold separately.

M3205CW

Vinyl Crossweave Stacking Chaise Lounge With Skids
(Double wrapped)
27.5"W 78.5"D 42.125"H 13.5"SH Weight: 24
M10005 Chaise Lounge pad sold separately.


M3105HCW

Elevated Vinyl Crossweave
(Double wrapped)
Stacking Chaise Lounge Weight: 24
27"W 78"D 46.5"H 17.5"SH
M10005 Chaise Lounge pad sold separately.

M3205HCW

Elevated Vinyl Crossweave
(Double wrapped)
Stacking Chaise Lounge With Skids
27"W 78"D 46.5"H 17.5"SH Weight: 25
M10005 Chaise Lounge pad sold separately.

- Heavy-walled tubular aluminum extrusion
- Pieces stack (excluding bar stool)
- Nylon glides underfoot for surface protection
- Available in sling or vinyl strap seat
- Over-under style vinyl cross weave pattern

- Virgin vinyl strap, 2" wide created with mildew inhibitors
- Optional skid plate available on chaises for base protection
- Available in all frame finishes page 193
- Vinyl strap colors page 194
- All chairs and chaises are double wrapped.

TROPIC CRAFT™
CASUALS

Splash

Finish - smooth white vinyl - 5113



Doublewrap
Strap



Skid Plate



M4005
Bar Stool
(Double Wrapped)
24.5"W 27"D 48"H 30"SH 36.75"AH
Weight: 13



M4102
Stacking Chaise Lounge
(Double Wrapped)
27"W 78"D 42.5"H 13"SH Weight: 20

M4202 Stacking Chaise Lounge with Skids
(Double Wrapped)
27"W 78"D 42.5"H 13"SH Weight: 21

M4102H
Elevated Stacking Chaise Lounge
(Double Wrapped)
27"W 78"D 46.5"H 17"SH Weight: 23



M10004 Dining Pad (Shown On M4009)
Also fits: M4005, M4006



M10005 Chaise Pad (Shown On M4102)
Also fits: M4202, M4102H, M3105CW, M3205CW



M4009
Nesting Game Chair
(Double Wrapped)
22"W 30"D 34.5"H 17"SH 23.75"AH
Weight: 10



M4006HB
Nesting High Back Sand Chair
(Double Wrapped)
23"W 38.5"D 30"H 8"SH 13.75"AH
Weight: 10



M4006
Nesting Sand Chair
(Double Wrapped)
23"W 33"D 22.5"H 8"SH 13.75"AH
Weight: 9

- Traditional design
- Heavy-walled tubular aluminum extrusion
- Optional skid plate available on chaises for chaise base protection
- Nylon glides underfoot for surface protection
- Pieces stack (Excluding Bar Stool)

- Virgin vinyl strap, 2" wide created with mildew inhibitors
- Available in all frame finishes page 193
- Vinyl strap colors page 194
- All chairs and chaises are double wrapped.

Adirondack Collection

Finish - Bronze Weave - Oyster Weave



M8402W Adirondack Chair



M8402S
Adirondack Chair,
Sling Mid-Height
31.25"W 34.5"D 30.25"H
14.5"SH 22.25"AH
Weight: 30



M8402SC
Adirondack Chair,
Suncloth Weave Mid-Height
31.25"W 34.5"D 30.25"H
14.5"SH 22.25"AH
Weight: 28



M8402WO
Adirondack Chair, Beachwood Weave
Woven Mid-Height
31.25"W 34.5"D 30.25"H
14.5"SH 22.25"AH
Weight: 31



M8402W
Adirondack Chair,
Oyster Weave
Cœur d'Alene Mid-Height
31.25"W 34.5"D 30.25"H
14.5"SH 22.25"AH
Weight: 32

- All aluminum framework
- Rear wheels for easy maneuverability
- Availability is four seat styles

- M8402SC Suncloth Weave seat available in 5 colors page 17
- Available in all frame finishes page 193
- M8402S Sling seat available in sling fabrics pages 196-203

Chelsea Lounge Chair

Finish - Yellow Fabric - 5601



M8604P

Lounge Chair with premium lumbar-chair pad
31.875"W 32.5"D 41.25"H
13.25"SH 22.75"AH
Weight: 26



The back is laser cut from a sheet of solid aluminum

- Transitional Design
- All aluminum, fully-welded frame
- Back design is laser cut
- Seat/Lumbar cushion secures to frame with Velcro straps
- Back is cut from sheets of solid aluminum

- Seat surface is solid aluminum panel
- Available in all finish colors page 193
- Premium cushion features page 195
- Seat/Lumbar cushion fabrics pages 196-211

Classique Café Set

Finish - Antigua Fabric - 5404



M19001
Café Dining Chair
24.75"W 22.75"D 34"H 21"SH
Weight: 12.5



M2044P
Café Dining Chair Pad
17.5"W 13.5"D 2.5"H
.9 lbs.



M19024-ST
24" Café Table
24"W 24"D 31"H
Weight: 57.5



M19024
24" Café Side Table
25.5"W 25.5"D 18"H
Weight: 15

Chair Back




Table Top



- Transitional Design
- Seat, Back and Table tops are Cast Aluminum
- Chairs stack for easy storage

- Optional Seat Pad Available
- Perfect for Café Dining or Balcony Setting
- Available in all frame finishes page193



Fiberglass cubes are perfect as end tables, cocktail tables or stools. These versatile accessory pieces can liven up any setting. Use individually or gang them together to create larger units. These durable accessories have a marine grade gel coat with UV inhibitors that will sustain years of outdoor use. All sizes are available in any of the seven finishes.

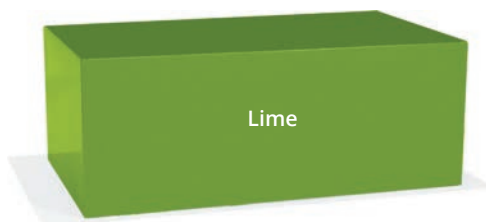
Cubes have adjustable feet and have a 200 lb. weight limit.

Cubes are available in all six colors. Include color code at end of cube model when ordering.



CUBE18X18X18-A Cube
18"W 18"D 18"H
45 lbs. (A Aqua shown)

Also Available:
CUBE30X30X18
30"W 30"D 18"H 95 lbs.



CUBE24X42X16-L Cube
24"W 42"D 16"H
98 lbs. (L Lime shown)

Also Available:
CUBE12X18X18
12"W 18"D 18"H 30 lbs.



CUBE24X24X16CAP Cube
24"W 24"D 16"H
65 lbs. (CAP Cappuccino shown)

Also Available:
CUBE30X30X16
30"W 30"D 16"H 90 lbs.
CUBE18X18X16
18"W 18"D 16"H 35 lbs.

Cultured Granite Finish



Cappuccino (CAP)

Soft Seating



M924PRD

24" Round Pouf, Premium Cushion
24"W 24"D 18"H
17 lbs.

M924PSQ

24" Square Pouf, Premium Cushion
24"W 24"D 18"H
18.5 lbs.

- Premium cushion features page 195
- Pouf cushion fabrics pages 196-211



Portico - Restaurant Collection

Umbrella hole accommodates 1 1/2" dia. poles only.



M27CFA-ST

27" Square Dining Table
27"W 27"D 29.5"H
Weight: 36.5



M36CFA-ST

36" Square Dining Table
with umbrella hole
36"W 36"D 29.5"H
Weight: 49.5



M48CFA-ST

48" Square Dining Table
with umbrella hole
48"W 48"D 30.75"H
Weight: 79.5



M24CFA-RECP

24" Square Waste Receptacle
with 35 gallon Fiberglass Liner w/4 wheel base
24"W 24"D 45.25"H
Weight: 107



Portico's table tops are made from 1/4" stamped aluminum. The top slats have no underneath obstruction that would create a 'crumb catcher'.

- All Items in the Portico collection are fully welded
- Portico Tables are Surface Mountable
- Portico Table Tops are made from .25" stamped aluminum
- 36" sq. and 48" sq. tops have 1 3/4" dia. umbrella hole
- Waste Receptacle includes a 35 Gallon fiberglass liner

- Waste Receptacle sides and top are made from 1/8" stamped aluminum
- Liner rests on a 4-wheeled frame to allow easy accessibility for removal
- Waste receptacle has adjustable feet

Café Dining and Bar Tables

Stamped Aluminum tops are created from 3/16" solid aluminum. The geometric pattern of circles give these tables design simplicity and sophistication. **Umbrella hole is for 1 1/2" diameter poles only.** Table height dimensions are from top surface to floor. Bases have adjustable feet for leveling. Available in all frame finishes. page 193 Unit weights include base weight.



M9830-RST 31" Round Dining Cafe Table
29"H
Base weight - 50 lbs.
Unit weight - 89 lbs.



M9836-RST 37" Round Dining Cafe Table
with Umbrella Hole and Cast Plug 29"H
Base weight - 50 lbs.
Unit weight - 94 lbs.



M9836-SST 37" Square Dining Cafe Table
with Umbrella Hole and Cast Plug 29"H
Base weight - 50 lbs.
Unit weight - 100 lbs.



M9842-RST 43" Round Dining Table with
Umbrella Hole and Cast Plug 29"H
Base weight - 50 lbs.
Unit weight - 105 lbs.



M9848-RST 49" Round Dining Cafe Table
with Umbrella Hole and Cast Plug 29"H
Base weight - 50 lbs.
Unit weight - 114 lbs.



M9830B-RST 31" Round Bar Cafe Table 40"H
Base weight - 50 lbs.
Unit weight - 89 lbs.



M9836B-RST 37" Round Bar Cafe Table
with Umbrella Hole and Cast Plug 40"H
Base weight - 50 lbs.
Unit weight - 96 lbs.



M9842B-RST 43" Round Bar Cafe Table
with Umbrella Hole and Cast Plug 40"H
Base weight - 50 lbs.
Unit weight - 106 lbs.



M9836B-SST 37" Square Bar Cafe Table
with Umbrella Hole and Cast Plug 40"H
Base weight - 50 lbs.
Unit weight - 102 lbs.

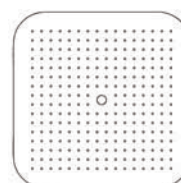


M9848B-RST 49" Round Bar Cafe Table
with Umbrella Hole and Cast Plug 40"H
Base weight - 50 lbs.
Unit weight - 118 lbs.



M9048P-ST Rectangular Table
49.5"W 31.5"D 28.5"H
Base weight - 24 lbs.
Unit weight - 65 lbs.

Tops have perforated hole patterns



Meza Fully Welded Aluminum Tables



Meza New Ledge Table



M9624-ST 24" Round
Side Table
23.75"W 23.75"D
21.25"H
Weight: 16



M9624SQ-ST 24" Square
Occasional Table
(Fully Welded)
23"W 23"D 21.75"H
Weight: 16



M9607-ST 36" Square Cocktail
Table (No hole)
36"W 36"D 18.25"H
Weight: 34



M9630-HST 30/40" Rectangular
Bar Height Table
with umbrella hole
40"W 29"D 39.5"H
Weight: 39



M9636-ST 36" Square Dining
Table with umbrella hole
36"W 35.25"D 29.25"H
Weight: 40



M9636-BST 36" Square
Balcony Height Table
with umbrella hole
36"W 36"D 34.5"H
Weight: 41.5



M9636-HST 36" Square Bar
Height Table with umbrella hole
36"W 36"D 39.5"H
Weight: 43.5



M9642-ST 42" Square Dining
Table with umbrella hole
42"W 41.25"D 29.25"H
Weight: 49

Table height dimensions are from top surface to floor. Tables are available in all frame finishes. (page 193)
Dining, balcony and bar tables designed for surface mount (hardware not included.)

Umbrella hole accommodates 1 1/2" dia. poles only.



M9642-BST 42" Square
Balcony Height Table
with umbrella hole
42"W 42"D 34.5"H
Weight: 50.5 lbs.



M9642-HST 42" Square
Bar Height Table
with umbrella hole
42"W 42"D 39.5"H
Weight: 52.5



M9648-ST 48" Square Dining
Table with umbrella hole
48"W 47.25"D 29.25"H
Weight: 62



M9654-ST 54" Round Dining Table
with umbrella hole
54"W 54"D 29.5"H
Weight: 62

Two sides wheelchair accessible

Four sides wheelchair accessible



M9636-WCA 36" Square
Dining Table with umbrella hole
36"W 36"D 30.75"H
Weight: 42.5
ADA Compliant



M9654-WCA 54" Round
Dining Table with umbrella hole
54"W 54"D 30.5"H
Weight: 63
ADA Compliant



M9642-WCA 42" Square
Dining Table with umbrella hole
42"W 42"D 30.75"H
Weight: 51.5
ADA Compliant



M9649-WCA 48" Square
Dining Table with umbrella hole
48"W 48"D 30.5"H
Weight: 63
ADA Compliant



M9682-ST
82" x 42" Rectangular Dining Table
with umbrella hole
82"W 42"D 29.25"H
Weight: 85



M9682-BST
82" x 42" Rectangular Balcony Table
with umbrella hole
82"W 42"D 34.5"H
Weight: 86.5



M9682-HST
82" x 42" Rectangular Bar Table
with umbrella hole
82"W 42"D 39.5"H
Weight: 88

M9673-ST
73" x 42" Rectangular Dining Table
with umbrella hole
73"W 42"D 29.25"H
Weight: 74.5

M9673-BST
73" x 42" Rectangular Balcony Table
with umbrella hole
73"W 42"D 34.5"H
Weight: 76

M9673-HST
73" x 42" Rectangular Bar Table
with umbrella hole
73"W 42"D 39.5"H
Weight: 77.5



M9662BST
Balcony Ledge Table
62"W 16.75"D 35"H
Weight: 44



M9662HST
Bar Ledge Table
62"W 16.75"D 40"H
Weight: 46.5



Meza HDPE Tables



Fully welded aluminum frame tables with recycled lumber (high density polyethylene- HDPE) plank top. Table height dimensions are from top surface to floor. Table frames are available in all frame finishes page 193. Table Top plank colors are shown below. Dining, balcony and bar tables are designed for surface mount (hardware not included.) **Umbrella hole accommodates 1 1/2" dia. poles only.**



M9624-STW 24" Round Side Table (HDPE)
24"W 24"D 21"H
Weight: 14



M9624SQ-STW 24" Square Occasional Table (HDPE)
22.75"W 22.75"D 21.25"H
Weight: 17



M9607-STW 36" Square Cocktail Table (No hole) (HDPE)
35.25"W 35.75"D 18.25"H
Weight: 37.5



M9636-STW 36" Square Dining Table with umbrella hole ((HDPE)
35.25"W 35.75"D 29.25"H
Weight: 40.5



M9636-BSTW 36" Square Balcony Height Table with umbrella hole (HDPE)
35.25"W 35.75"D 34.5"H
Weight: 43



M9636-HSTW 36" Square Bar Height Table with umbrella hole (HDPE)
35.25"W 35.75"D 39.5"H
Weight: 45.5



M9642-STW 42" Square Dining Table with umbrella hole (HDPE)
41.5"W 41.75"D 29.25"H
Weight: 51



M9642-BSTW 42" Square Balcony Height Table with umbrella hole (HDPE)
41.5"W 41.75"D 34.5"H
Weight: 53.5



M9642-HSTW 42" Square Bar Height Table with umbrella hole (HDPE)
41.5"W 41.75"D 39.5"H
Weight: 56



M9648-STW 48" Round Dining Table with umbrella hole (HDPE)
47.5"W 47.5"D 29.25"H
Weight: 50



M9654-STW 54" Round Dining Table with umbrella hole (HDPE)
53.5"W 53.5"D 29.25"H
Weight: 66



M9673-STW 42" x 74" Rectangular Dining Table with umbrella hole (HDPE)
75.5"W 41.5"D 29.5"H
Weight: 80

M9673-BSTW 42" x 74" Rectangular Balcony Table with umbrella hole (HDPE)
75.5"W 41.5"D 34.5"H
Weight: 82.5.

M9673-HSTW 42" x 74" Rectangular Bar Table with umbrella hole (HDPE)
75.5"W 41.5"D 39.5"H
Weight: 85



M9682-STW 42" x 82" Rectangular Dining Table with umbrella hole (HDPE)
82"W 41.5"D 29.25"H
Weight: 86

M9682-BSTW 42" x 82" Rectangular Balcony Table with umbrella hole (HDPE)
82"W 41.5"D 34.5"H
Weight: 88.5


M9682-HSTW 42" x 82" Rectangular Bar Table with umbrella hole (HDPE)
82"W 41.5"D 39.5"H
Weight: 91 lbs.



M9665-BEW 65" Side Bench (Surface Mount) (HDPE)
65"W 18.5"D 18.5"H
Weight: 33

M9630-BEW End Bench (Surface Mount) (HDPE)
30"W 18.5"D 18.5"H
Weight: 18

Meza Table Top Lumber Color Option



Natural Teak (NT)
(In Stock)

White (WH)
(In Stock)

Sand (SA)
(Special Order)

Slate Gray (GY)
(Special Order)

Matrix Stamped Aluminum Tables

Tables not designated as (Fully Welded) require some assembly. Stamped Aluminum tops are created from 3/16" solid aluminum. The geometric pattern of circles give these tables design simplicity and sophistication. Table height dimensions are from top surface to floor. **Umbrella hole accommodates 1 1/2" dia. poles only.** Available in all frame finishes page 193.



M1042-ST 42" Dining/Umbrella Table with Stamped Top with umbrella hole, (Fully Welded)
42.5"W 42.5"D 28.5"H
Weight: 37



M1018-ST 18" Round Side Table with Stamped Top (Fully Welded)
19"W 19"D 18.5"H
Weight: 9



M8142-ST 42" KD Dining Table with Stamped Top with umbrella hole
42.5"W 42.5"D 28.5"H
Weight: 37



M8324-ST 24" Round Side Table with Stamped Top (Fully Welded)
25"W 25"D 18"H
Weight: 16 l

M1048-ST 48" Dining/Umbrella Table with Stamped Top with umbrella hole (Fully Welded)
49"W 49"D 28.5"H
Weight: 43

M8148-ST 48" KD Dining/Umbrella Table with Stamped Top with umbrella hole
48.5"W 48.5"D 28.5"H
Weight: 43



M518SQS 18" Side Table with Stamped Top, (Fully Welded)
19"W 19"D 18.5"H
Weight: 10



M8130ST 30" Round Dining Table with Stamped Top (Fully Welded)
31"W 31"D 28.5"H
Weight: 23



M8136STUQ 36" Square Dining Table with Stamped Top with umbrella hole (Fully Welded)
37"W 37"D 28.5"H
Weight: 37

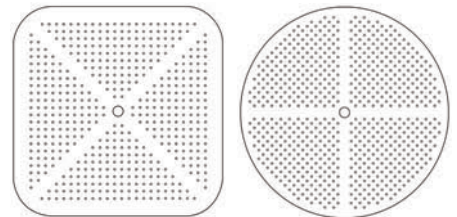


M8136HSTUQ 36" Square Bar Table with Stamped Top with umbrella hole (Fully welded)
37"W 37"D 39.5"H
Weight: 38



M8142HSTU 42" KD Round Bar Table with Stamped Top with umbrella hole
42.75"W 42.75"D 39.5"H
Weight: 38

Tops have perforated hole patterns (Excluding M9005-ST)



M9006-ST
Stamped Chaise Table
18.5"W 18.5"D 25"H
Weight: 20 l



In the down position this is a useful side table.



In the upright position it is used as a lap or serving table.



M9005-ST
Nesting Occasional/Chaise Table, Solid Surface Aluminum Top
24"W 16"D 23.5"H
Weight: 11

Starburst Stamped Aluminum Tables

Tables not designated as (Fully Welded) require some assembly. Table height dimensions are from top surface to floor. Stamped Aluminum tops are created from 3/16" solid aluminum. The geometric pattern of circles give these tables design simplicity and sophistication. **Umbrella hole accommodates 1 1/2" dia. poles only.** Available in all frame finishes page 193.



M1018-AST 18" Round Side Table with Stamped Top (Fully Welded)
19"W 19"D 18.5"H
Weight: 9



M518ASQS 18" Side Table with Stamped Top (Fully Welded)
19"W 19"D 18.5"H
Weight: 10



M8324-AST 24" Round Side Table with Stamped Top (Fully Welded)
25"W 25"D 18"H
Weight: 16



M8130-AST 30" Round Dining Table with Stamped Top (Fully Welded)
31"W 31"D 28.5"H
Weight: 23



M8142-AST 42" KD Dining/Umbrella Table with Stamped Top with umbrella hole
42.5"W 42.5"D 28.5"H
Weight: 37



M1048-AST 48" Dining/Umbrella Table with Stamped Top with umbrella hole (Fully Welded)
49"W 49"D 27.5"H
Weight: 43



M8136ASTUQ 36" Square Dining Table with Stamped Top with umbrella hole (Fully Welded)
37"W 37"D 29"H
Weight: 37

M8148-AST 48" KD Dining/Umbrella Table with Stamped Top (with hole)
49"W 49"D 28.5"H
Weight: 43

M1042-AST 42" Dining/Umbrella Table with Stamped Top with umbrella hole (Fully Welded)
42"W 42"D 27.5"H
Weight: 37



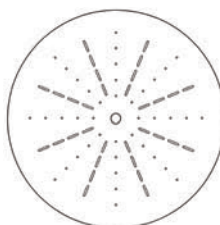
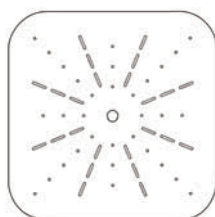
M8136AHSTUQ 36" Square Bar Table with Stamped Top with umbrella hole (Fully Welded)
37"W 37"D 39.5"H
Weight: 38



M8142-AHST 42" KD Round Bar Table with Stamped Top with Umbrella Hole
42.5"W 42.5"D 39.5"H
Weight: 38



M1048STWCA 49" Square Stamp Top Dining Table with umbrella hole (Fully Welded)
49"W 49"D 33.5"H
Weight: 51
ADA Compliant



Tops have perforated hole patterns

Fully Welded Aluminum Slat Top Tables

Umbrella hole accommodates 1 1/2" dia. poles only.



M9734-ST 34" Square Dining Umbrella Table with umbrella hole
34"W 34"D 29"H
Weight: 31



M9763-ST 63" x 34" Rectangular Dining Umbrella Table with umbrella hole
63"W 34"D 29"H
Weight: 50



M9742-ST 42/43" Square Dining Umbrella Table with umbrella hole
43.5"W 42.5"D 29"H
Weight: 47



M9020 Serving Cart with Extruded Shelves
28"W 53.5"D 36"H
Weight: 64



M9715-ST 15" Square End Table
15.5"W 15.5"D 18"H
Weight: 10

Table Collections - Fiberglass Slate

Fiberglass tops are constructed from a fiberglass, resin material molded over a full-board reinforced for extra strength and durability. Table height dimensions are from top surface to floor. All tables are fully welded.

Umbrella hole accommodates 1 1/2" dia. poles only.



M1118 18" Side Table with Slate fiberglass top
18"W 18"D 18.5"H
Weight: 7

M1142-6 42" Dining Table with Slate fiberglass top with umbrella hole
42"W 42"D 28"H
Weight: 33



M1144 42" Dining Table with Slate fiberglass top with umbrella hole
42"W 42"D 28"H
Weight: 41

MC1136 36" Dining Table with umbrella hole
36"W 36"D 27.5"H
Weight: 35

MC1148 48" Dining Table with Slate fiberglass top with umbrella hole
48"W 48"D 27.5"H
Weight: 47



M1536 36" Bar Height Table with Slate fiberglass top (with hole)
36"W 36"D 40.5"H
Weight: 34

Slate Top Colors



Beige



Ivory



White

Contact your sales representative for additional product information. Your sales representative can assist you in the selection of the proper table to enhance the furniture style you are considering.

TROPIC CRAFT™
CASUALS


Extruded Aluminum Slat Tops

Slat top tables are created from individual pieces of extruded aluminum and captured in an attractive outer rim. The tops are available in all frame finishes




MESL-024 23.5" Round Top 8 lbs.

MESL-S24 23.5" Square Top 10 lbs.




MESL-052 27" x 54"
Rectangular Cocktail/Dining/
Balcony Top 32 lbs.
Fits bases M9307B,
M9352B and M9352BB



MESL-084 42" x 85.5"
Rectangular Dining Top
(with hole) 69 lbs.

MESL-073 42" x 73" Rectangular
Dining Top (with hole) 60 lbs.



MESL-090 60" x 91" Rectangular
Dining Top (with hole)
110 lbs.



MESL-R30 30" Round 15 lbs.



MESL-R36 36" Round Top (with hole) 22 lbs.




MESL-S30 30" Square Top 18 lbs.



MESL-S36 36" Square Top (with hole) 25 lbs.

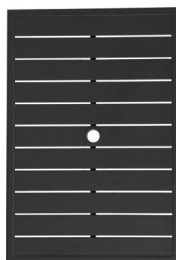
MESL-S42 42" Square Top (with hole) 36 lbs.




MESL-054 54" Round Top (with hole) 46 lbs.

MESL-048 48" Round Top (with hole) 38 lbs.

MESL-R42 42" Round Top (with hole) 30 lbs.



MESL-24/36 36 X 24" Rectangular Top
(with hole)
18 lbs.



MESL-H64 64" Hexagonal Dining Top
(with hole) 70 lbs.

Table bases for all alternative tops are located on pages 139. The Extruded Aluminum Slat tops are available in all frame finishes located on page 193. **NOTE THAT TOPS AND BASES ARE SOLD SEPARATELY.** Dining table bases are "KD" (knock down - assembly required). On "KD" table bases the cast aluminum bracket attaches the legs to the inner ring. Easy to follow instructions for assembly are included with each table base.

Table Bases For Alternative Tops

Table Bases (Excluding M9328B) require some assembly.



M9307B 27" x 52" Cocktail Table Base Only
Weight: 7
Any -052 Top



M9328B 24" Lamp Table Base Only
Weight: 6
Any -024, -S24, -022 Top



M9330B 30" Dining Table Base Only
Weight: 6.5
Any -R30, -S30 Top



M9342BL 42" Round Low Cocktail Table Base for Tops Weight: 7 lbs.
Any -R36, -S36, -R42 or S42 Top

M9354BL 54" Round Low Cocktail Table Base for Tops Weight: 8.5
Any -054, -055, -060 Top, and MESL-H64 Top



M9336BH 36" Bar Table Base Only
Weight: 11
For MESL-24/36 Top Only



M9352BB 52" Balcony Height Dining Table Base Only
Weight: 9 lbs.
Any -052 Top



M9352B 52" Dining Table Base Only
Weight: 8 lbs.
Any -052 Top



M9354B 54" Round Dining Table Base Only
Weight: 10 lbs.
Any -054, -060 Top, and MESL-H64 Top

M9336BB 24" x 36" Balcony Height Table Base Only
Weight: 9 lbs.
For MESL-24/36 Top Only

M9336B 36" Dining Table Base Only
8 lbs.
For MESL-24/36 Top Only

M9348B 48" Round Dining Table Base
Weight: 9.5 lbs.
Any -048 Top



M9342BH 42" Round Bar Table Base Only
Weight: 12.5 lbs.
Any -R36, -S36, -R42 or S42 Top



M9342BB 42" Round Balcony Height Table Base Only
Weight: 2 lbs.
Any -R36, -S36, -R42 or S42 Top



M9342B 42" Round Dining Table Base
Weight: 8.5 lbs.
Any -R36, -S36, -R42 or S42 Top

M9354BB 54" Round Balcony Height Table Base Only
Weight: 13.5 lbs.
Any -054, -060 Top, and MESL-H64 Top



M9373BH 42" x 73" Rectangular Bar Height Table Base Only
Weight: 18 lbs.
Any -073 Top



M9384B 84" Oval Dining Table Base Only
Any -084 or -088 Top Weight: 12.5 lbs.

M9373B 42" x 73" Rectangular Dining Table Base Only
Any -073 Top Weight: 11.5 lbs.



M9390B 60" x 91" Rectangular Dining Table Base Only
Weight: 15
Any -090 Top

Table Collections - Acrylic

Tables not designated as (Fully Welded) require some assembly. **Umbrella hole accommodates 1 1/2" dia. poles only.**

Available in standard finishes page 193. Acrylic Tops are 1/4" thick and have 10 times the impact strength of glass.

Table height dimensions are from top surface to floor.



M518SQA 18" Square Acrylic Top Table (Fully Welded)
19"W 19"D 18.5"H
Weight: 7



M536SQA 36" Square Acrylic Top Table with umbrella hole (Fully Welded)
37"W 37"D 28.5"H
Weight: 26



M1538 36" Bar Height Table with Acrylic Top with umbrella hole (Fully Welded)
36"W 36"D 40.5"H
Weight: 28



M1048-6WCA 49" Square Acrylic Top Dining Table with umbrella hole (Fully Welded)
49"W 49"D 33.5"H
Weight: 42
ADA Compliant



M1018 18" Side Table Acrylic Top 19"W 19"D 18.5"H (Fully Welded)
Weight: 7



M1042BL 42" Round Cocktail Acrylic Top with umbrella hole (Fully Welded)
42.5"W 42.5"D 15"H
Weight: 22



M8130A 30" Round Dining Acrylic Top (Fully Welded)
30"W 30"D 28.5"H
Weight: 18



M8136AUQ 36" Square Dining Acrylic Top with umbrella hole (Fully Welded)
37"W 37"D 28.5"H
Weight: 26

M1042-6 42" Dining Table Acrylic Top with umbrella hole (Fully Welded)
42.5"W 42.5"D 28.5"H
Weight: 23

M1048-6 48" Dining Table with Acrylic Top with umbrella hole (Fully Welded) (not shown)
49"W 49"D 28.5"H
Weight: 28 lbs.



M8148AU 48" KD Round Dining Acrylic Top Table with umbrella hole
48.5"W 48.5"D 28.5"H
Weight: 30 lbs.

M8142AU 42" KD Round Dining Acrylic Top Table with umbrella hole
42.5"W 42.5"D 28.5"H
Weight: 25



M8142HAU 42" KD Round Bar Acrylic Top Table with umbrella hole
42.5"W 42.5"D 39.5"H
Weight: 26



M8136HAUQ 36" Square Bar Acrylic Top Table with umbrella hole (Fully Welded)
37"W 37"D 39.5"H
Weight: 28

TROPIC CRAFT™
CASUALS

Outdoor Power Stations



Wiremold® Tele-Power Poles are a simple, cost-effective way to drop power, communications and A/V in any location away from a wall. Vista Architectural Columns offer the capacity to feed numerous workstations, supply connections to a large area or even support digital signage—all while adding an elegant look to any décor. Power/Light Stations are surface mounted.

- **Charging and Illumination** – Combine charging with accent or area lighting in one pedestal to maximize functionality of outdoor spaces.
- **2- or 3-Gang Options** – Customize the station with two or three gangs of devices to meet your facility's unique needs. Prewired versions include weather-resistant GFCI USB-C combo outlets and 4-port USB-A outlets. Also available unwired for complete customization.
- **Outdoor-Rated Construction** – Rugged aluminum form designed for durability in outdoor locations. UL listed to NEMA 3R requirements to ensure optimal performance. Door closes automatically to meet while-in-use requirements.
- **Durable, Premium Finishes** – Available in three outdoor-rated finishes to complement your space design. Choose from black, bronze, and silver to perfectly match your project.
- **A/V & Communication Compatible** – Add an A/V Communication Kit (XCSAV) to 3-gang versions to accommodate Wiremold AVIP plates, as well as decorator A/V or communication devices. Enables pedestal to support outdoor presentation areas and classrooms, eliminating the need to bring cables from inside a building.
- **Device Shelves** – Add up to two pairs of shelves to hold mobile devices while charging.
- **Door Options** – Interior illuminates when door is opened. Replace standard color-matched door with a transparent version to make devices inside more visible. Or, select a lockable door for added security or to ensure use is limited to facility personnel.
- **ADA compliant** – Meets all specifications for ADA guidelines, including unobstructed reach requirements.

Outdoor Power Stations



Examples of Gang Configurations




Two gangs, (1) Receptacle, (1) USB-A



Two gangs, (2) USB-A
Also available: Two Gangs (2) Receptacles



Three gangs, (1) Receptacle, (2) USB-A
Also available:
Three gangs, (1) USB-A, (2) Receptacles



R1
Receptacle with USB-C ports



XCSSHelf
Outdoor Charging Station Shelf

Accessories/Replacements

XCSCLEAR
Outdoor Charging Station
Clear Door
XCSDOOR
Outdoor Charging Station
Replacement Door
(included in initial shipment)
XCSLOCK
Outdoor Charging Station
Lock Door
XCSSHelf
Outdoor Charging Station
Shelf

Power Station Model # Legend

X	Outdoor
CS	Charging Station
PP	Charging Station no Light
LF	Charging Station w/Area Light
AL	Charging Station w/Accent Light
2G	2 Gangs
3G	3 Gangs
R	20A GFCI Receptacle
RI	20A GFCI Receptacle w/USB-C*
U	4-Port USB-A
BK	Black
BZ	Bronze
SV	Silver

*2 USB-C ports per RI receptacle

Charging Station with Area Light

Combine outdoor device charging with an LED light to eliminate the need for a stand-alone bollard. Perfect for use as pathway lighting in educational, corporate and recreational applications.



XCSLF2GRR

Outdoor Charging Station with area light, two gangs, (2) receptacle
8"W 6"D 48"H

XCSLF2GRU

Outdoor Charging Station with area light, two gangs, (1) receptacle, (1) USB-A

XCSLF2GUU

Outdoor Charging Station with area light, two gangs, (2) USB-A

XCSLF3GRRU

Outdoor Charging Station with area light, three gangs, (2) receptacle, (1) USB-A

XCSLF3GRUU

Outdoor Charging Station with area light, three gangs, (1) receptacle, (2) USB-A

XCSLF2GR1R1

Outdoor Charging Station with area light, two gangs, (2) Duplex GFCI with Dual USB-C

XCSLF2GRR1

Outdoor Charging Station with area light, two gangs, (1) Duplex GFCI, (1) Duplex GFCI with Dual USB-C

XCSLF2GUR1

Outdoor Charging Station with area light, two gangs, (1) 4-Port USB-A, (1) Duplex GFCI with Dual USB-C

XCSLF3GR1R1U

Outdoor Charging Station with area light, three gangs, (1) 4-Port USB-A, (2) Duplex GFCI with Dual USB-C

Weight: 33.5

Lighting Station

Add lighting-only stations to complement the charging stations in your space. Enable a consistent look and provide pathway lighting to campuses.



XLF-SV

Outdoor Lighting Station only, Silver
8"W 6"D 48"H

XLF-BK

Outdoor Lighting Station only, Black

XLF-BZ

Outdoor Lighting Station only, Bronze

Weight: 30.6

Charging Station with Accent Light

Select a charging station with an LED accent light to enable device charging during the day and after dark. Accent light ensures the station stands out from standard bollards and clearly indicates "charging."



XCSAL2GRR

Outdoor Charging Station with accent light, two gangs, (2) receptacle
8"W 6"D 46.5"H

XCSAL2GRU

Outdoor Charging Station with accent light, two gangs, (1) receptacle, (1) USB-A

XCSAL2GUU

Outdoor Charging Station with accent light, two gangs, (2) USB-A

XCSAL3GRRU

Outdoor Charging Station with accent light, three gangs, (2) receptacle, (1) USB-A

XCSAL3GRUU

Outdoor Charging Station with accent light, three gangs, (1) receptacle, (2) USB-A

XCSAL2GR1R1

Outdoor Charging Station with accent light, two gangs, (2) Duplex GFCI with Dual USB-C

XCSAL2GRR1

Outdoor Charging Station with accent light, two gangs, (1) Duplex GFCI, (1) Duplex GFCI with Dual USB-C

XCSAL2GUR1

Outdoor Charging Station with accent light, two gangs, (1) 4-Port USB-A, (1) Duplex GFCI with Dual USB-C

XCSAL3GR1R1U

Outdoor Charging Station with accent light, three gangs, (1) 4-Port USB-A, (2) Duplex GFCI with Dual USB-C

Weight: 33.5

CHARGING STATION INSTALLATION:

Pedestal installs via four L bolts sunk into concrete. Conduit should be stubbed up to a height of 8" for standard power installations. If using AVKIT, conduit should be run up to bottom of power module/door.

To wire, remove four screws from top of pedestal, then remove gasketing and lens (if applicable). Loosen screw inside door area. Power module lifts out of pedestal body, allowing wiring to be pulled up through pedestal. Make all wiring connections, then lower power module back into pedestal body, tighten door area screw, and reassemble top.

LIGHTING STATION INSTALLATION:

Pedestal installs via four L bolts sunk into concrete. Conduit should be stubbed up to a height of 8". All wiring should be completed at base of pedestal, with incoming power wired to included leads

AVAILABLE COLORS:



BLACK



BRONZE



SILVER

Power Pedestal

Ideal for areas that are already illuminated, such as outdoor dining areas. Shorter height enables use beside tables or as a lower-profile solution in landscaping.



XCSP2GRR

Outdoor Charging Station no light, two gangs, (2) receptacle
8"W 6"D 34"H

XCSP2GRU

Outdoor Charging Station no light, two gangs, (1) receptacle, (1) USB-A

XCSP2GUU

Outdoor Charging Station no light, two gangs, (2) USB-A

XCSP3GRRU

Outdoor Charging Station no light, three gangs, (2) receptacle, (1) USB-A

XCSP3GRUU

Outdoor Charging Station no light, three gangs, (1) receptacle, (2) USB-A

XCSP2GR1R1

Outdoor Charging Station no light, two gangs, (2) Duplex GFCI with Dual USB-C

XCSP2GRR1

Outdoor Charging Station no light, two gangs, (1) Duplex GFCI, (1) Duplex GFCI with Dual USB-C

XCSP2GUR1

Outdoor Charging Station no light, two gangs, (1) 4-Port USB-A, (1) Duplex GFCI with Dual USB-C

XCSP3GR1R1U

Outdoor Charging Station no light, three gangs, (1) 4-Port USB-A, (2) Duplex GFCI with Dual USB-C

Weight: 26.2

Site Furnishings

M31017

76" Picnic Table
76"W 76"D 29"H 18"SH
201.5 lbs.

M31018

76" Square Sun Shade/Aluminum Top
76"W 75.5"W 90"H
137 lbs.

When M31017 Picnic Table is used with an umbrella, an umbrella base must be used and the table **MUST** be surface mounted. The M31018 umbrella is a 2-person install due to weight.



M9677 Islands Bench

78"W 18"D 18"H
79 lbs.
Only available in color shown.



M9678 Sandstone Slab Bench

78"W 18"D 18"H
90 lbs.
Only available in color shown.



M9679R Boomerang Fiberglass Bench, Red

81.5"W 31"D 16"H 163lbs.
Available in Crème, Black, Medium Gray, Red, and White.



Crème



Black



Medium
Gray



Red



White




M31016 Picnic Table no Umbrella Hole

96"W 68"D 30.5"H 18"SH
165 lbs.


M31015 Picnic Table with Umbrella Hole

96"W 68"D 30.5"H 18"SH
165 lbs.



M31040 Slat Bench - Straight Armless

71.5"W 27"D 33.5"H 17.5"SH
110 lbs.



M31042 Slat Bench - Straight Two Arms

71.5"W 27"D 33.5"H 17.5"SH 23"AH
115 lbs.

Site furnishings vinyl color selections are located on page 194. Frame finishes are located on page 193



M732-6 6' Bench with Back and Arms
76"W 28.5"D 35"H 17"SH 25"AH
72 lbs.
Surface mount only
Must be secured to surface
Hardware not included



M730-6 6' Bench with Back
No Arms
72"W 28.5"D 35"H 17"SH
63.5 lbs.
Surface mount only
Must be secured to surface
Hardware not included



M733-6 6' Bench Backless - No Arms
72"W 17"D 17.5"H 17.5"SH
36 lbs.
Surface mount only
Must be secured to surface
Hardware not included



M1600RCW 32 Gallon
Crossweave Deco Bin with Lid
and Liner
23.75"W 23.75"D 33"H
23 lbs.



M770 Rectangular Waste Receptacle
36.5"W 19"D 36"H
78 lbs.
Includes dual 22 gallon liners
Fiberglass top only available in bronze.
Can be surface mounted.
Hardware not included

Labeling for M770"L is NOT available
with the Textured Pewter Finish (TPW)



M770L Rectangular Waste
Receptacle with Labeling
Color of labels for body of
receptacle determined at factory
discretion in either light or dark
color. Tops only available in bronze
with white artwork.



M770-POST
Optional In-Ground
Mount Post
Attaches to bottom
of receptacle.
Hardware included



M1600RS 32 Gallon Waste
Receptacle with Sling Sides
with Lid and Liner
24.5"W 24.5"D 33.75"H
17 lbs.



M1600R 32 Gallon Deco Bin
with Lid and Liner
25"W 25"D 33"H
19 lbs.



M1600R 32 Gallon Deco Bin
with Lid and Liner with Optional
Fiberglass Top MT1600R sold
separately
27 lbs.



MT1600R Fiberglass Top, sold
separately
25.5"W 25.5"D 3"H
8 lbs.
For use with any M1600 series
waste receptacle
Has a 9 1/2" dia. opening.
Fiberglass colors (page 190)



M1600RTB Towel Bin
with Sling Sides
24.5"W 24.5"D 33.75"H
14 lbs.



M1600RST 32 Gallon Waste
Receptacle with Stamped
Aluminum Sides
with Lid and Liner
24.75"W 24.75"D 32.5"H
59 lbs.



M77040 Nexus Woven Waste
Receptacle
26"W 26"D 40.5"H 20 lbs.
Also available in Driftwood (page 43)
and Sapphire weave. (page 53),
32 gallon liner included



M8040A 32 Gallon Waste
Receptacle with Lid and Liner
25"W 25"D 45.875"H
72 lbs.

Easy Access
Waste Can/Liner
M8040A shown
with door open



M31090 30 Gal. Waste Receptacle with Powder Coated Liner and Spun Aluminum Drop-Thru Lid. 30"W 30"D 34"H 48.875"H (with lid) 69.5 lbs. (79 lbs. with liner and spun aluminum drop-thru lid) Can be Surface Mounted.



M31090-LID Detachable Waste Receptacle Lid Fits model M31090 only 29.5"W 29.5"D 11"H 16.5 lbs.



M760 30 Gal. Waste Receptacle with Powder Coated Liner and Spun Aluminum Drop-Thru Lid 29"W (bottom) 30"W (top) 30"D 34.25H 38 lbs. (46.5 lbs. with liner and spun aluminum drop-thru lid) Can be surfaced mounted




45" OAH

M760-LID Detachable Waste Receptacle Lid Fits model M760 only 29" dia. 13.5"H 16 lbs.



M24CFA-RECP 24" Square Portico Waste Receptacle with 35 gallon Fiberglass Liner and four wheel base 24"W 24"D 45.25"H 107 lbs.



M169-5 Hoop Bike Rack 71.5"W 28"D 33.5"H 35.5 lbs. Must be surface mounted.



M167-5 6.75' Bike Rack 81"W 36"D 29"H 67.5 lbs. Must be surface mounted.



***5000SM** 5000 Solstice Bike Rack, 41.875"W..37"H 23 lbs. Holds two bikes Galvanized Steel Tube 2" Dia.,Surface mount, Powder Coated frames

***5000S** 5000 Solstice Bike Rack, In-Ground Mount, Powder Coated frames

***Finish colors, page 153**



Smoker's Butler Finish Selections



Tan



Gray

SBKR Smoker's Butler 9" dia. 25"H 11 lbs.



M5535SMBU Smoker's Bin Surface Mount 40.5"H 14.5" Base dia. 4" Receptacle dia. 24 lbs.



Key Lock



Snuffer



M578-1 Charcoal Grill with Shelf 27"W 16"D 49"H 80 lbs.



ECG1929 Covered Charcoal Grill with Shelf Cook Surface - 320" sq. inches 3.5" Dia. Inground pedestal 29.25"W 19.5"D 40"H 145 lbs.

Bicycle racks and waste receptacles and lids are available in any finish color on page 193.

UltraSite Site Furnishings

Note: Assembly Required. Finish options are on page 153



96-S6 6' Jackson Bench with Back, Vertical Slat, Powder Coated
72"W 24.5"D 33.25"H
125 lbs.

Also available in 4' and 8' sizes
Portable (P) and/or
Surface Mount (SM) Options



922-S6 6' Savannah Bench, Slat
72"W 27.25"D 36"H
240 lbs
Thermoplastic Finish

Also available in 4' size
Portable (P) and/or
Surface Mount (SM) Options



940P-P6 - 6' Extra Heavy Duty Bench with Back, Perforated Pattern, Portable (P)
72"W 22.3125"D 35.125"H
109 lbs.
Thermoplastic Finish on seat & back,
Black Powder Coated Steel Frame
940P-V6 - Diamond Pattern

Also available in 4' and 8' sizes
In-Ground (S) and
Surface Mount (SM) Options



950SM-FB6 6' Capri Bench Fiesta Pattern, Surface Mount (SM)
74"W 26.5"D 34"H
106 lbs.
Thermoplastic Finish,
Black Powder Coated Steel Frame
950SM-P6 - Perforated Pattern
950SM-S6 - Slat Pattern
950SM-V6 - Diamond Pattern
950SM-W6 - Wave Pattern

Also available in 4' and 8' sizes
Portable (P) and/or
Inground (S) Options



954-V6 6' Lexington Bench with Back, Diamond Pattern
75"W 27"D 35.5"H
214 lbs.

Thermoplastic Finish,
Cast Aluminum Frame
954-FB6 - Fiesta Pattern
954-P6 - Perforated Pattern
954-S6 - Slat Pattern
954-W6 - Wave Pattern

Also available in 4' and 8' sizes
Portable (P) and/or Surface
Mount (SM) Options



964-S6 6' Charleston Bench with Back, Vertical Slat Pattern, Portable and/or Surface Mount
72"W 27"D 35.75"H 18"SH
190 lbs.
Thermoplastic Finish,
Cast Aluminum Frame

Also available in 4' and 8' sizes
Portable (P) and/or Surface
Mount (SM) Options



974-HS6 - 6' Wilmington Bench, Horizontal slats, Portable and/or Surface Mount, Powder Coat finish,
76.25"W 29"D 32.3125"H
974-S6 - Vertical Slat Pattern
145 lbs.

Also available in 4' and 8' sizes



338SM-V 46" Single Pedestal Square Table, with umbrella hole Diamond Pattern
Surface Mount (SM)
76.5"W 76.5"D 30.25"H
264 lbs.
Thermoplastic Finish,
*Black Powder Coated Steel Frame
338SM-P - Perforated Pattern

Inground (S) Option



369SM-RDV -46" Round Span Leg Table, with umbrella hole, Diamond Pattern, Surface Mount (SM)
84"W 84"D 30.25"H
196 lbs.

Thermoplastic Finish,
*Black Powder Coated Steel
Frame

369SM-RDP - Perforated
Pattern
Inground (S) Option



65SM-HS6 6' Phoenix Cantilever Horizontal Steel Slat Table and 2 4' Benches
Powder Coated, Surface Mount
71"W 74"D 30.8125"H
460 lbs.

In-Ground (S) and Surface
Mount (SM) Options



69SM-HS6 6' Phoenix Cantilever Horizontal Steel Slat Bench
Powder Coated, Surface Mount
71"W 20"D 17.625"H
160 lbs.

69S-HS6 6' Phoenix Cantilever Horizontal Steel Slat Bench
Powder Coated (Inground)

Also available in 4' size.
In-Ground (S) and
Surface Mount (SM) Options



238-P6 - 6' Double Sided Extra Heavy Duty Table Perforated Pattern
72"W 68.5"D 30.25"H
239 lbs.

238-V6 - Diamond Pattern

238H-V8 - 8' Double Sided Extra Heavy Duty ADA Table, no umbrella hole, Diamond Pattern
Portable and/or Surface Mount
96"W 68.5"D 30.25"H
195 lbs.

Thermoplastic Finish,
*Black Powder Coated Steel Frame
238H-P8 - Perforated Pattern, ADA



UltraSite Site Furnishings

Note: assembly required. Finish options are on page 153.



358H-V 3-Seat, 46" Square, ADA Table, with umbrella hole, Diamond Pattern
Portable and/or Surface Mount
77.75"W 71.5"D 30.25"H
172 lbs.
Thermoplastic Finish,
*Black Powder Coated Steel Frame
358H-P - Perforated Pattern



358-OV 46" Octagon Table with umbrella hole, Diamond Pattern
Portable and/or Surface Mount
79"W 79"D 30.25"H
189 lbs.
Thermoplastic Finish,
Powder Coated Steel Frame
358-OP - Perforated Pattern



358H-RDV 3-Seat, 46" ADA Round Table, with umbrella hole, Diamond Pattern
83"W 64.5"D 30.25"H
168 lbs.
Thermoplastic Finish,
Powder Coated Steel Frame
358H-RDP - Perforated Pattern



358-RDV 46" Round Table Diamond Pattern, with umbrella hole
Portable and/or Surface Mount
83.25"W 83.25"D 30.25"H
186 lbs.
Thermoplastic Finish,
Powder Coated Steel Frame
358-RDP - Perforated Pattern

Surface Mount (SM) recommended

UltraSite Receptacles



AG-36FT
Augusta 36 Gallon Receptacle w/Flat Top Lid & Plastic Liner
Inground and/or Surface Mount
Powder Coated Finish
26.5"W 26.5"D 29.25"H
185 lbs.

AG-36AU

Ash Urn Lid & Plastic Liner

AG-36RB Rain Bonnet Lid and Plastic Liner



EX-32 32 Gallon Trash Receptacle Only
Diamond Pattern
23.5"W 23.5"D 30"H
70 lbs.

Thermoplastic Finish

FB-32 - Fiesta Pattern

PR-32 - Perforated Pattern

S-32 - Slat Pattern

W-32 - Wave Pattern
(Lid And Liner Sold Separately)



TEXT-32
32 Gallon Receptacle
24"W 24"D 33"H
70 lbs.
Thermoplastic Finish
(**RT-32** Lid and **PL-32** Liner Sold Separately)



PL-32
Heavy Duty Plastic Receptacle Liner
22"W 22"D 28"H 8 lbs.
32 Gallon Capacity
Sold Separately



TFTR-32-08
Flat Top Lid with 8" opening,
24"W 24"D 2"H
7 lbs.

Fits 32 gal. receptacle

TFTR-32-14

Flat Top Lid with 14" opening,



TAUR-32-08
Flat Top Lid with 8" opening and Ash Urn
24"W 24"D 13"H
13 lbs.

Fits 32 gal. receptacle

TAUR-32-14

Flat Top Lid with 14" opening and Ash Urn Lid



TRBR-32-08
Flat Top Lid with 8" opening and Rain Bonnet
24"W 24"D 13"H
13 lbs.

Fits 32 gal. receptacle

TRBR-32-14

Flat Top Lid with 14" opening and Rain Bonnet



RT-32
32 Gallon Dome Round Top
24.875"W 24.875"D 11.75"H
10 lbs.

Available in Black, Blue, Gray, Red

Only available on thermoplastic receptacles

RECEPTACLE MOUNTING KITS

Most trash receptacles are portable and can be converted to either inground (IG) or surface mount (SM) receptacles. Sold separately. Powder coated black finish.



IG KIT

Inground Mount Kit for Receptacles
Powder coated black finish



SM KIT

Surface Mount Kit for Receptacles
Powder coated black finish

Note: Mounting kits are not available for TEXT-32.

UltraSite Natural Collection

Recycled planks, 100% recycled plastic with color, rounded edges. Assembly required.

Finish and plank color options are on page 153.



61S-CDR6
Richmond Series 6' Bench
with Back, Recycled Plastic
Powder Coated Frame
72"W 21.75"D 32.75"H
185 lbs.
61S-BRN6
61S-GRN6
61S-GRY6

Inground (S) or
Surface Mount (SM) Option



21-CDR6
6' Bench with Back,
Recycled Plastic, 2\"X6\" Planks
72"W 24.5"D 32.5"H
185 lbs.
21-GRN6
21-GRY6
Portable only



24-CDR6
6' Table, Recycled Plastic,
no umbrella hole
72"W 59.5"D 30"H
410 lbs.
24-GRN6
24-GRY6
Portable (P) and/or
Surface Mount (SM) Options
Frame Black



26-HEX-GRN
6' Hexagon Table, with
umbrella hole, Recycled Plastic
72"W 72"D 29.5"H
250 lbs.
26-HEX-CDR
Portable (P) and/or
Surface Mount (SM),



952SM
6' Backless Bench, Recycled Plastic,
4-Slat, 3\"X4\" Planks, Powder
Coated Frame, Surface Mount (SM).
72"W 15.5"D 16.62\" SH
130 lbs.
952SM-GRN36
952SM-GYR36
952SM-CDR36
952SM-BRN36



964-BRN6
6' Charleston Bench with Back,
Recycled Plastic, thermoplastic
finish on frame
76"W 26.75"D 35.75"H
300 lbs.
964-CDR6
964-GRN6
964-GRY6
Portable (P) and/or Surface Mount
(SM) Options



982SM-GRN36
6' Single Sided Bench,
Recycled Plastic,
8-Slat, 3\"X4\" Planks, Powder
Coated Frame
Surface Mount (SM)
72"W 23.25"D 35"H
235 lbs.
982SM-BRN36
982SM-CDR36
982SM-GRY36
Inground Mount (S) Option



G238-GRN8
8' Extra Heavy Duty Table, no
umbrella hole, Recycled Plastic,
Galvanized Frame
96"W 61.685"D 30"H
400 lbs.
G238-BRN8
G238-CDR8
G238-GRY8
Portable (P) and/or
Surface Mount (SM) Options
Also available in powder coated frame.



158-GRY6
6' Heavy Duty Table,
no umbrella hole, Recycled Plastic,
Powder Coated Frame
72"W 57"D 30"H
253 lbs.
158-BRN6
158-CDR6
158-GRN6
Portable (P) and/or
Surface Mount (SM) Options



358-CDR48
48\" Square Table,
Powder Coated Frame, with
umbrella hole, Recycled Plastic
74.5"W 74.5"D 30"H
227 lbs.
358-BRN48
358-GRN48
358-GRY48
Portable (P) and/or Surface
Mount (SM) Options



358H-CDR48
48\" ADA Square Table, Powder Coated
Frame, with umbrella hole, Recycled Plastic
74.5"W 66.25"D 30"H
191 lbs.
358H-BRN48
358H-GRN48
358H-GRY48
Portable (P) and/or Surface
Mount (SM) Options

UltraSite Natural Collection

! IMPORTANT ORDERING INFORMATION

Powder coated lids are required for recycled plastic receptacles



PFT-32-TRSQ

Flat Top Square Lid;
Powder Coat Finish
23"W 23"D 2"H
20 lbs.
Fits 32 gal. TRSQ-32



PAU-32-TRSQ

Square Lid with Ash Urn
Powder Coat Finish
23"W 23"D 13.128"H
25 lbs.
Fits 32 gal. TRSQ-32



PRB-32-TRSQ

Square Lid with Rain Bonnet
Powder Coat Finish
23"W 23"D 13.0625"H
24 lbs.
Fits 32 gal. TRSQ-32

Decals for TRSQ-32 and TR-32 Receptacles



01-05-0136



01-05-0137



01-05-0135



01-05-0130

01-05-0130 Lettering - 'RECYCLE' decal

01-05-0135 Lettering - 'TRASH' decal"

01-05-0136 Lettering - 'CANS' decal

01-05-0137 Lettering - 'PLASTICS' decal

TRASH RECEPTACLES



TRSQ-32-GRY

32 Gallon Sq. Receptacle,
Recycled Plastic, 2"x4" Planks,
26.75"W 26.75"D 34"H
135 lbs.

TRSQ-32-BRN

TRSQ-32-CDR

TRSQ-32-GRN

Liner (page 148) and
Powder Coat Lid Sold Separately
Portable w/mounting kit sold Separately.

Available in all plank colors
Assembly Required



TR-32-BRN

32 Gallon Round Receptacle,
Recycled Plastic, 2"x4" Planks,
27.25"W 27.25"D 34"H
110 lbs.

TR-32-CDR

TR-32-GRN

TR-32-GRY

Liner (page 148) and
Powder Coat Lid Sold Separately
Portable w/mounting kit sold Separately.

Available in all plank colors.



PFTR-32-08

Flat Top Lid with 8" opening,
24"W 24"D 2"H 7 lbs.
Fits 32 gal. receptacle

PFTR-32-14

Flat Top Lid with 14" opening,



PAUR-32-08

Flat Top Lid with 8"
opening and Ash Urn
24"W 24"D 13"H 13 lbs.
Fits 32 gal. receptacle

PAUR-32-14

Flat Top Lid with 14"
opening and Ash Urn Lid



PRBR-32-08

Flat Top Lid with 8"
opening and Rain Bonnet
24"W 24"D 13"H
13 lbs.

Fits 32 gal. receptacle

PRBR-32-14

Flat Top Lid with
14" opening and
Rain Bonnet

RECYCLING RECEPTACLES



TRSQ-20-GRY

Single Recycling 20 Gal. Receptacle,
Recycled Plastic,
23"W 23"D 28"H 135 lbs.

TRSQ-20-BRN

TRSQ-20-CDR

TRSQ-20-GRN

PL-20 Liner and Lids listed below
Sold Separately
Portable with mounting kit sold separately

Available in all plank colors
Assembly Required



TRSQ-40-CDR

Double Recycling Receptacle, 20 Gal. each,
Recycled Plastic,
44.75"W 23"D 28"H 235 lbs.

TRSQ-40-BRN

TRSQ-40-GRN

TRSQ-40-GRY

PL-20 Liner and Lids listed below
Sold Separately
Portable with mounting kit sold separately

Available in all plank colors
Assembly Required



TRSQ-60-GRN

Triple Recycling Receptacle,
20 Gal. each, Recycled Plastic,
66.5"W 23"D 28"H 335 lbs.

TRSQ-60-BRN

TRSQ-60-CDR

TRSQ-60-GRY

PL-20 Liner and Lids listed below
Sold Separately
Portable w/mounting kit sold separately

Available in all plank colors
Assembly Required

Lids for TRSQ-20, TRSQ-40 and TRSQ-60 Receptacles Sold Separately

01-05-0123 'PLASTICS' Lid
23 3/4" square HDPE lid,
Lettering - 'PLASTICS', 10" round opening

01-05-0124 'CANS' Lid
23 3/4" square HDPE lid,
Lettering - 'CANS', 4" round opening

01-05-0125 'TRASH' decal
23 3/4" square HDPE lid,
Lettering - 'TRASH', 10" square opening

01-05-0126 'GLASS' Lid
23 3/4" square HDPE lid,
Lettering - 'GLASS', 4" round opening


01-05-0127 'PAPER' Lid
23 3/4" square HDPE lid,
Lettering - 'PAPER',
10" x 1.5" slot opening

UltraSite Dog Park Site Furnishings



UltraSite Dog Park Site Furnishings

❗ IMPORTANT ORDERING INFORMATION **MUST SPECIFY BLUE OR GREEN FINISH**



TBARK-954-S6
Pooch Perch Bench, Slat Pattern
74"W 25"D 35"H
190 lbs.

TBARK-954-P6 - Perforated Pattern
TBARK-954-W6 - Wave Pattern
Features Paw Print and Bone Detail.

Thermoplastic seat and Powder Coated Frame

Available in Slat (shown), Perforated or Wave seat pattern.



PBARK-940P-P6
Sit & Stay Bench, Portable
72"W 22.25"D 35"H
109 lbs.

Features Paw Print and Bone Detail with perforated seat
Thermoplastic seat and back and Powder Coated Frame

Available inground (S), portable (P) and surface mount (SM).



TBARK-PR-32
Tidy Up Trash Receptacle
Thermoplastic Finish
23.5"W 23.5"D 30"H
77 lbs.

Shown with **FTR-32-08** Flat Top Thermoplastic Lid and **PL-32** Liner

(Lid & Liner Sold Separately) page 150



PBARK-467
Waste Station with Bags and Receptacle
12.75"W 9.25"D 78"H
(from above ground)
40 lbs.



PBARK-468
Waste Station with Bags - No Receptacle
6.75"W 5.75"D 78"H
(from above ground)
35 lbs.



PBARK-469
Aluminum Bag Dispenser
9.4"W 3.25"D 15.5"H
7 lbs.
Includes (2) rolls Litter Pick Up Bags (200 count per roll)

Available in Forest Green only
Receptacle Sold Separately

Replacement bags are available. Contact your sales representative for details.



Includes **PL-20** Liner and Powder Coated Rain Bonnet lid As shown

PBARK-433
Recycled Plastic Pet Waste Station w/20 Gal. Receptacle
25.75"W 28.5"D 60.5"H
125 lbs.

UltraSite Site Furnishings


Pattern Options



DIAMOND (V)




FIESTA (FB)



PERFORATED (P)



SLAT (S)



WAVE (W)

! IMPORTANT ORDERING INFORMATION ★ **Thermoplastic coated lids required for thermoplastic receptacles**
Powder coated lids required for recycled plastic receptacles

ULTRACOAT THERMOPLASTIC GLOSS FINISH OPTIONS



Red



Burgundy



Blue



Ultra Blue



Green




Beige



Black

- Superior Adhesion
- Resistance to Cutting and Vandalism
- No Runs or Drips
- Smooth Finish Prevents Mold and Mildew
- Easily Repaired
- UV Protection
- Environmentally Friendly

ULTRACOAT THERMOPLASTIC TEXTURED FINISH OPTIONS




Black



Brown



Fern



Gray



Green



Mariner Blue



Mystic Blue



Red



Yellow

RECYCLED PLANK COLORS



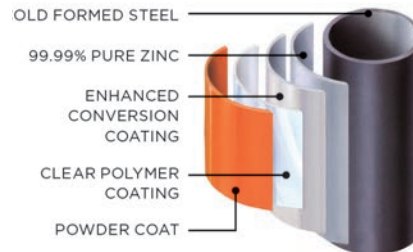
GRY - Gray

CDR - Cedar

BRN - Brown

GRN - Green

STANDARD POWDER COAT



- Uniform Coating
- Durability
- High-quality
- Attractive finish

POWDER COAT FINISH OPTIONS



Yellow



Red



Burgundy



Purple




Blue



Ultra Blue




Green



Brown




Beige



Gray



Black



Matt Black



White

Fiberglass Planters And Containers


Texacraft all weather planters and containers combine natural and synthetic materials to create lightweight, sculptural forms that can be used both OUTDOORS and INDOORS. Carefully made by hand, each piece is constructed from a fiberglass shell with a natural metal finish applied over the top. They are then hand polished to achieve a rich, dimensional surface that will either patina over time or take on a matte finish, depending on the salt content in the air. Most of these commercial grade containers are steel reinforced and are two to three times stronger compared to other manufacturers. The finishes are formulated with high UV and scratch resistant properties creating a very durable exterior fiberglass product. **Not all sizes and colors are stocked for quick shipment. Consult sales rep for availability.**

Maverick



- 032/19** Maverick Planter (B)
19" Dia. 12.25" Base 16.5"H 8 lbs.
032/23 Maverick Planter (A)
23" Dia. 15" Base 20"H 13lbs.
032/30X26 Maverick Planter (C)
30" Dia. 20" Base 26"H 26 lbs.
032/36 Maverick Planter
36" Dia. 23.5" Base 31"H 38 lbs.

Axis




- 043/36X14** Axis Planter (C)
36" L 14" W 16"H 23 lbs.
043/48X14 Axis Planter (B)
48" L 14" W 16"H 30 lbs.
043/60X14 Axis Planter (A)
60" L 14" W 16"H 32 lbs.
043/27X8 Axis Planter
27" L 8" W 9"H 9 lbs

Sidekick



- 053/19X19** Sidekick Planter
19" Square 19"H 19 lbs. (B)
053/24X24 Sidekick Planter
24" Square 24.25"H 28 lbs. (A)
053/30X30 Sidekick Planter
30" Square 25"H 35 lbs.
053/36X36 Sidekick Planter
36" Square 34"H 60 lbs. (C)
053/42X42 Sidekick Planter
42" Square 38.25"H 72 lbs.

Monsoon



- 042/36X14** Monsoon Planter
36"L 14"W 24"H 31 lbs. (C)
042/48X14 Monsoon Planter
48"L 14"W 24"H 369 lbs. (B)
042/48X18X36 Monsoon Planter
with Recessed Base
48"L 18"W 36"H 67 lbs.
042/60X14 Monsoon Planter
with Recessed Base
60"L 14"W 24"H 54 lbs. (A)
042/60X18 Monsoon Planter
with Recessed Base
60"L 18"W 36"H 88 lbs.
042/72X18X36 Monsoon Planter
with Recessed Base
72"L 18"W 36"H 80 lbs

Cloud



- 089/18** Cloud Break Bowl (C)
18" Dia. 9" Base 7.5"H 9 lbs.
089/24 Cloud Break Bowl (B)
24" Dia. 9" Base 10"H 12 lbs.
089/30 Cloud Break Bowl (A)
30" Dia. 15" Base 12"H 23 lbs.
089/42 Cloud Break Bowl
42" Dia. 21" Base 14"H 40 lbs.

Helix



- 029/16** Helix Side Table
16" Dia. 16" Base 16"H 18 lbs.

Ajax




- 001/18** Ajax Side Table
16" Dia. 16" Base 18"H 15 lbs.



Monsoon

Dimensions may vary slightly due to fiberglass hand layering process. Weights shown are approximate. All planters ship without drain holes so that they can be used indoors. If drain holes are needed simply drill a 3/4" hole in bottom of planter.

Fairfax



- 034/26** Fairfax Planter (B)
12" Square 8.75" Sq. Base 26"H
16 lbs.
- 034/30** Fairfax Planter
16" Square 12" Sq. Base 30"H
24 lbs.
- 034/32X18** Fairfax Planter (A)
18" Square 13" Sq. Base 32"H
30 lbs.
- 034/32X24** Fairfax Planter
24" Square 16" Sq. Base 32"H
33 lbs.
- 034/42X24** Fairfax Planter
24" Square 16" Sq. Base 42"H
50 lbs.

Tiburon



- 035/26** Tiburon Planter (B)
12" Dia. 8.75" Base 26"H 13 lbs.
- 035/30** Tiburon Planter (A)
16" Dia. 11.25" Base 30"H 17 lbs.
- 035/32X18** Tiburon Planter (C)
18" Dia. 12.75" Base 32"H 20 lbs.
- 035/32X24** Tiburon Planter
24" Dia. 17" Base 32"H 2 lbs.
- 035/54** Tiburon Planter
29" Dia. 23.5" Base 54"H 40 lbs.

Infinity



- 072/22** Infinity Planter (B)
13" Dia. 10" Base 22"H 14 lbs.
- 072/32X18** Infinity Planter (A)
18" Dia. 13" Base 32"H 22 lbs.
- 072/32X24** Infinity Planter (C)
24" Dia. 16" Base 32"H 28 lbs.
- 072/42** Infinity Planter
24" Dia. 18.75" Base 42"H 46 lbs.

Swell



- 046R/48X14** Swell Planter
with Recessed Base
48"L 14"W 24"H 37lbs.
- 046R/40X14** Swell Planter
with Recessed Base
40"L 14"W 24"H 27lbs.
- Two planters shown above.



York

- 026/19** York Planter
19" York Rd Planter, Base
19"W 8.5" Base 18.5"H 12 lbs.
- 026/23**
23" York Rd Planter, Base 10"
23"W 10" Base 22"H 13 lbs.
- 026/30**
30" York Rd Planter, Base 14.5"
30"W 14.75" Base 29"H 26 lbs.

Planter and Container Finishes

LS LIMESTONE	BN BONE	CF COFFEE	BR BRASS	R OX BLOOD	ES ESPRESSO
BK SHINY BLACK	MG MATTE GREY	ST STERLING	MW MATTE WHITE	SW SHINY WHITE	
B *BRONZE	C *COPPER	I *CAST IRON	SS *STAINLESS STEEL	MB MATTE BLACK	

Above: Finishes are Marine Grade or Automotive

*Indicates a fusion of metal and fiberglass technology that will patina naturally over time.



Highline

068/16X16X32 Highline Container with toe kick

16" Sq. 14" Base 32"H

34 lbs. (for container, top and liner)

068TTOP Highline Trash or Recycle Top for 16x16x32 container

068LINER Highline Liner for 16x16x32 container

"TRASH"-WORD/2 Decal - 2" "TRASH" (word)

"RECYCLE "-WORD/2 Decal - 2" " RECYCLE" (word)

"COMPOST"-WORD/2 Decal - 2" " COMPOST" (word)

Picture shows two receptacles.

Ordering Note:

Container, top, liner and "words" are ordered separately



Mirage

096/36X18-ST Sterling Mirage Container (Top and Liner not included)

18" L 12" W 36"H 33 lbs. 15 Gallon

096/LINER/36X18 Liner only for Mirage Container

096/TTOP36X18-ST Sterling Trash Top to fit Mirage Container w/ liner

"TRASH"-WORD/2 Decal - 2" "TRASH" (word)

"RECYCLE "-WORD/2 Decal - 2" " RECYCLE" (word)

"COMPOST"-WORD/2 Decal - 2" " COMPOST" (word)

Picture shows two receptacles.

Ordering Note:

Container, top, liner and "words" are ordered separately



Sterling Finish in stock.

Available in all other finishes.

Consult your sales rep.



Mercury

102/24X24X34 Mercury Container with toe kick and Rain Cover

24" Sq. 24" Base 20" Recessed Base 34"H (46" H with cover)

71 lbs. (for container, top and liner)

102TCTOP/34 Mercury Trash Rain Cover Top only with stainless steel swinging door 24"x24"x12"H

102LINER/34X24 Mercury Container Liner only for 102/24x24x34 Container

Ordering Note:

Container, top and liner are ordered separately



Titan

103/24X18X33 Titan Trash Container

24" Dia. 18" Base 33"H

35 lbs. (for container, top and liner)

103TTOP/33 Trash Top Only for 24"x18"x33"H Receptacle

103LINER/33 Titan Container Liner Only for 24"x18"x33"H Receptacle

Ordering Note:

Container, top and liner are ordered separately



Nova

107/32X18X34 Nova Container

32"L 18"W 34"H

90 lbs.

107/RTTOP/32X18X34

Recycle/trash top with handle

For #107 container

107/SwingTop12X12

For Metal Swing Tops

107Liners/32X18X34

(2) Liners Only for Nova Container



Ordering Note:

Container, top, swing top insert, liner and decals are ordered separately.



Element

082/32X22 Element Recycle/

Trash Container **(B)**, (liners not included)

22" L 14"W x 32"H 20 lbs.

082RTTOP/32X22 Element Recycle/Trash TOP

for 32x22 container

082LINERS/32X22 Element Recycle/Trash

Container, LINERS (2) Containers require 2

liners for 32x22,

082/32X31 Element Recycle/Trash Container

(A) (liners not included)

31"L 17"W 32"H 40 lbs.

082RTTOP/32 Element Recycle/Trash TOP for

32x31 container

082LINERS/32X31 Element Recycle/Trash

Container, LINERS (2) Containers require

2 liners for 32x31

Ordering Note:

Container, top, liner and decals are ordered separately



Hive

073/28X14 Hive Container

14" Dia. 14" Base 28"H 19 lbs.

073/34X14 Hive Container

14" Dia. 14" Base 34"H 21 lbs.

073/TTOP14 Hive Trash Top Only

For 28 & 34/14 container

073Liner/28X14 Hive Container

Liner Only, for 28/14 container

073Liner/34X14 Hive Container

Liner Only, for 34/14 container

073/28X18 Hive Container

18" Dia. 18" Base 28"H 18 lbs.

073/34X18 Hive Container

18" Dia. 18" Base 34"H 21 lbs.

073/TTOP18 Hive Trash Top Only

For 28 & 34/18 container

Liner Only, for 28/18 container

073Liner/28x18 Hive Container

Liner Only, for 28/18 container

073Liner/34x18 Hive Container

Liner Only, for 34/18 container

Gray (Trash), Blue (Recycle), Bright Green (Compost)


Ordering Note:

Containers and tops can be ordered in any standard finish.

Container, top, liner and decals are ordered separately

Decals must be ordered separately.

Decals are standard for all containers, available in White (W) or Black (BK). Symbols are available in additional colors as noted.



"TRASH"-SYMBOL/2 -(COLOR)

Decal - 2" "TRASH" (symbol) (can be grey)



"RECYCLE"-SYMBOL/2-(COLOR)

Decal - 2" "RECYCLE" (symbol) (can be blue)\



"COMPOST"-SYMBOL/2-(COLOR)

Decal - 2" "COMPOST" (symbol) (can be green)

Euro Height Fire Tables



- Fire tables are designed to burn NG (Natural Gas) or LP (Propane)
- All models ship as NG ready
- Licensed plumber needed for Natural Gas installation
- LP option will ship with a 10 foot hose and regulator
- Simply connect to a standard 20lb LP tank to operate
- Tables have adjustable feet
- Fluid Concrete Technology protects the concrete material from stains & weather
- Composite material is 2x strength of normal concrete and ½ the weight
- Stainless steel burners
- Charcoal Glass included as decorative media
- All tables ship with 2 bags of charcoal glass.
- Each fire table in the collection is a 2 man lift.
- Each unit fires 65000 BTU



ESF.O.BAS.40.(COLOR).G
Base 40" Square Fire Table - LP/NG
40"W 40"D 13.3"H
164 lbs.



ESF.O.ARK.40.(COLOR).G
Ark 40" Round Fire Table - LP/NG
40"W 40"D 13.3"H
128 lbs.



ESF.O.WHF.65.(COLOR).G
Wharf 65" x 40" Rectangle Fire Table - LP/NG
65"W 40"D 13"H
231 lbs.
Shown with optional Glass Fire Screen



ESF.2.A.TAN.(COLOR)
LP Tank Cover/
Side Table/Stool
18"SQ x 20.9"H
44 lbs.



ESF.O.CHS.38.(COLOR).G
Chaser 38" Natural - Square Table - LP/NG
38"W 38"D 20"H

ESF.O.CHS.38.(COLOR).G.DSI
Chaser 38" - Square Table - LP/NG w/ DSI
38"W 38"D 20"H
183 lbs.



ESF.O.COS.50.(COLOR).G
Cosmo 50" - Rectangle Table - LP/NG
50"W 30"D 12"H
150 lbs.



ESF.O.MHT.50.(COLOR).G
Manhattan 50" - Rectangle Table - LP/NG
50"W 30"D 12"H
118 lbs.




ESF.O.POD.40.(COLOR).G
Pod 40" Round Fire Pit - LP/NG
39.4"W 39.4"D 20"H

ESF.O.POD.40.(COLOR).G.DSI
Pod 40" Round Fire Pit - LP/NG w/ DSI
39.4"W 39.4"D 20"H 111 lbs.
Shown with optional Glass Fire Screen



ESF.O.GIN.90.L.(COLOR).G
Gin 90 Low - Rectangle Table - LP/NG
89"W 43"D 13.5"H
376 lbs.


FINISHES



Bone (BO)



Granite (GH)



Natural (NA)



Granite (GH)

ESF.O.GIN.90.CH.(COLOR).G

Gin 90 Chat 90" - Rectangle Table - LP/NG
89"W 43"D 23"H
415 lbs.



Natural (NA)

ESF.O.GIN.90.D.(COLOR).G

Gin 90 Dining - Rectangle Table - LP/NG
89"W 43"D 29"H

ESF.O.GIN.90.D.(COLOR).G.DSI

Gin 90 Dining - Rectangle Table - LP/NG w/ DSI
89"W 43"D 29"H
447 lbs.



Bone (BO)

ESF.O.GIN.90.BR.(COLOR).G

Gin 90 Bar 90" Rectangle Table - LP/NG
89"W 43"D 41"H

ESF.O.GIN.90.BR.(COLOR).G.DSI

Gin 90 Bar 90" Rectangle Table - LP/NG w/ DSI
89"W 43"D 41"H
487 lbs.

**Glass Fire Screens
are sold separately.**



ESF.5.A.G.R530

R530 Glass Fire Screen
For: Ark 40, POD 40
20.9"W 20.9"D 7.5"H

ESF.5.A.G.S500

S500 Glass Fire Screen
For: Base40 and Manhattan
20.9"W 20.9"D 9.8"H

ESF.5.A.G.S380

S380 Fire Screen
For: Chaser 38
18.9"W 13.8"D 6.7"H

ESF.5.A.G.L1520

L1520 Glass Fire Screen
For: Gin 90
59.8"W 13.4"D 9.8"H

ESF.5.A.G.L1080

L1080 Glass Fire Screen
For: Wharf 65, Cosmo 50
42.5"W 13.4"D 9.8"H

**All Season Covers
are sold separately.**



MAD.5.A.AS.RT40

RT40 All Season Cover
For: Ark 40

MAD.5.A.AS.ST40

ST40 All Season Cover
For: Base 40

MAD.5.A.AS.ST38

ST38 All Season Cover
For: Chaser 38

MAD.5.A.AS.LT50

LT50 All Season Cover
For: Cosmo and Manhattan

MAD.5.A.AS.LT90

LT90 All Season Cover
For: Gin 90

MAD.5.A.AS.RP40

RP40 All Season Cover
For: POD40

MAD.5.A.AS.LT65

LT65 All Season Cover
For: Wharf 65

**Cover Plates
are sold separately.**



ESF.5.A.CP.L50

L50 Cover Plate
For: Wharf 65 and Cosmo 50
15.3"W 45.5"D 0.2"H

ESF.5.A.CP.L65

L65 Cover Plate
For: Gin 90s
16.1"W 62.5"D 0.2"H

ESF.5.A.CP.R20

R20 Cover Plate
For: Ark 40
22.8"W 22.9"D 0.2"H

ESF.5.A.CP.S18

S18 Cover Plate
For: Chaser 38
17.6"W 17.7"D 0.2"H

ESF.5.A.CP.S22

S22 Cover Plate
For: Base 40 and Manhattan
22.6"W 22.6"D 0.2"H

Liquid Propane (LP)

Easy no cost installation
Burners are UL/ULC Listed
Push Button ignition
Offer flexibility to relocate fire table

Natural Gas (NG)

Lowest cost of operation
Requires no refueling
Adjustable flame height
Burners UL/ULC Listed
Push button ignition



Cover Plate: The cover plate is a tempered glass pane designed to transform a fire table into a coffee table by covering the burner crevasse in the center of the table

DSI (Direct Spark Ignition) System

The Direct Spark Ignition (DSI) system offers a seamless and reliable way to control your fire table with the turn of a dial. Designed for both convenience and safety, this system eliminates the need for manual ignition while providing enhanced functionality.

The DSI system includes an adjustable auto-timer, allowing users to set the burn time for up to 4 hours before automatically shutting off. It also comes with a built-in emergency stop (E-Stop) button for added safety.

Customers can choose to have the control dial installed directly on the fire pit or on an adjacent wall for easy access. This system is fuel-specific, so buyers must select either a Natural Gas (NG) or Liquid Propane (LP) configuration at the time of purchase, as it cannot be converted later.

For optimal performance and safety, installation must be completed by a certified gas professional.

Prism Fire Tables

- Glass Fiber Reinforced Concrete
- Hand Crafted Pewter Finish
- 65,000 BTUs Orifice
- Propane Gas/Natural Gas Compatible
- 54lbs Lava Rock Included
- Stainless Steel Burner Insert
- Push Button Spark Ignition (Battery Powered)



(Pictured above with tumbled lava rock.)

The Tavola 42 fire table provides an outdoor retreat of warmth and ambiance. Each table has been hand-crafted using our custom patina finishing process, guaranteeing a one-of-a-kind creation with subtle variation. The ambient heat provides plenty of warmth for multiple people. The 65,000 BTUs unit operates on either Propane Gas or Natural Gas. Fire tables have battery spark ignition and ship with two bags of standard lava rock.



PH-427-3NG Tavola 42
Natural Gas, Natural finish
42"W 42"L 16"H
8.25 Surface, 15" Cross Burner
360 lbs.

PH-427-4NG Tavola 42, Natural Gas, Pewter finish

PH-427-3LP Tavola 42, Liquid Propane, Natural Finish

PH-427-4LP Tavola 42, Liquid Propane, Pewter Finish



PHWG-25-SQ Tavola 42
Square Wind Guard
with .25" tempered glass




PH-412-3 TAV-
Propane Enclosure,
Natural finish
20"W 20"L 22"H
Removable Lid
100 lbs.

PH-412-4
TAV Propane Enclosure
Pewter finish

The Tav Propane Enclosure provides both coverage and functions nicely as an end table. Its removable lid makes propane tank access easy and convenient. Each cover has been hand-crafted using our custom patina finishing process, guaranteeing a one-of-a-kind creation with subtle variation. The 20" by 20" size table provides a beautiful and functional side piece for any backyard, patio or lounging area. Pairs well with our square / rectangle fire tables.

Fire Table Finishes



PEWTER (4)



NATURAL (3)



PH-438-3NG Tavola 7 Natural Gas, Natural Finish
50"W 60"L 16"H
16" Surface, 24" 'H' Burner
500 lbs.

PH-438-4NG Tavola 7 Natural Gas, Pewter Finish

PH-438-3LP Tavola 7 Liquid Propane, Natural Finish

PH-438-4LP Tavola 7 Liquid Propane, Pewter Finish



PHWG-28X18 Tavola 7
Wind Guard
with .25" tempered glass



PH-418-3NG Rotondo Fire Bowl Natural Gas, Natural Finish
48"D 19"H
11.5"D Surface, 24" Burner Plate, 15" 'Cross' Burner
430 lbs.

PH-418-4NG Rotondo Fire Bowl Natural Gas, Pewter Finish

PH-418-3LP Rotondo Liquid Propane, Natural Finish

PH-418-4LP Rotondo Liquid Propane, Pewter Finish

PHWG-25-RD Rotondo Wind Guard
(not shown) with .25" tempered glass

The Rotondo fire bowl provides an outdoor retreat of warmth and ambiance. Each bowl has been hand-crafted using our custom patina finishing process, guaranteeing a one-of-a-kind creation with subtle variation. The ambient heat provides plenty of warmth for multiple people. The 65,000 BTUs unit operates on either Propane Gas or Natural Gas.

The Porto 68 fire table also offers a clean look and convenience by concealing a propane tank inside. It provides an outdoor retreat of warmth and ambiance. Each table has been hand-crafted using our custom patina finishing process, guaranteeing a one-of-a-kind creation with subtle variation. The 38" by 68" size table provides a beautiful and functional centerpiece for any backyard, patio or lounging area. The ambient heat provides plenty of warmth for multiple people. The 65,000 BTUs unit operates with a standard propane tank that fits directly inside the enclosed unit. (Propane tank not included.)



PH-422-3LP Porto 68 Enclosed Propane Unit
Natural Finish
38"W 68"L 22"H
24"H Burner, 550 lbs.
PH-422-4LP Porto 68 Enclosed Propane Unit
Pewter Finish
Propane tank not included.



PHWG-37X19 Porto 68
Rectangular Wind Guard
with .25" tempered glass



Front view



Back view
shows access panel

PH-PCE Power Column
with Emergency Stop

PH-PCT Power Column with Timer

PH-PCET Power Column
with Emergency Stop and Timer

Bronze



Black



PH-IGNITE
PH-Ignite
(full electronic
ignition system)



PH-ESTOP
Emergency Stop



PH-TIMER
Shut Off Timer
Timer must be
set manually.
Max 2 hours

PH-IGNITE is required when PH-ESTOP or PH-TIMER are ordered.

The **PH Ignite Electronic Ignition System** is the premier ignition system for Prism Hardscapes fire features. Its smart features allow it to reliably ignite and monitor flames. It is hassle-free and conveniently allows easy ignition with a flip of a switch. With the PH Ignite, fire features can be lit from a safe distance without the need of matches.

Fire Glass - (10-lb) container)



PH340-1 .25" Metallic
Aqua 10 lbs



PH340-2 .25" Metallic
Azura 10 lbs



PH340-3 .25" Metallic
Black 10 lbs



PH340-4 .25" Metallic
Bronze 10 lbs



PH340-5 .25" Metallic
Golden 10 lbs



PH214 Standard
3/4" Black Lava Rock
(1) 27 lb. bag



PHTLB Tumbled Lava Rock
Optional
(1) 50 lb. bag.

The decorative "Nest" globe surrounds tempered glass panels. The glass provides wind protection for the flame and helps keep the burner and contents clean. This specially formulated glass does not get excessively hot to the touch.



Only available in Smoke (SM) finish as shown.



Nest Lantern

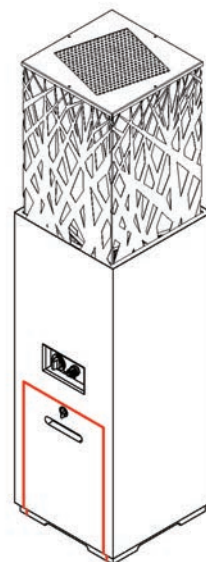
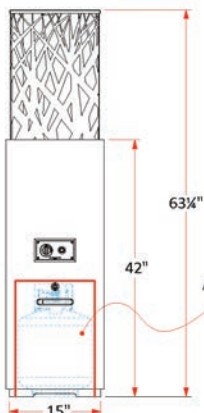
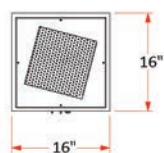
The Nest Lantern features a brushed stainless steel 'nest' pattern for the flame grill. The body of the lantern is made from glass fiber reinforced concrete (GFRC) in the Smoke finish color- a color resembling natural concrete. This unit is fueled by a self-contained Propane tank. The product is designed to use any standard 5 gallon propane tank available at most hardware stores or home improvement centers.



Nest Lantern Features

- Operates on 5 lb. LP Tank (not included)
- Stainless Steel Burner, Hose and Regulator
- Flame is adjustable
- BTU Rating 20,000 LP
- Manual/Piezo Lighting
- Manual control valve
- Includes 7 lb. Bag of Black Glass

715-SM-11-V1PC
Nest Lantern
160 lbs.



Mirage

The In-Pool Collection

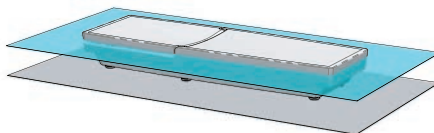


Shown above: X-AC.00S.(color) with snaps and optional pad (M10014P).
NOTE: Adjustable Chaise will ship with ½" glides. **Now available with and without snaps.**



X-AC.00S.(COLOR) Adjustable Chaise Lounge with Snaps (for use with chaise pad)
27.5"W 82.5"D 30.5"H
Overall (as shown) with ½" foot glides , 10.75"SH
Weight: 58 lbs.

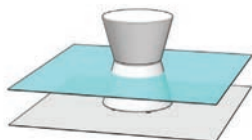
X-AC.000.(COLOR) Adjustable Chaise Lounge without snaps



Shown with 1/2" glides
For use in up to 9" of water depth



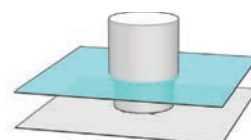
M10014P
Optional Premium Adjustable Chaise Lounge Pad
27.5" x 82.5" x 1.25"
Fits **X-AC.00S**
Adjustable Chaise Lounge
Chaise Pad sold separately



The Hourglass Side Table is designed for use in up to 9" of water depth.

X-DI.0P0.(COLOR) Hourglass Side Table
Dia. 14" 18"H Weight: 17 lbs.

The Hourglass Side Table is designed for use in up to 9" of water depth. To make sure the side tables will not float, you must fill them up by holding them on their side under water for a few minutes.



The Drum Side Table is designed for use in up to 9" of water depth.

X-TA.0P0.(COLOR) Drum Side Table
Dia. 14" 18"H Weight: 17 lbs.

The Drum Side Table is designed for use in up to 9" of water depth. To make sure the side tables will not float, you must fill them up by holding them on their side under water for a few minutes.

Cleaning Instructions: Clean your furniture with mild soap and a brush. For best results, use a pressure washer for cleaning. Wash outdoor cushions with a solution of mild detergent and water and thoroughly rinse with clear water. Allow cushions to air dry completely.. Do not use abrasive substances. Wash outdoor cushions with a solution of mild detergent and water and thoroughly rinse with clear water. Allow cushions to air dry completely. **DO NOT USE A PRESSURE CLEANER ON THE CUSHIONS.**


Only Marine Grade Fabrics can be used if furniture is used in-pool. 100% Acrylic Marine Grade Fabrics options are shown on page 171.
If daybed is to be used out of water **ONLY**, fabrics on pages 196-211 can be used on cushions. Daybed Base color options are shown on page 171

Mirage In-Pool



In or Out. The new Mirage In-Pool collection from Texacraft is made for both in-pool or out of pool use. These products are made of prime quality polyethylene - a material that is shock resistant, durable and will last for many years. Tested to withstand all climates from tropical sun to rugged winters, these products can stay outdoors year-round. All of the plastic material is entirely recyclable. The process of making these products, rotational molding, does not produce any plastic waste.

Island Daybed



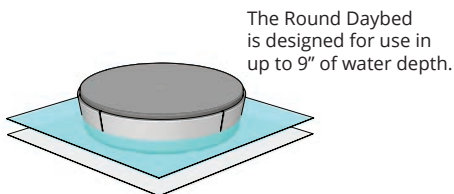
X-SB.005.(COLOR) Island Daybed
72"Dia. 16"H
Weight: 96 lbs.

The Round Daybed is designed for use in up to 9" of water depth.

The four daybed pieces are attached with clips.

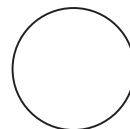
The Island Daybed can be used in or out of the water.
The water depth cannot be deeper than 9".

Day Bed cushions are sold separately.

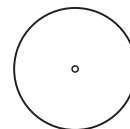


The Round Daybed is designed for use in up to 9" of water depth.

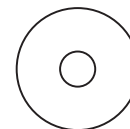
ISLAND DAYBED CUSHION OPTIONS



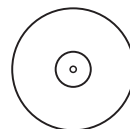
One Piece
M1335P



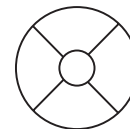
One Piece with Hole
M1345P



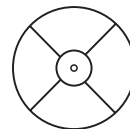
Two Pieces
M1348P




Two Pieces with Hole
M1349P



Five Pieces
M1350P



Five Pieces with Hole
M1338P



Base shown with 2-piece cushion **M1348P** and with Center Table **X-CT.000.(COLOR)**
Cushion and Island Daybed Center Table sold separately.



X-CT.000.(COLOR)
Island Daybed Center Table
15"Dia. 9"H
Weight: 5 lbs.



Umbrella poles sleeves are for 1 1/2" dia. umbrella poles only.

Umbrella pole sleeves must be used when an umbrella is used with Island Daybed.

M20POLE-L Umbrella Pole Sleeve - Long
For use with center table.

M20POLE-S Umbrella Pole Sleeve - Short
For use with without center table.

Only Marine Grade Fabrics can be used if furniture is used in-pool. 100% Acrylic Marine Grade Fabrics options are shown on page 171.
If daybed is to be used out of water **ONLY**, fabrics on pages 196-211 can be used on cushions. Daybed Base color options are shown on page 171.




Mirage "Spike" In-Pool Chairs



X-CP.000.(COLOR) Spike Low Lounge
24"W 63.125"D 30"H 4.5"SH
Weight: 68 lbs.

The Low Lounge can be used in or out of the water.

White Low Lounger available in stock for quick shipment.



The Low Lounge is designed for use in up to 9" of water depth.



X-CP.100.(COLOR) Spike High Lounge
24"W 60.5"D 33.25"H 7.25"SH
Weight: 80 lbs.

The High Lounge is designed for deeper pool ledge installations. This lounge can be used in or out of the water.



The High Lounge is designed for use in up to 15" of water depth.



X-CP.200.(COLOR) Spike High Back Chair
24"W 33.875"D 33.5"H 6.25"SH
Weight: 35 lbs.

The High Back Chair features an upright back. The chair can be used in or out of the water.



The High Back Chair is designed for use in up to 9" of water depth.

When In-Pool Products are placed on tanning ledges in swimming pools, holes in the products will allow water inside, which will consequently make the chaise or chair more stable. Please allow a few minutes for this process to be completed.


Lounge, Chair and Table color options are shown on page 171.

Mirage "Arch" In-Pool Chairs



X-SO.000.(COLOR) Arch Low Lounge
24"W 64"D 29"H 3.25"SH
Weight: 58 lbs.

The Low Lounge can be used in or out of the water.
White Low Lounger available in stock for quick shipment.

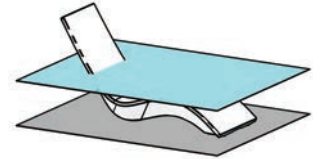


The Low Lounge is designed for use in up to 9" of water depth.



X-SO.100.(COLOR) Arch High Lounge
24"W 61"D 32"H 6.75"SH
Weight: 80 lbs.

The High Lounge is designed for deeper pool ledge installations. This lounge can be used in or out of the water.




The High Lounge is designed for use in up to 15" of water depth.



X-SO.200.(COLOR) Arch High Back Chair
23"W 34"D 33"H 6"SH
Weight: 35 lbs.

The High Back Chair features a contoured shape for comfort and lumbar support. The chair can be used in or out of the water.




The High Back Chair is designed for use in up to 9" of water depth.

Square Daybed



X-SQ.0PS.(COLOR) Square Daybed Base (1) 33" Square segment
Four 33" segments are connected by clips to create a 66" X 66" square daybed
66"W 66"D 12"H
Weight: 104 lbs.

Square Daybed requires cushions which are sold separately.

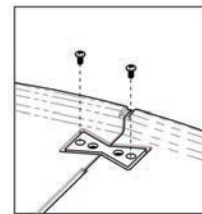


X-SQ.0PS.(COLOR) Square Daybed
Composed of four pieces (shown with M1351P cushion. Cushion sold separately.


IMPORTANT ORDERING INFORMATION
(4) X-SQ.0PS segments must be ordered to create a 66"W x 66"D Square Daybed as shown above.




M1339P Single Square Daybed Cushion
33"W 33"D 4"H
Weight: 6.5 lbs. (one cushion)
Weight: 26 lbs. (four piece set)
Must order four cushions



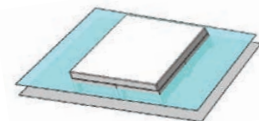
Clips are used to attached the four pieces of the Square Daybed and the Round Daybed.



M1351P Large Single Square Daybed Cushion
66"W 66"D 4"H
Weight: 26 lbs.
One large cushion fits the Square Daybed



M1353P Mirage Day Bed with Wedge Head/back pillow
66"W 66"D 4"H 14"H (including head pillow)
Weight: 37.5 lbs.



The Square Daybed is designed for use in up to 9" of water depth.

The Square Daybed requires either a large square single cushion (**M1351P**) or (4) small square single daybed cushions (**M1339P**).

Note: The base is composed of four pieces and does NOT include cushions. Cushions are sold separately. Cushion(s) are secured to the base with stainless steel snaps.

Only Marine Grade Fabrics can be used if furniture is used in-pool. 100% Acrylic Marine Grade Fabrics options are shown on page 171. If daybed is to be used out of water ONLY, fabrics on pages 196-211 can be used on cushions. Daybed Base color options are shown on page 171.



NOTE: Cozi, Otto and Crest are not designed for In-Pool use.

COZI



X-CO.000.(COLOR)/13 Lounge Chair
with white armrests/legs
34"W 38"D 36"H 19.5"SH
Weight: 38 lbs.



X-CO.000.(COLOR)/42 Lounge Chair
with black armrests/legs
34"W 38"D 36"H 19.5"SH
Weight: 38 lbs.




OTTO



X-OT.000.(COLOR) Ottoman
20" 20" 11.5"H 11.5"SH
Weight: 11 lbs.



CREST



X-LO.000.(COLOR) Lounge Chair
26.5"W 27.75"D 34"H 15.75"SH
Weight: 25 lbs.

Color options are shown on page 171.

Mirage

Curva Modular Collection



NOTE: Curva Modular is not designed for In-Pool use.

In addition to its stunning organic shapes and curves, its material (polymer resin) withstands all temperatures. Colors will not fade and the white version will not turn yellow over time! Imagine creating your dream Curva modular seating arrangement using these six modules. All seating pieces are available with snaps **(for securing seat pads)** or without snaps if pads are not desired.

CURVA



M1025P

X-SE.000.(COLOR) Armless Module
32"W 32"D 30"H 15"SH
Weight: 33.1 lbs.

X-SE.00S.(COLOR) Armless Module
with Snaps

M1025P

Optional Premium Pad for X-SE.00S
32"W 21"D 1.75"H
Weight: 2 lbs.



M1027P

X-SE.100.(COLOR) Right Arm Module
32"W 32"D 30"H 15"SH
Weight: 30.8 lbs.

X-SE.10S.(COLOR) Right Arm Module
with Snaps

M1027P

Optional Premium Pad for X-SE.10S
24"W 22.25"D 1.75"H
Weight: 1.2 lbs.



M1026P

X-SE.200.(COLOR) Left Arm Module
32"W 32"D 30"H 15"SH
Weight: 30.8 lbs.

X-SE.20S.(COLOR) Left Arm Module
with Snaps

M1026P

Optional Premium Pad for X-SE.20S
24"W 22.25"D 1.75"H
Weight: 1.2 lbs.



M1023P

X-SE.300.(COLOR) Curved Corner Module
32"W 32"D 30"H 15"H
Weight: 28.6 lbs.

X-SE.30S.(COLOR) Curved Corner Module
with Snaps

M1023P

Optional Premium Pad for X-SE.30S
21"W 21"D 2"H
Weight: 1lb.



M1024P

X-SE.400.(COLOR) Reversed Corner Module
32"W 32"D 30"H 15"SH
Weight: 24.2 lbs.

X-SE.40S.(COLOR) Reversed Corner
Module with Snaps

M1024P

Optional Premium Pad for X-SE.40S
21"W 21"D 1.75"H
Weight: 2 lbs.



M1028P

X-SE.500.(COLOR) Curved Ottoman
32"W 32"D 15"H
Weight: 22.0 lbs.

X-SE.50S.(COLOR) Curved Ottoman
with Snaps

M1028P

Optional Premium Pad for X-SE.50S
30.5"W 32"D 2"H
Weight: 2.25 lbs.

Fabrics on pages 171, 196-211 can be used on cushions. Color options are shown on page 171.



NOTE: Curva Bistro is not designed for In-Pool use.



M1020P

Optional Pad for X-BI.10S
and X-BI.1PS
19.5"W 16"D 1.25"H
Weight: .8 lb.

X-BI.100.(COLOR) Dining Chair
24"W 22"D 28"H 17.5"SH
Weight: 15 lbs.

X-BI.10S.(COLOR) Dining Chair w/Snaps

X-BI.1P0.(COLOR) Dining Chair
with extra weight
Weight: 21.6

X-BI.1PS.(COLOR) Dining Chair with
snaps and extra weight



M1022P

Optional Pad for X-BI.30S
and X-BI.3PS
21.25"W 20"D 1.75"H
Weight: 1 lb.

X-BI.300.(COLOR) Lounge Chair
30"W 30"D 32"H 16.5"SH
Weight: 24 lbs.

X-BI.30S.(COLOR) Lounge Chair w/Snaps

X-BI.3P0.(COLOR) Lounge Chair w/extra weight
Weight: 30.6 lbs.

X-BI.3PS.(COLOR) Lounge Chair with snaps
and extra weight



M1020P

Optional Pad for X-BI.20S
and X-BI.2PS
19.5"W 16"D 1.25"H
Weight: .8 lbs.

X-BI.200.(COLOR) Stool
24"W 22"D 40"H 28"SH
Weight: 20 lbs.

X-BI.20S.(COLOR) Stool with Snaps

X-BI.2P0.(COLOR) Stool with extra
weight
Weight: 26.6 lbs.

X-BI.2PS.(COLOR) Stool with Snaps
and extra weight



M1021P

Optional Pad for X-PL.00S
20"W 18.75"D 2"H
Weight: 1 lb.

X-PL.000.(COLOR) Sand/Spa Chair
26"W 27"D 22"H 10"SH
Weight: 15.5 lbs.

X-PL.00S.(COLOR) Sand/Spa Chair
with Snaps

BISTRO



X-BI.400.(COLOR) Side Table
16"W 16"D 18"H
Weight: 7 lbs.

X-BI.4P0.(COLOR) Side Table
with extra weight
Weight: 13.6 lbs

CILO



X-CI.000.(COLOR) Side Table
13.5"W 13.5"D 18"H
Weight: 6.6 lbs.

X-CI.0P0.(COLOR) Side Table with
extra weight
Weight: 13.2 lbs.

BLOK



X-BL.0P0.(COLOR) Table/Stool
with weight
18"W 18"D 18"H
Weight: 13.2 lbs.

SKOAR



X-SK.000.(COLOR) Side Table
14"W 14"D 14"H
Weight: 8.8 lbs.

X-SK.0P0.(COLOR) Side Table w/extra weight
Weight: 15.4 lbs.

ECLIPSE



X-EC.000.(COLOR) Eclipse Bench
48"W 35"D 17"H
Weight: 37 lbs.

X-EC.0P0.(COLOR) Eclipse Bench
w/extra weight Weight: 43.6 lbs.



Mirage Planters

FYOR

FYOR



X-FY.000.(COLOR) Planter

Small Square

19"W 19"D 19"H

Gallon Capacity: 29.1 |

Weight: 8.8 lbs.

X-FY.100.(COLOR) Planter

Large Rectangle

23"W 12"D 35"H

Gallon Capacity: 42.3

Weight: 15 lbs.

VASK



X-VA.200.(COLOR) Planter Large

36"W 36"D 20"H

Gallon Capacity: 39.6

Weight: 40 lbs.

X-VA.100.(COLOR) Planter Medium

24"W 24"D 15"H

Gallon Capacity: 14.5

Weight: 18 lbs.

HORTA



X-HO.000.(COLOR) Planter

30"W 15"D 24"H

Gallon Capacity 10.6

Weight: 15.4 lbs.

FOLIA



X-FO.050.(COLOR) Planter

20"W 20"D 30"H

Gallon Capacity: 7.9

Weight: 13 lbs.

HAUS



X-HA.250.(COLOR) Planter Large

15"W 15"D 32"H

Gallon Capacity: 19.3

Weight: 13 lbs.

X-HA.050.(COLOR) Planter Small

13"W 13"D 17"H

Gallon Capacity: 7.1

Weight: 8.8 lbs.

TERA



X-TE.300.(COLOR) Planter Extra large

40"W 40"D 40"H

Gallon Capacity: 77.1

Weight: 36 lbs.

X-TE.000.(COLOR) Planter Small

22"W 22"D 20"H

Gallon Capacity: 11.4

Weight: 11 lbs.

X-TE.100.(COLOR) Planter Medium

26"W 26"D 24"H

Gallon Capacity: 18.2

Weight: 13 lbs.

X-TE.200.(COLOR) Planter Large

20"W 20"D 33"H

Gallon Capacity: 17.7

Weight: 13 lbs.

BLOOM



X-BM.100.(COLOR) Planter with Teak legs

15"W 30"D 27"H

Gallon Capacity: 11.1

Weight: 22 lbs.

X-BM.000.(COLOR) Planter without legs

15"W 30"D 10"H

Gallon Capacity: 11.1


Weight: 8.8 lbs.

Color options are shown on page 171.

Mirage Fabrics and Finishes

100% Acrylic Marine Grade Fabrics available for Cushions and pads. These fabrics are woven from 100% solution dyed acrylic yarns. The stripe fabrics are designed with a 3.9" stripe width.

Swatch samples of the marine grade fabrics are available through your Texacraft sales representative.



5244 Natural White Marine Grade B



5245 Stone Marine Grade B



5246 Pacific Blue Marine Grade B



5247 Royal Navy Marine Grade B



5248 Forest Green Grade B



5249 Dandelion Marine Grade C



5250 Tangerine Marine Grade C




5251 Pottery Marine Grade C



5252 Cardinal Red Marine Grade C



5253 Black Marine Grade B



5254 Cadet Gray Marine Grade B



5255 Aruba Marine Grade B




5256 Boathouse Marine Grade B



5257 Checkerboard Marine Grade B




5258 Forever Green Marine Grade B



5259 True Blue Marine Grade B



5260 Sunny Marine Grade B



5261 Candy Cane Marine Grade B

Texacraft's in-pool, seating and planters are made of prime quality polyethylene. The coloration is throughout, not just a surface coloration. This material is shock resistant, durable, UV protected and fully recyclable .



Sandstone (50)



Granite (51)



Black (42)



White (13)



Anthracite / Gray (47)



Ocean Blue (82)



Cobalt Blue (97)



Electric Blue (92)



Yellow (66)



Orange (85)



Rouge/Red (36)



Fuchsia (79)




Apple Green (72)



Turquoise (28)

Colors are depicted as accurately as possible. Actual finish samples are available. Contact your sales representative.

Outdoor Games



Concrete Cornhole

Concrete corn hole boards are the regulation American Cornhole Association (ACA) size and slope to ensure perfect playing conditions. Cornhole boards also feature a sloped bag removal area that allows water to efficiently drain away from the board, which keeps the boards cleaner. They are available in standard neutral gray. Cornhole boards are completely constructed out of concrete and have a smooth concrete surface that is polished and sealed for great bag slide. Our custom corn hole boards feature a concrete border that makes mowing simple, and trimming around them is easy and stress-free.

Sets can be installed on sand, compacted gravel or a concrete pad.



BYOB5531 Natural Concrete Gray Cornhole Set of 2
Standard Natural Gray. Contrast sandblasted sides. Includes two coats of sealer and two coats of outdoor wax.
Size: 55"L x 31" W
Weight: 633 lbs. each, 1266 lbs. per set



BYOBB Weather Resistant Toss Bags
Standard colors are Red and Blue
(Set of 8: Choose two colors)

Weather Resistant Bags

Heavy Duty duck canvas cover filled with plastic pellets

Colors:


Bottom Row (left to right): White, Gray, Black, Yellow, Orange, Purple

Top Row (left to right): Red, Blue, Stars, Stripes, Burgundy, Navy Blue, Green



Mirage Cornhole

Cornhole boards are made from a marine grade polymer material. The MGP material is made from post-consumer bottle waste such as milk and detergent bottles. The material is an excellent all-weather material that is extremely strong and will never require painting, staining or weatherproofing to maintain its appearance.



Available Mirage Cornhole Colors



White (13)



Grey (25)



Beige (20)

X-CH.000.(COLOR) Mirage Cornhole Board Set Regulation Size

Available in white, grey and beige only

Set includes two boards. **(Bags sold separately)**

Size: 23.625" W x 47.625" L

Weight: 30 lbs. each, 60 lbs. per set

Premium All Weather Cornhole Bean Bags.

Bean bags are created from tough, durable cotton duck cloth and double stitched to ensure long lasting weatherproof use. These bags are filled with plastic pellets instead of corn.

Two sets of 4 bags of two different colors needed for play.



M994
Bean Bag - Red
Set of four



M995
Bean Bag - Black
Set of four



M996
Bean Bag -
Royale Blue
Set of four



M997
Bean Bag - Yellow
Set of four



M998
Bean Bag -
Athletic Gold
Set of four



Outdoor Pool Table with Dining Conversion Top!

Hyphen is pool without constraints, combining elegance and sociability. Relying on its expertise developed in the design of outdoor ping-pong tables renowned for their quality, This table is the realization of an innovative outdoor pool table.

Extraordinarily robust and maxing out in playing quality, the Hyphen outdoor pool table gives you the freedom to play wherever you like. Its polished design and its ability to convert to a dining table take decorative furniture to a whole new level. Every pool table is custom-made to order

Accessories Included:

Reversible tabletops for converting into an outdoor dining table; 2 composite cues; Set of Pool Balls: 15 numbers balls - 1 white ball; regulation size; Triangle; 9-Ball Rack; Chalk; Brush



213140 Hyphen Outdoor Pool Table
Dark grey table frame and dark grey felt
48"W 84"L 29.5-31.5"H (adjustable legs)
247lbs



213110 Hyphen Outdoor Pool Table
White table frame and light grey felt
48"W 84"L 29.5-31.5"H (adjustable legs)
247lbs



242001 Hyphen Pool Table Cover, optional


Conversion Top Options:



259202 Stone Top - for white frame



259203 Stone Top - for black frame



259102 Wood Top - for white frame



259103 Wood Top - for black frame



219610 White Pocket Set



219620 Black/Grey Pockets Set



218630 Yellow Pockets Set



219640 Orange Pockets Set



219650 Blue Pockets Set



Dark Grey Fabric



Light Grey Fabric

Accessories Included:



236100
Pool Ball Set



261100
Triangle



261200
Diamond



223100
Composite Cue (2), Fiberglass



261300
Brush



262110
Chalk (2)

FEATURES

- Weather and Shock resistant
- Adjustable feet for level playing
- Iron Metallic frame with polyester powder coated paint
- Framework undergoes full, anti-corrosion treatment prior to finish
- Commercial Grade, low maintenance
- Light enough for two-person maneuverability
- Natural rubber rails offer play similar to indoor pool tables
 - Play surface is covered with Sunbrella® felt material creating less rail friction and balls play faster
- Table top converts to dining table in seconds
- Outdoor rated high pressure laminate tops
- Five colors of pocket colors to select from
- Pool balls are made of Phenolic Resin
- Some assembly required



Outdoor Foosball Table

The outdoor lifestyle foosball table has overcome the challenge of combining elegance, performance, enjoyment and durability. Designed to withstand the elements and provide endless hours of entertainment, this commercial-quality foosball table is a must-have for any outdoor gaming enthusiast.



Crafted with durability in mind, the Outdoor Foosball Table features a rugged black finish that not only adds a touch of elegance but also ensures long-lasting performance. Its sturdy construction and weather-resistant materials make it suitable for any outdoor environment, allowing you to enjoy intense matches without worrying about the table's integrity.

The table boasts a smooth playing surface, meticulously engineered for optimal ball control and precision shots. Its ergonomic handles provide a comfortable grip, allowing players to execute swift maneuvers and outmaneuver their opponents with ease. The precision-machined steel rods glide effortlessly, ensuring fast-paced game play that will keep you engaged for hours on end.

Designed with safety in mind, this Outdoor Foosball Table features telescopic rods that prevent the rods from protruding through the opposite side, minimizing the risk of injuries during intense matches. This thoughtful design element makes it suitable for players of all ages, ensuring a safe and enjoyable gaming experience for everyone.



414100 Foosball Table
44"W 61"L 38"H
163 lbs



237501 Foosball Table Cover, optional



Accessories Included:



237100 Set of 5 Cork
Foosball balls



237200 Set of 5 Plastic
Foosball balls

FEATURES

- Moabi wood legs known for its rot-resistance
- Moabi wood is one of the most weather resistant wood species
- Resin laminate cabinet for extreme exterior durability
- Playing surface covered in Gerflex over resin laminate panel
- Ships with 5 plastic and 5 natural cork balls
- Some assembly required
- Adjustable feet





Outdoor Ping Pong Table

The **510M** table, manufactured in France, is a stable and durable choice for your outdoor table tennis table needs. This ping pong table is well designed and particularly resistant to rough treatment. Its 100% steel, Aluzinc coated structure, high-density, and solid laminate tabletop, can afford to take a few hits, whether they're from rackets or weather conditions. This is a popular model for schools, hotels, campsites and multi-family use.



455350 TACTEO Pack DUO
(2 paddles & 3 balls)



125615 Pro 510M Outdoor Table - Blue
60"W 107.87"L 29.92"H
170 lbs



125617 Pro 510M Outdoor Table - Grey
60"W 107.87"L 29.92"H
170 lbs



455708 TACTEO50 Outdoor Paddle
(1 paddle)

Park Table

The PARK table is manufactured in France from very hard-wearing materials and demonstrates a sturdiness that readily translates to any situation, from impact, bad weather, to vandalism. The construction and materials used create the best quality outdoor ping pong table in the market.



127137 Park Table
60"W 107.87"L 29.92"H
357 lbs

FEATURES

- Playing Quality - Perfect Bounce - Park
- Table Top Durability - Galvanized Steel Frame
- Ultra durable outdoor laminate
- Safety - Rounded edges to ensure maximum safety
- Stability / Robustness - Large steel feet - Park
- Galvanized steel structure to sustain all kinds of damages
- Three types of ground fastening methods possible
- Equipment / Ergonomics / Maneuverability
- Rounded edges - smooth design and ergonomic shapes



Prestige Cabanas - Engineered

The framework for "Engineered" cabanas are structurally designed and approved for wind-loads between 60 to 180MPH **depending on the model.**

- Sunbrella® Awning Grade Solid & Striped Colors
- Standard Powder Coat Painted Frame (Black, White or Bronze)
- Four (4) Square Base Plates
- Four (4) Curtain Tie-Backs and Industrial Zippers
- Steel Frame Construction



WAILEA CABANA

Additional Standard Features

- Pre-Engineered 60 MPH Wind Loads
- Hanging Valance with Sewn Attachments
- 3" Feature Stripe on the Curtains
- 3" Feature Stripe on the Hanging Valance
- Four (4) Traversing Cable Curtains
- Buckle and Strap Top Cover Fasteners
- 8' Upright Leg Clearance
- Four (4) Roof Rafters

WAI-0808 Wailea 8' x 8'

WAI-1010 Wailea 10' x 10'

WAI-1212 Wailea 12' x 12'

Optional Features

- 3" Feature Stripe on the Top Cover
- Center Ceiling Fan Mounting Plate (Fan not included)
- Roof-Top Air Vent
- Flat-Screen / Television Mounting Bracket (Flat-Screen/TV not included)
- Upgraded Powder Coat for Saltwater Environments



Wailea perimeter traversing curtains glide on a stainless steel cable tensioned by an attractive cleverly placed stainless steel turnbuckle.



Wailea's 3" wide feature stripe available in a large variety of colors. Feature stripes are applique sewn on.



Top cover attachment 1" wide heavy duty buckle and strap assembly to accelerate installation times.

Prestige Cabanas - Engineered

The framework for "Engineered" cabanas are structurally designed and approved for wind-loads between 60 to 180MPH **depending on the model.**

- Sunbrella® Awning Grade Solid & Striped Colors
- Standard Powder Coat Painted Frame (Black, White or Bronze)
- Four (4) Square Base Plates

- Four (4) Curtain Tie-Backs and Industrial Zippers
- Steel Frame Construction



CANCUN CABANA

Additional Standard Features

- Pre-Engineered 115 MPH or 180 MPH Wind Load Capacity
- Rigid Valance with Lace Bar Attachments
- Four (4) Traversing Track and Carrier Curtains
- Center Ceiling Fan Mounting Plate (Fan not included)
- 8' Upright Leg Clearance
- Electrical Access Holes
- Eight (8) Fully Welded Peak Roof Rafters

Optional Features

- 3" Feature Stripe on the Curtains
- Roof-Top Air Vent
- Flat-Screen / Television Mounting Bracket (Flat-Screen/TV not included)
- Upgraded Powder Coat for Saltwater Environments

CAN115-0808 Cancun 8' x 8', 115 MPH Wind Load Capacity

CAN115-1010 Cancun 10' x 10', 115 MPH Wind Load Capacity

CAN115-1012 Cancun 12' x 12', 115 MPH Wind Load Capacity

CAN180-0808 Cancun 8' x 8', 180 MPH Wind Load Capacity

CAN180-1010 Cancun 10' x 10', 180 MPH Wind Load Capacity

CAN180-1012 Cancun 12' x 12', 180 MPH Wind Load Capacity



All perimeter side curtains include a heavy duty vertical zipper for added privacy.



Cancun's peak roof bolts together for added strength and durability.



Cancun's traversing curtain track and carriers provide a quiet and smooth operation.

PACIFICA CABANA

Additional Standard Features

- Pre-Engineered 60 MPH Wind Loads
- Hanging Valance with Velcro Attachments
- Four (4) Traversing Cable Curtains
- Buckle and Strap Top Cover Fasteners
- 8' Upright Leg Clearance
- Four (4) Roof Rafters


Optional Features

- Center Ceiling Fan Mounting Plate (Fan not included)
- Roof-Top Air Vent
- Flat-Screen / Television Mounting Bracket (Flat-Screen/TV not included)
- Upgraded Powder Coat for Saltwater Environments

PAC-0808 Pacifica 8' x 8'

PAC-1010 Pacifica 10' x 10'

PAC-1212 Pacifica 12' x 12'



Underside center peak fitting, welded steel, built for quick and easy frame assembly.



Inside corner fitting, fabric attachment and stainless steel cable curtain assembly offers simple yet reliable field assembly.



Inside view of traversing side curtain tie-back. The tie-back holds the curtain securely in place when drawn. Tie-backs are available in a number of colors and accent binding trim colors.

Prestige Cabanas - Engineered

Catalina (with curtains fully retracted to the leg and tied to it with the provided tieback) - are structurally designed and approved for wind-loads up to 150 MPH

- Slatted Back Wall
- Awning Grade Solid and Striped Fabric Colors
- Three (3) Traversing Track Curtain Walls
- Powder Coat Painted Frame (Black, White or Bronze)
- Four (4) Square Base Plates
- Four (4) Curtain Tie-Backs and Industrial Zippers
- Steel Frame Construction
- Pitched fabric top cover
- 8' Upright Height Clearance



CATALINA CABANA

Optional Features

- Slatted Side Walls
- Engineering Calculations for Wind Loads
- Flat-Screen / TV Mounting Bracket (Flat-Screen/TV not included)
- Custom Powder Coat Painted Frame Colors
- Upgraded Powder Coat for Saltwater Environments
- Aluminum Frame Construction
- Embedded Base Plate Footings

Note: Fabric options for the pitched top awning and the side curtains are Sunbrella Marine/Awning grade fabrics.

Sidewall Options



1 Wall with Curtains

CAT1-0808 1 slatted wall
CAT1-1010
CAT1-1212



1 Wall with Half Walls and curtains

CAT2-0808 1 slatted wall with ½ wall and curtains
CAT2-1010
CAT2-1212



3 Walls and Curtains

CAT3-0808 3 slatted walls and curtains
CAT3-1010
CAT3-1212

Prestige Cabana Finishes



White



Black



Bronze

Cabana Sizes

CAT(1|2|3)-0808 Catalina 8' x 8'
CAT(1|2|3)-1010 Catalina 10' x 10'
CAT(1|2|3)-1212 Catalina 12' x 12'

Cabanas sold standard with curtains

Prestige Cabanas - Engineered

(with curtains fully retracted to the leg and tied to it with the provided tieback) - are structurally designed and approved for wind-loads up to 150 MPH

- **Slatted Back Wall**
- **Awning Grade Solid and Striped Fabric Colors**
- **Three (3) Traversing Track Curtain Walls**
- **Powder Coat Painted Frame (Black, White or Bronze)**
- **Four (4) Square Base Plates**
- **Four (4) Curtain Tie-Backs and Industrial Zippers**
- **Steel Frame Construction**
- **Trellis Top Cover**
- **8' Upright Height Clearance**



MARINA CABANA

Optional Features

- Slatted Side Walls
- Engineering Calculations for Wind Loads

Optional Features

- Flat-Screen / TV Mounting Bracket (Flat-Screen/ TV not included)
- Custom Powder Coat Painted Frame Colors
- Upgraded Powder Coat for Saltwater Environments
- Aluminum Frame Construction
- Embedded Base Plate Footings

Note: Fabric options for the curtains are Sunbrella Marine/Awning grade fabrics only.

Sidewall Options



1 Wall with Curtains

MAR1-0808 1 slatted wall
MAR1-1010
MAR1-1212



1 Wall with Half Walls and curtains

MAR2-0808 1 slatted wall with ½ wall and curtains
MAR2-1010
MAR2-1212



3 Walls and Curtains

MAR3-0808 3 slatted walls and curtains
MAR3-1010
MAR3-1212

Prestige Cabana Finishes



White



Black



Bronze

Cabana Sizes

MAR(1|2|3)-0808 Marina 8' x 8'
MAR(1|2|3)-1010 Marina 10' x 10'
MAR(1|2|3)-1212 Marina 12' x 12'

Cabanas sold standard with curtains

Prestige Cabanas - Engineered

Sunset (with curtains fully retracted to the leg and tied to it with the provided tieback) - are structurally designed and approved for wind-loads up to 145 MPH

- **Slatted Back Wall**
- **Awning Grade Solid and Striped Curtain Fabric Colors**
- **Three (3) Traversing Track Curtain Walls**
- **Powder Coat Painted Frame (Black, White or Bronze)**
- **Four (4) Square Base Plates**
- **Four (4) Curtain Tie-Backs and Industrial Zippers**
- **Steel Frame Construction**
- **Retractable Slide-On-Wire Fabric Cover**
- **8' Upright Height Clearance**



Shown: Fabric selections are for Fabric Cover only



Gray



Coal Tweed



Desert Tan



Almond Brown Tweed



Dark Brown



Terra Cotta




Dark Green



White




Ash Tweed



Black



Beige



Winter Wheat



Brick Tweed



Cabernet Tweed



Royal Blue

SUNSET CABANA

Optional Features

- Slatted Side Walls
- Engineering Calculations for Wind Loads

Optional Features

- Flat-Screen / TV Mounting Bracket (Flat-Screen/TV not included)
- Custom Powder Coat Painted Frame Colors
- Upgraded Powder Coat for Saltwater Environments
- Aluminum Frame Construction
- Embedded Base Plate Footings

Note: The Retractable Slide-On-Wire Fabric Cover uses either AwnTex Mesh Fabrics or Sunbrella Marine/Awning grade fabrics. Fabric options for the curtains are Sunbrella Marine/Awning grade fabrics only. Consult your sales representative for available AwnTex fabric options.

Sidewall Options



1 Wall with Curtains

SUN1-0808 1 slatted wall
SUN1-1010
SUN1-1212



1 Wall with Half Walls and curtains

SUN2-0808 1 slatted wall with ½ wall and curtains
SUN2-1010
SUN2-1212



3 Walls and Curtains

SUN3-0808 3 slatted walls and curtains
SUN3-1010
SUN3-1212

Cabana Sizes

SUN(1|2|3)-0808 Sunset 8' x 8'
SUN(1|2|3)-1010 Sunset 10' x 10'
SUN(1|2|3)-1212 Sunset 12' x 12'

Cabanas sold standard with curtains

Prestige Cabana Finishes



White



Black



Bronze



The Cabana X™ provides a unique space to enjoy the outdoors while remaining protected from the elements. This 10×10 Luxury Cabana empowers you in creating your environment. With meticulous attention to architectural details, like elegant corbels, Cabana X seamlessly blends into and enhances the architectural beauty of your property's design.

Start with the “Core” Cabana, a 10' x 10' square structure.

Step 1

Decide the finish for the Core Cabana frame
(a) White; (b) Black

Step 2

Decide the top option design
(a) Woven; (b) Tilt (c) Open Slat (d) none

Step 3

Decide the color of the framing/panels, if a top panel is selected (a) White; (b) Black; (c) South Beach (Natural Teak); (d) Aspen (Dark Walnut)

Step 4

Decide the wall panel design. Wall panels can cover as much or as little of a wall(s) as desired, 1–4 panels per wall. Panels can be mixed and matched. Curtains can be selected to cover 1–4 walls.
(a) Tilt; (b) Woven; (c) Slat; (d) Curtains

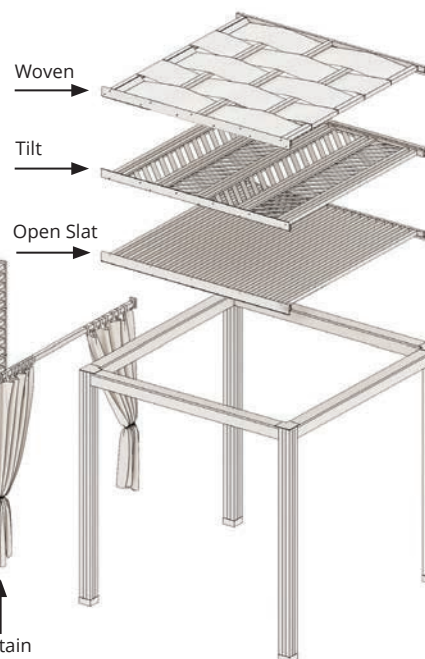


TOP

Woven – Sunbrella Marine Grade fabric, Interwoven White or Black fabric.

Tilt – All aluminum Top Structure

Open Slat – All aluminum
Stationary Open Slat Structure



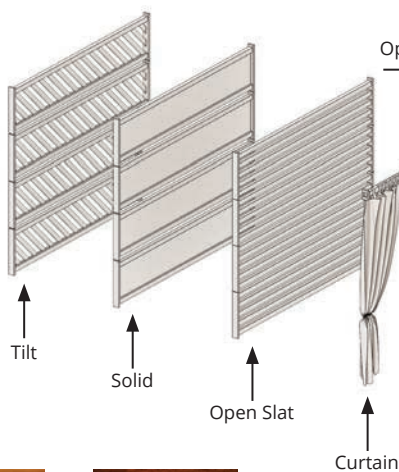
WALL PANELS

Tilt – All aluminum 22.5" x 104" panel


Slat – All Aluminum Open Slat Panel 22.5" x 104".
(Also available with Power for TV Mounting)

Solid – All Aluminum Panel 22.5" x 104".

Curtain – Sunbrella Marine Grade Fabric with Tie Back. White or Black Fabric.



FINISHES




White



Black



South Beach



Aspen


Cabana X Top Options



Woven



Tilt



Open Slat

Wall Panel Design - Up to four panels per side



Tilt



Slat



Solid



Curtain



Corbel

Cobel – Decorative Accessory
for the Top Bean End Points

Cabana X MOD

Flexible Expansion Capabilities. ~ Easy to Install. ~ Beautiful Outdoor Space.

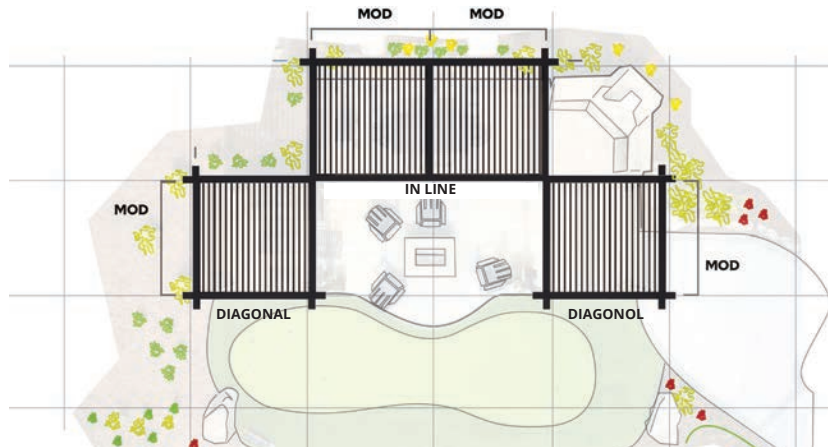
When a 10'x10' is just not enough, Cabana X MOD, designed with modularity in mind, can be expanded in any direction.

Define Your Space

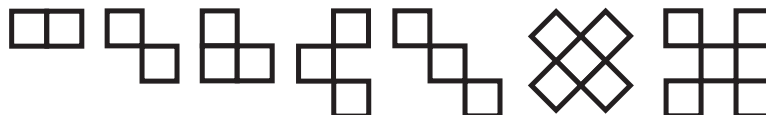
Our Cabana X is not just for poolside shade. You decide if your outdoor space needs additional inline or diagonal coverage, open-air or closed canopies, or a backdrop of slats or fabric. Your selections will help define your space in the most efficient and customizable ways.

Adaptive. Customizable. Flexible.

The idea is to create whatever coverage and configuration best fits your current space. But should you decide to move, simply disassemble and take your Cabana X MOD to your next location.



Most popular Cabana X MOD designs





FLEXIBLE FIBERGLASS RIBS

Umbrellas



M9107MPU 7½' Market Umbrella
8 rib Octagonal Umbrella pole with push up and pin lift mechanism.
NO TILT (FiberBuilt)
90" dia. 96"H 100"H (with finial) 18 lbs.
Finish: Champagne Bronze (CB), White (W), Black (B)
Pole: 1.5" dia.
Fabric selections are located on pages 196-211



Also Available:

M9107MC 7½' Market Umbrella
8 rib Octagonal Umbrella pole with crank,
NO TILT (FiberBuilt)
Finish: Champagne Bronze (CB), White (W), Black (B)
Pole: 1.5" dia.
M9109MC Market
9' 8 rib Octagonal Umbrella, pole with crank, NO TILT
(FiberBuilt)
Finish: Champagne Bronze (CB), White (W)
Pole: 1.5" dia.

M9109MPP 9' Market Umbrella
9' 8 rib Octagonal Umbrella Pole
with pulley and pin.
NO TILT (FiberBuilt)
108" dia. 96"H 100"H (with finial) 19 lbs.
Finish: Champagne Bronze (CB), White (W)
Pole: 1.5" dia.
Fabric selections are located on pages 196-211

Key Features for FiberBuilt Umbrellas

- Flexible fiberglass ribs are resilient and durable. They withstand harsh weather conditions and do not mold, mildew, rust or rot.
- Standard screw on finial. This feature allows for ease of changing the umbrella top.
- A maintenance-friendly yoke comes apart to allow easy access to the ribs.

Key Features for Garden, Patio, and Market Umbrellas

- 3/8" diameter fiberglass ribs for Garden with nylon joints and end-tips.
- 1/2" diameter fiberglass ribs for Patio and Market Umbrella, with heavy duty nylon joints and end-tips.
- Two piece pole, 1.5" diameter is standard on Market, Garden and Patio Umbrellas.
- .065 wall, powder-coated aluminum pole standard for M9407MPU and M9407MA.
- .080 wall, powder-coated aluminum pole standard for 7HCR, 7HPU, M9107MC, M9107MPU, M9109MC and M9109MPP.
- Market extended pole available for bar height applications.



Also Available:

7HCR 7½' Patio Umbrella
Pole with crank. NO TILT.

7HPU 7½' Patio Umbrella
8 Rib Octagonal Umbrella
Pole with push up and pin lift
mechanism. (FiberBuilt) This
Umbrella has a market style canopy
and is available in 6 solution dyed
poly fabrics. See below for colors.
*Not available in Burgundy.
90" dia. 90"H 15 lbs.
Finish: Champagne Bronze (CB),
White (W), Black (B)
Pole: 1.5" dia.



M9407MPU 7½' Garden Umbrella
Pole with push up and pin lift
mechanism. NO TILT. (FiberBuilt) This
Umbrella has a valance style canopy
and is available in a Textilene fabric.
See below for colors.
90" dia. 90"H 15 lbs.
Pole: 1.5" dia.

Also Available:

M9407MA
7½' Garden Umbrella 6 Rib Hexagonal
with crank, NO TILT. Finish: Bright
Aluminum (A), Champagne Bronze (CB),
White (W)

Note: M9407MPU Push up model is
not available with a white finish

Fabric Selections: 7HPU, 7HCRCB, M9407MPU and M9407MA Only

BLK BLACK	FGF FOREST GREEN	BGE BEIGE	NAV NAVY BLUE	WHI NATURAL	RBL PACIFIC BLUE	BUR *BURGUNDY
---------------------	----------------------------	---------------------	-------------------------	-----------------------	----------------------------	-------------------------

Key Features for Lucaya, Nitro, Quatro, Contempo, Oceana, Riva, Unico, and Viva, Encore and Phoenix Umbrellas

- Lucaya, Nitro, Quatro and Contempo - 1/2" diameter fiberglass ribs, using heavy duty nylon joints and end-tips.
- Encore and Phoenix Only - 5/8" diameter fiberglass ribs, using heavy duty nylon joints and end-tips.
- Oceana and Riva Only - 3/4" diameter fiberglass ribs, using heavy duty nylon joints and end-tips.
- One piece pole 1½" diameter is standard on Encore, Lucaya, Nitro, Quatro, Contempo and Viva Umbrellas.
- .125 wall, powder-coated aluminum one-pieced pole is standard.
- Bar height umbrellas available. Add "XL" to end of part number. Example: 9LPU-XL

Marine Grade Fabric Selections: Lucaya, Nitro, Quatro, Contempo, Oceana, Riva (Fabric number is followed by fabric grade)

8605 A NATURAL WHITE	8601 A BLACK	4644 B CHARCOAL GRAY	8600 A ANTIQUE BEIGE	4620 B BEIGE	4676 B COCOA	8006 A DANDELION	4677 C TUSCAN
8608 A CARDINAL RED	8634 A TERRA	8607 A BURGUNDY	4624 B SKY BLUE	8602 A PACIFIC BLUE	8612 A CAPTAINS NAVY	8603 A FOREST GREEN	



6SQLPU

Quatro 6' 8 Rib Square Umbrella, heavy duty one piece aluminum pole with push up and pin lift mechanism, NO TILT. (FiberBuilt) 72" sq. 96"H 20 lbs. Pole: 1.5" dia.

Also available:

7SQLPP

7½' 8 Rib Square Umbrella Pulley and Pin lift (FiberBuilt) 90" sq. 102"H 22 lbs. Pole: 1.5" dia.



8LPU

Lucaya 8' 8 Rib Octagonal Umbrella, heavy duty one piece aluminum pole with push up and pin lift mechanism, NO TILT. (FiberBuilt) 96" dia. 90"H 28 lbs. Pole: 1.5" dia.

Also available:

9LPU

9' dia. with push up and pin lift mechanism (FiberBuilt) 29 lbs. Pole: 1.5" dia.

11LPP

11' dia. with pulley and pin lift mechanism (FiberBuilt) 30 lbs. Pole: 1.5" dia.



9CPU

Contempo 9' 8 Rib Octagonal Umbrella, heavy duty one piece aluminum pole with push up and pin lift mechanism, NO TILT. (FiberBuilt) 108" dia 28 lbs. Pole: 1.5" dia.

Also Available:

6SQCPU

6' 8 Rib Square Umbrella with push up and pin lift mechanism (FiberBuilt) 72" sq. 25 lbs. Pole: 1.5" dia.

11CPU

11' 8 Rib Octagonal with push up and pin lift mechanism (FiberBuilt) 132" dia. 32 lbs. Pole: 1.5" dia.




7NPU

Nitro 7½' 4 Rib Diamond Umbrella, heavy duty one piece aluminum pole with push up and pin lift mechanism, NO TILT. (FiberBuilt) 132"D 108"W 96"H 25 lbs. Pole: 1.5" dia.

Finish Selections: Lucaya, Nitro, Quatro, Contempo, Oceana, Riva



BRIGHT ALUMINUM



BLACK



CHAMPAGNE
BRONZE



WHITE



90PU

Oceana 9' 8 Rib Octagonal Freestanding Umbrella, heavy duty one-piece aluminum pole with push up and pin lift mechanism. NO TILT (FiberBuilt) 108" dia. 96"H 35 lbs.

Pole: 2.5" dia.

Pole: 2" dia.

Freestanding Umbrella base selection (page 187)

Also available:

11OPP

11' dia. (FiberBuilt) with pulley and pin 40 lbs. Pole: 2.5" dia.

13OPP

13' dia. (FiberBuilt) with pulley and pin 50 lbs. Pole: 2.5" dia.



11RPP

Riva 11' 8 Rib Octagonal Freestanding Umbrella, heavy duty one-piece aluminum pole with push up and pin lift mechanism. NO TILT (FiberBuilt) 132" dia. 102"H 40 lbs.

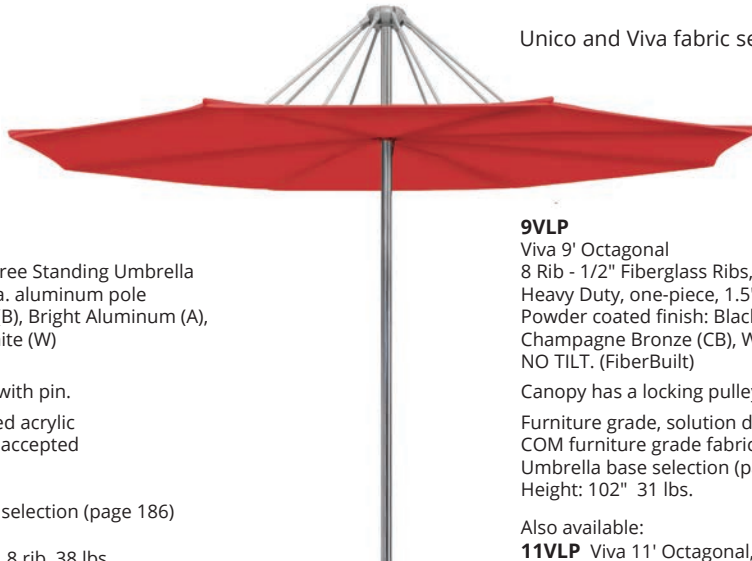
Pole: 2" dia.

Freestanding Umbrella base selection (page 186)

Also available: **9RPU**

9' dia. Freestanding Umbrella with push up and pin lift mechanism. NO TILT (FiberBuilt) 108" dia. 35 lbs. Pole: 2" dia.

Unico and Viva fabric selections pages 186, 196-211



9ULP

Unico 9' Octagonal 8 Rib - 1/2" Fiberglass Ribs, Free Standing Umbrella Heavy Duty, one-piece, 2" dia. aluminum pole Powder coated finish: Black (B), Bright Aluminum (A), Champagne Bronze (CB), White (W) NO TILT. (FiberBuilt)

Canopy has a locking pulley with pin.

Furniture grade, solution dyed acrylic COM furniture grade fabrics accepted

Pole: 2" dia.

Height: 102" 34 lbs.

Freestanding Umbrella base selection (page 186)

Also available:

11ULP Unico 11' Octagonal, 8 rib 38 lbs.

9VLP

Viva 9' Octagonal 8 Rib - 1/2" Fiberglass Ribs, Free Standing/Dining Umbrella Heavy Duty, one-piece, 1.5" dia. aluminum pole Powder coated finish: Black (B), Bright Aluminum (A), Champagne Bronze (CB), White (W) NO TILT. (FiberBuilt)

Canopy has a locking pulley with pin.

Furniture grade, solution dyed acrylic COM furniture grade fabrics accepted

Umbrella base selection (page 186)

Height: 102" 31 lbs.

Also available:

11VLP Viva 11' Octagonal, 8 rib 32 lbs.

Shown with the Single Valance (standard). May be ordered with Scallop, Square or Wave Valances

Encore and Phoenix furniture grade fabric selections pages 188, 196-211 Other valance style options page 190



9ERLP-1

Encore 9' Octagonal Double Tier Canopy 16 Rib - 5/8" Fiberglass Ribs, Free Standing/Dining Umbrella Heavy Duty one piece aluminum pole with locking pulley lift mechanism, NO TILT. (FiberBuilt) Powder coated finish: Black (B), Champagne Bronze (CB), White (W) 108" dia 102" H 34 lbs. Pole: 1 1/2" dia

9ERLP-2

Pole: 2" dia Free Standing Umbrella

9PXL-1

Phoenix 9' Octagonal Double Tier Canopy 16 Rib - 5/8" Silver Fiberglass Ribs Ribs, hubs, joints and finial color coordinate with the pole's finish color (Bright Aluminum or Black). Optional color scheme available: Black pole and ribs/Aluminum finish on hubs, joints and finial Heavy Duty one piece aluminum pole with locking pulley lift mechanism, NO TILT. (FiberBuilt) Finish: Bright Aluminum or Powder Coated Black (B) 108" dia 102" H 36 lbs. Pole: 1 1/2" dia


9PXL-2

Pole: 2" dia Free Standing Umbrella

Umbrellas

Furniture Grade Fabric Selections: Alero, Encore, Phoenix, Unico, Venice, Viva (Fabric number is followed by fabric grade)

5404 B NATURAL	5408 B BLACK	54048 B CHARCOAL	5422 B ANTIQUE BEIGE	5468 B CAMEL	5425 B COCOA	5457 B SUNFLOWER YELLOW	5417 C TUSCAN
5477 C LOGO RED	5440 C TERRACOTTA	5436 B BURGUNDY	5424 B SKY BLUE	5401 B PACIFIC BLUE	5439 B NAVY	54011 C GINGKO	5446 B FOREST GREEN




Double Vent

Retract fully for storage

10SQCANT
Alero 10' Square Cantilever Umbrella
8 Rectangular aluminum ribs
Aluminum frame and fittings
with Granite Tile Base (FiberBuilt)
Pole and canopy rotate 360 degrees
Umbrella 96 lbs.
Granite Umbrella Base 320 lbs.
Only available in Bronze finish.
120" sq. 108"H

Trigger lift with crank



Alero acrylic fabrics pages 188, 196-211
Furniture grade, solution dyed acrylic
COM fabrics accepted

Marine Grade Fabrics are not available.



Also available:
20SQVTP-CR
Venice 20' Square,
8 Rectangular aluminum ribs
Height: 213"
Umbrella Weight: 150 lbs.
Base Weight: 690 lbs.
Pole: 4" dia.

16SQVTP-CR
Venice 16' Square,
8 Rectangular aluminum ribs
Free Standing Umbrella
Carbon powder coated finished
aluminum and steel structure
Nylon Accessories
Telescopic opening and closing system
Steel cross base for 4, 19" x 19"
concrete composite tiles
Double sewn-in vent with storage ties
Venice acrylic fabrics pages 188, 196-211
Furniture grade, solution dyed acrylic
COM fabrics accepted
Height: 189"
Umbrella Weight: 125 lbs.
Base Weight: 690 lbs.
Pole: 4" dia.

Paramount Smart Outdoor Umbrella

The Auto-Closing Umbrella
with High Wind Detection

Push Button
Open and Close

The Paramount umbrella redefines outdoor luxury with its seamless blend of innovation and style. Featuring a discreet and whisper-quiet motor, it effortlessly opens and closes at your command via a push button controller. Safety is paramount with its wind sensor, automatically closing the umbrella during high winds. Embracing sustainable energy, the solar charging capability ensures continuous use. The integrated LED lights extend your outdoor moments, casting a warm glow, making it the epitome of sophistication and comfort for any outdoor space.



Solar Panel




High Wind
Speed Sensor

Canopy Fabric Options



Spectrum Dove



Spectrum Indigo

Open/Close Controller



RP-P9-D

9' Paramount Smart Octagonal Umbrella
8 rib 1/2" x 3/4" Aluminum Square Ribs
Canopy: Sunbrella Spectrum Dove Fabric
RP-P9-I

9' Paramount Smart Octagonal Umbrella
Canopy: Sunbrella Spectrum Indigo Fabric
108" dia. 104"H 28 lbs.
Pole: 1.5" dia.

RP-P11-D

11' Paramount Smart Octagonal Umbrella
8 rib 1/2" x 3/4" Aluminum Square Ribs,
Canopy: Sunbrella Spectrum Dove Fabric
RP-P11-I

11' Paramount Smart Octagonal Umbrella
Canopy: Sunbrella Spectrum Indigo Fabric
132" dia. 107"H 32.25 lbs.
Pole: 1.5" dia.

FEATURES

- All umbrellas have LED rib lighting and Central Hub light
- Umbrella can only open with use of "open/close" controller that is mounted to the umbrella pole
- Umbrella can close two ways:
 - a. Via open/close controller
 - b. Detection of Wind Speed (closes automatically)
- Solar Charging, battery powered operation – completely wireless
- Available in Sunbrella Fabrics:
 - Spectrum Dove or Spectrum Indigo
- Aluminum frame

Umbrellas

Optional Valance Styles

Valances are a decorative feature that can be added to single or double vented canopies. The following umbrella canopies are examples of some of the optional valance styles. These options can be applied to the following umbrellas: Lucaya, Quatro, Oceana, Riva, Encore and Phoenix.

A contrasting binding color can be ordered on the valance, as some of the pictures show. There are, however, a limited number of binding fabric colors. Consult your sales representative for more information on various valance options.

Note: The valance fabric may be the same as the canopy fabric or a second fabric color can be selected. If a striped fabric is selected, the stripe can be laid to run vertically on the valance.



SINGLE VALANCE

VAL-7896 Single Valance (as shown in image to the left)
For 8' and 9' dia. and 6' square canopy
Also available in canopy sizes:
11' and 13' dia. and 7.5' square

VAL-C-7896 Single Valance added to canopy in contrasting fabric.



SCALLOP VALANCE

VAL-SC-8-3 Scallop Valance, 8' dia. canopy, 3 swags per panel
(as shown in image to the left.)
Available in 3, 4, 5 and 6 swags per panel
Available canopy sizes: 8', 9', 11' and 13' dia. and 6' and 7.5' square

VAL-SC-C-(SIZE)-(#SWAGS) Scallop Valance in contrasting fabric



SCALLOP DOUBLE LAYER VALANCE

VAL-SC-DBL-8-6 Scallop Double Layer Valance, 8' dia. canopy,
6 swags per panel (as shown in image to the left)
Available in 3, 4, 5 and 6 swags per panel
Available canopy sizes: 8', 9', 11' and 13' dia. and 6' and 7.5' square

VAL-SC-DBL-C-(SIZE)-(#SWAGS) Scallop Double Layer Valance
in contrasting fabric



WAVE SINGLE VALANCE

VAL-WAVE-7896 Wave Style Valance
added to canopy in same fabric (as shown in image to the left)
Available canopy sizes:
8', 9', 11' and 13' dia. and 6' and 7.5' square

VAL-WAVE-C-(SIZE) Wave Style Valance in contrasting fabric



SQUARE DOUBLE LAYER VALANCE

VAL-DSS-8-4SQ Square Double Layer Valance 8' canopy,
4 square swags per panel (as shown in image to the left)
Available in 3, 4, 5 and 6 square swags per panel
Available canopy sizes: 8', 9', 11' and 13' dia. and 6' and 7.5' square

VAL-DSS-C-(SIZE)-(#SWAGS)SQ Square Double Layer Valance in contrasting fabric

Also available in a Square Single Layer Valance

VAL-SC-(SIZE)-(#SWAGS)SQ same color fabric

VAL-SC-C-(SIZE)-(#SWAGS)SQ contrasting fabric



DECORATIVE RUFFLE

RF-RUFFLE-C-89-6SQ Ruffle Style at canopy edge
and at top vent in contrasting fabric (as shown in
image to the left)
Available canopy sizes:
8', 9' dia. and 6' square



VALANCE WITH FRINGE

F-FRINGE-89-6SQ Fringe at bottom edge of canopy 8' and 9' dia. and 6' square

F-FRINGE-11-7SQ Fringe at bottom edge of canopy 11' dia. and 7.5' square
Fringe can also be added to a scalloped valance.

Umbrella Bases

Non-Freestanding For use with dining tables.



M9950 Cast Aluminum Umbrella Base
50 lbs.
Fits 1.5" dia. pole.
M9951 80 lbs.
Ships with both 6.5" and 16.75" umbrella pole stems.
Available in all finishes.



M9850 Cast Aluminum Umbrella Base
50 lbs.
Fits 1.5" dia. pole.
M9851 80 lbs.
Available in all finishes.



M9650D Dark Brown Umbrella Base,
(Polypropylene) 50 lbs.
M9650W White Umbrella Base,
(Polypropylene) 50 lbs.
M9650B Black Umbrella Base,
(Polypropylene) 50 lbs.



M9100 Cast Aluminum Freestanding Umbrella Base with hidden wheels.
22" dia. - Fits 1.5" dia. pole.
100 lbs.
Available in standard finishes.
Note: Does not fit 2" or 2.5" dia. pole.

Freestanding Freestanding Umbrella Bases are not designed for use with dining tables that utilize leg bracing underneath.



(Ships filled with concrete)

AB110-2.0 Aluminum Freestanding Umbrella Base, no wheels,
23" dia. - Fits 1.5" and 2" dia. poles
110 lbs.
AB110-2.5 23" dia. Aluminum Base
Fits 2.5" dia. pole. 110 lbs.
AB160-2.0 23" dia. Aluminum Base
Fits 1.5" and 2.0" dia. pole 160 lbs.
AB160-2.5 23" dia. Aluminum Base
Fits 2.5" dia. pole 160 lbs.
AB175-2.0 23" dia. Aluminum Base
Fits 2.0" dia. pole 175 lbs.
AB175-2.5 23" dia. Aluminum Base
Fits 2.5" dia. pole 175 lbs.
Available in Black, White, Bronze, Silver



(Ships filled with concrete)

ABW110-2.0 Aluminum Freestanding Umbrella Base with hidden wheels
23" dia. - Fits 1.5" and 2" dia. pole.
110 lbs.
ABW110-2.5 23" dia. Aluminum Base
Fits 2.5" dia. pole.
Umbrella Base with hidden wheels
ABW175-2.0 23" dia. Aluminum Base
w/Wheels
Fits 2.0" dia. pole 175 lbs.
ABW175-2.5 23" dia. Aluminum Base
w/wheels
Fits 2.5" dia. pole 175 lbs.
Available in Black, White, Bronze, Silver



M24SSTEEL1.5 Galvanized Steel Plate Base,
24" Square - Fits 1.5" Pole
80 lbs.
Freestanding w/ Wheels
4 Hole Drilled
M24SSTEEL2 Galvanized Steel Plate Base,
24" Square, Fits 2" Pole
80.5 lbs.
Freestanding w/ Wheels
4 Hole Drilled
M24SSTEEL2.5 Galvanized Steel Plate Base
24" Square, Fits 2.5" Pole
80.5 lbs.
Freestanding w/ Wheels
4 Hole Drilled
Available in Black (BKN) and Silver (SLV)
(Powder coated)



M24RSTEEL Galvanized Steel Plate Base,
24" Round, Fits 1.5" Pole, Freestanding
59.5 lbs.
3 Hole Drilled
Available in Black (BKN) and Silver (SLV)
(Powder coated)



M24SSTEEL Galvanized Steel Plate Base,
24" Square, 1.5" Pole, Freestanding
80 lbs.
4 Hole Drilled
Available in Black (BKN) and Silver (SLV)
(Powder coated)

In-Ground Umbrella Mount Plate

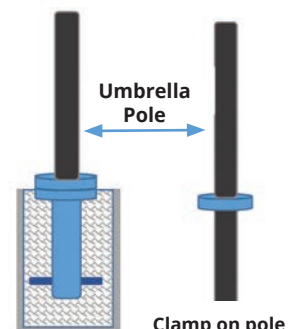


Note: It is highly recommended that when ordering umbrellas to use with in-ground mount to order extra length poles. Add 'XL' to the end of the part number. Ex: 9LPU-XL. (Extension poles are available for Garden, Patio or Market umbrellas)

MT-DECK-AL-2 2" dia. poles
MT-DECK-AL-25 2.5" dia. poles

Overall Inground View

Portion of the mount that is embedded inground is flush with edge



Each umbrella base in the M24 series comes with two umbrella pole sleeves - 13.25" and 7.125" in height.

Sunscreens

Sunscreen Umbrellas are semi-permanent structures that are durable and can withstand harsh weather conditions. As with any non-permanent umbrella, awning or shade structure, they will need to be taken down when winds reach unsafe conditions. For areas that receive snow, we recommend removing and storing the Screens in a dry, safe, protected environment.



5SQ-SUN
Sunscreen 5' Square Umbrella. Surface Mount.
Ships with umbrella base for use only with Sunscreen umbrella.
30" Square Base
Stationary- NO SWIVEL, NO TILT
One-piece, heavy duty 2" dia. pole
Steel frame
Two aluminum support ribs
Overall height: approx. 96"
Umbrella Weight: 100 lbs.
Base Weight: 200 lbs.



7RCT-SUN
Sunscreen 7' x 5' Rectangle Umbrella. Surface Mount.
Ships with umbrella base for use only with Sunscreen umbrella.
30" Square Base
Stationary- NO SWIVEL, NO TILT
One-piece, heavy duty 2" dia pole
Steel frame
Overall height:
approx. 96 inches
Umbrella Weight: 100 lbs.
Base Weight: 200 lbs.

Sunscreen Fabrics (Fabric number is followed by fabric grade)

6001 B PACIFIC BLUE	6004 B NATURAL	6008 B BLACK	6020 B BEIGE	6023 B AQUAMARINE
6031 C BURGUNDY	6033 B LINEN	6037 B FOREST GREEN	6043 B PERSIAN GREEN	6044 B CHARCOAL GRAY
6046 B CAPTAIN NAVY	6066 C LOGO RED	6075 B CAPRI	6079 B OCEAN BLUE	

Sunscreen Pole, Canopy Frame and Base Finishes

S SILVER	B BLACK
--------------------	-------------------

Frame Finishes




N4 ANTIGUA




***BGE** GLOSS BEIGE




BIS ANTIQUE BISQUE




BKN BLACK



BRZ BRONZE




***CAM** CAMEL




***CEL** CELEDON



CPP COPPER




DRF DRIFTWOOD




JAV JAVA




***LAT** LATTE



MST COASTAL MIST



***OVE** OLIVE




OLY OLYMPIC GOLD




N7 PATINA




SLV SILVER




***SVR** SMOOTH VERDE



SWH SMOOTH WHITE



TPW TEXTURED PEWTER



WTK WEATHERED TEAK



***LMG** LIME GREEN



***ORG** ORANGE



***PUR** PURPLE



***RED** RED



***SKY** SKY BLUE



***YEL** YELLOW



Texacraft purchases the most durable electrostatic polyester powder available to cover the aluminum frames. This polyester powder is sprayed onto the frames which are then sent through a high temperature oven where the powder melts and bakes onto the frame. Combining such high quality finish components with Texacraft's extensive frame preparation process involving numerous cleaning cycles, the Texacraft finish will provide many years of worry free protection to the furniture frame.


*Glides and end caps are not necessarily color matched to finish color. Black, White or Opaque glides and end caps may be used.

Photographs do not necessarily give the exact color representation of the actual frame finish.

Vinyl Colors



22 Mahogany



23 Textured Bronze




26 Textured Olympian




27 Textured Antique Moss



28 Textured White



34 Textured Sandstone



35 Textured Antique Bisque



37 Textured Java



40 Textured Camel



47 Espresso




48 Latte



70S French Blue



89 Yellow



96 Textured Pewter



5101 Burgundy



5102 Beige



5103 Dove Gray



5106 Navy



5107 Royal



5113 White



5114 Ivory



5120 Sage



5121 Black



5151S Smooth Silver



5152S Emerald



5157S Smooth Verde



5158S Red



5201 Orange



5202 Electric Blue




5203 Lime Green




5204 Lavender/Purple

Colors are shown as accurately as possible. Actual color may vary slightly from color chart shown.

Fiberglass Finishes



G55 White



G56 Ivory



G54 Beige



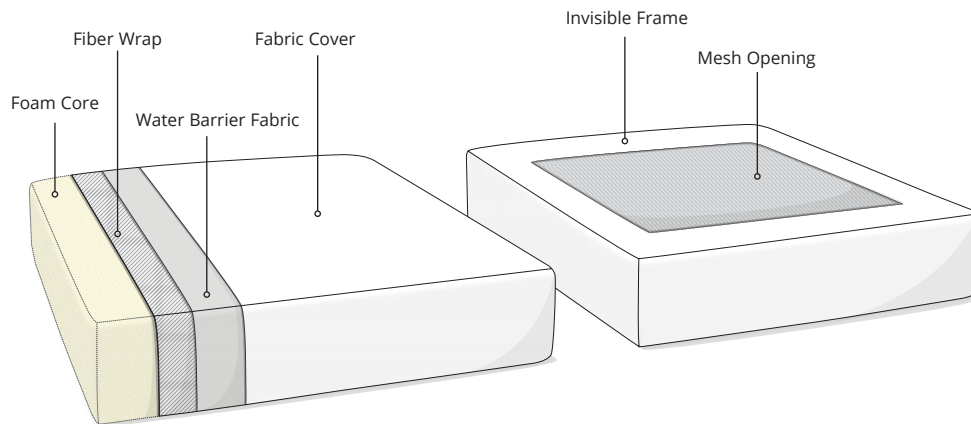
Vinyl strapping available in 250' rolls or in straps pre-cut for easy installation. The vinyl straps are 100% u.v. stabilized virgin vinyl, .110" thick by 2" wide.

Premium Cushion Construction

Texacraft's standard cushions have provided comfort and performance for our customers for many years and will continue to do so far into the future. With the impetus of the outdoor room that continues to grow more and more each year, Texacraft developed a premium cushion to enhance the performance of outdoor cushions.

The premium seat cushions, which bear the brunt of exposure and use as well as the target of prolonged rains, were engineered to shed water and keep your seat cushions dry. Should the outer fabric allow water to penetrate, a specially engineered water barrier fabric, that is sealed around the inner foam and fiber, will redirect the water to exit the bottom of the cushion via an open mesh sling fabric. The premium cushion utilizes a firmer foam to provide a fuller cushion appearance and to prolong the useful life of the cushion.

This premium cushion is an option on most collections and is designated with the model number suffix "P".



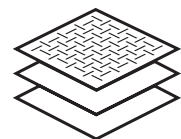
Fabric Cover

Texacraft's fabric offering is extensive with hundreds of fabric to choose from whether 100% acrylic, acrylic blend or PVC coated sling material. Texacraft wants you to create the look you desire. We offer fabrics from the most trusted brands in outdoor fabrics.



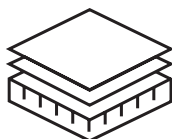
Water Barrier

The water barrier engineering comes from BellBloc® moisture, mold & mildew resistant fabric. The specially engineered fabric repels water around the inner foam structure helping to keep the cushions dry.



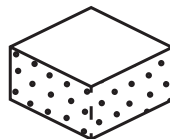
Smart Water Escape

A black, open mesh Textilene® sling fabric is used to allow any penetrating water to escape out the bottom of the cushion. This is a vinyl-coated, polyester fabric with UV inhibitors.



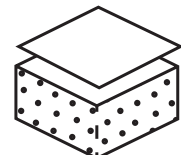
Engineered Comfort

It took the Texacraft team several years of experimentation and testing to develop what we believe is the most effective design to keep outdoor cushions dry. The result is not only functional but also extremely comfortable.



Foam Core

The foam provides overall cushion support and boasts a 1.75-1.95 lbs./cu. Ft. density rating. This foam meets flammability requirements CA.TB117-2013. Firm yet soft, the foam will help extend the useful life of the cushion.



Fiber Wrap

The Polyester fiber wraps the foam core to add full appearance to the look of the fabric covered cushion while adding another element of softness.

Texacraft offers fabrics from the most trustworthy, recognized names in the outdoor fabric industry. All of Texacraft's fabrics are woven in the USA. Our fabrics fall under three main categories - Woven Vinyl, Woven Blends and Woven Acrylics.


Woven Vinyl — "Mesh" fabric for sling buckets as well as cushions and umbrellas. Woven Vinyl fabrics are created from durable, resilient PVC-coated polyester yarns. These fabrics are extremely strong and flexible (with minimal stretch) so they won't sag or tear under pressure. Being coated in PVC vinyl, the fabric is created to withstand all kinds of weather, is water resistant, and can withstand harsh UV rays.

Woven Blends — Much the same material as Woven Vinyl but WITH the addition of acrylic threads. The acrylic thread component adds some softness to the fabric that tailors very well for cushions and umbrellas.

Woven Acrylics — These outdoor fabrics are made of 100% solution-dyed acrylic fiber yarns. The fibers are saturated with color and UV-stabilized pigments before they are spun into yarn. This means the pigment goes all the way through the fibers and the color stays true over time. Acrylic fabrics have the feel of indoor fabrics but are specially formulated for outdoor use. These fabrics are excellent choices for cushions, pillows and umbrellas.

In addition, Texacraft accepts COM.

Woven Vinyls - Grade A For Sling, Cushion and Umbrella except where noted.




001 STRAW MATT
PHIFERTEX®
GRADE A




003 LANAI
PHIFERTEX®
GRADE A




005 POMPASS GRASS
PHIFERTEX®
GRADE A




012 SHELBY
PHIFERTEX®
GRADE A




013 COBALT TWEED
PHIFERTEX®
GRADE A




014 PLUM TWEED
PHIFERTEX®
GRADE A




015 TRIXIE STRIPE
PHIFERTEX®
GRADE A



019 STACK STONE
PHIFERTEX®
GRADE A



020 STACK BRICK
PHIFERTEX®
GRADE A



027 CLAY SKY
PHIFERTEX®
GRADE A




032 SPICE
PHIFERTEX®
GRADE A




034 ATRIUM
PHIFERTEX®
GRADE A


Woven Vinyls - Grade A For Sling, Cushion and Umbrella except where noted.




035 CARNIVAL
PHIFERTEX®
GRADE A




047 OCEAN
PHIFERTEX®
GRADE A




052 BERMUDA WICKER
PHIFERTEX®
GRADE A




059 AMALFI
PHIFERTEX®
GRADE A




061 SARASA BLUE
PHIFERTEX®
GRADE A




064 ROCKBROOK
TEXTILENE®
GRADE A




123 AQUA MARINE
TEXTILENE®
GRADE A




124 MYAN TEAL
TEXTILENE®
GRADE A




125 RED
TEXTILENE®
GRADE A




127 JADE
TEXTILENE®
GRADE A



128 HONEY
TEXTILENE®
GRADE A




129 MERIDIAN
TEXTILENE®
GRADE A




135 ATLANTIC DRIFT
TEXTILENE®
GRADE A



138 GO GREEN
TEXTILENE®
GRADE A




142 DELRAY STRIPE POOLSIDE
PHIFERTEX®
GRADE A




145 LEMON YELLOW
PHIFERTEX®
GRADE A


Woven Vinyls - Grade A For Sling, Cushion and Umbrella except where noted.



146 ROYAL BLUE
PHIFERTEX®
GRADE A




150 NAVY PIER
PHIFERTEX®
GRADE A



153 DUPIONE POOLSIDE
PHIFERTEX®
GRADE A




159 WINDSOR STRIPE SPA
PHIFERTEX®
GRADE A




176 ROYAL PURPLE
TEXTILENE®
GRADE A




203 BROWN DERBY
PHIFERTEX®
GRADE A



***214** MOSS WICKER
TEXTILENE®
GRADE A




217 MADERA NICKEL
PHIFERTEX®
GRADE A




227 TURQUOISE STONE
PHIFERTEX®
GRADE A




242 SADDLESTITCH MATRIX
PHIFERTEX®
GRADE A




***269** CANE WICKER BRONZE
PHIFERTEX®
GRADE A




280 TRELLIS STONE
PHIFERTEX®
GRADE A




281 TRELLIS MOSS
PHIFERTEX®
GRADE A



408 WHITE ON WHITE PACKED STRIPE
TEXTILENE®
GRADE A




412 ESPECIA
PHIFERTEX®
GRADE A




***413** COCONUT
PHIFERTEX®
GRADE A

* Not recommended for cushions. Not available for padded sling.

Woven Vinyls - Grade A For Sling, Cushion and Umbrella except where noted.



416 NEGRIL TWEED
PHIFERTEX®
GRADE A




424 EARTHTONE GRASSCLOTH
TEXTILENE®
GRADE A




457 EARTHTONE BASKETWEAVE
TEXTILENE®
GRADE A



463 BLUE BLUSH
TEXTILENE®
GRADE A




464 TITANIUM
TEXTILENE®
GRADE A




480 BURLAP
TEXTILENE®
GRADE A




481 OYSTER PEARL
TEXTILENE®
GRADE A



482 BARNWOOD
TEXTILENE®
21GRADE A



483 GLISTEN SILVER
TEXTILENE®
GRADE A




507 UMBER PINSTRIPE
TEXTILENE®
GRADE A




866 WHITE MESH
PHIFERTEX®
GRADE A




913 BLACK MESH
PHIFERTEX®
GRADE A




914 SNAPPY ORANGE
PHIFERTEX®
GRADE A



915 METALLIC SALSA
PHIFERTEX®
GRADE A




921 PEWTER MESH
PHIFERTEX®
GRADE A




923 SILVER MESH
PHIFERTEX®
GRADE A

* Not recommended for cushions. Not available for padded sling.

Woven Vinyls - Grade A For Sling, Cushion and Umbrella except where noted.



924 JAVA MESH
PHIFERTEX®
GRADE A



925 BRONZE PATINA MESH
PHIFERTEX®
GRADE A



927 COASTLINE
PHIFERTEX®
GRADE A



966 NAPA
PHIFERTEX®
GRADE A

Woven Vinyls - Grade B For Sling, Cushion and Umbrella except where noted.



016 ARMOUR
TEXTILENE®
GRADE B




017 OVERLAY
TEXTILENE®
GRADE B



024 TANGO DUST
PHIFERTEX®
GRADE B



025 TANGO TAUPE
PHIFERTEX®
GRADE B




028 GREY SCREEN
PHIFERTEX®
GRADE B



029 DUPIONE CREAM
PHIFERTEX®
GRADE B




***030 LITE TAUPE BASKETWEAVE**
TEXTILENE®
GRADE B




031 BLUE WILLOW
PHIFERTEX®
GRADE B




033 TEAL TRACK
PHIFERTEX®
GRADE B



036 NAVY REED
PHIFERTEX®
GRADE B




038 KIWI REED
PHIFERTEX®
GRADE B




040 BLUE BLUSH REED
PHIFERTEX®
GRADE B

* Not recommended for cushions. Not available for padded sling.


Woven Vinyls - Grade B For Sling, Cushion and Umbrella except where noted.



042 FUSCHIA
PHIFERTEX®
GRADE B



048 JEWEL
PHIFERTEX®
GRADE B



049 BALDWIN
PHIFERTEX®
GRADE B




051 KONA STRIPE
PHIFERTEX®
GRADE B




054 BLUE LAGOON
TEXTILENE®
GRADE B




055 SUNFLOWER
TEXTILENE®
GRADE B



057 SICILIAN BIRCH
PHIFERTEX®
GRADE B



058 MADRAS MARSH
PHIFERTEX®
GRADE B




060 KOZO MONO
PHIFERTEX®
GRADE B




062 BROADWAY
TEXTILENE®
GRADE B




063 GRANITE STONE
TEXTILENE®
GRADE B




***079 MATTE CANE WEAVE GRAY**
PHIFERTEX®
GRADE B




***080 MATTE CANE WEAVE NAVY**
PHIFERTEX®
GRADE B



081 MELANGE
PHIFERTEX®
GRADE B



083 DUPIONE GRAY
PHIFERTEX®
GRADE B




***084 MATTE MULTI-BLUE CANE WEAVE**
PHIFERTEX®
GRADE B

* Not recommended for cushions. Not available for padded sling.

Woven Vinyls - Grade B For Sling, Cushion and Umbrella except where noted.




085 THAI RATTAN
PHIFERTEX®
GRADE B




086 DUPIONE ORANGE
PHIFERTEX®
GRADE B




088 AQUA TRELLIS
TEXTILENE®
GRADE B




089 TINY TEAL
TEXTILENE®
GRADE B




***090** MONTEGO
PHIFERTEX®
GRADE B




091 CARATAO STEEL
PHIFERTEX®
GRADE B




092 BECKOM BLEND
PHIFERTEX®
GRADE B



093 CARATAO BASIL
PHIFERTEX®
GRADE B




094 ROMA DOVE
PHIFERTEX®
GRADE B



137 SEABREEZE
TEXTILENE®
GRADE B



***248** QUEST GOLD
PHIFERTEX®
GRADE B



462 WHEAT MAT
TEXTILENE®
GRADE B

Woven Vinyls - Grade C For Sling, Cushion and Umbrella except where noted.




095 SATCHELL
TEXTILENE®
GRADE C



096 GOLD RUSH
TEXTILENE®
GRADE C



097 LYNX
TEXTILENE®
GRADE C



098 LOWLAND GRASS
TEXTILENE®
GRADE C

* Not recommended for cushions. Not available for padded sling.

Woven Vinyls - Grade C
For Sling, Cushion and Umbrella
except where noted.




205 GRAY RUSH
PHIFERTEX®
GRADE C

Woven Blends - Grade A Sling, Cushion and Umbrella



065 PUEBLO-GRANITE
SUNBRELLA®
GRADE A




066 MOMENTS-NAVY
SUNBRELLA®
GRADE A


Woven Blends - Grade A Sling, Cushion and Umbrella



069 PUEBLO-DUNE
SUNBRELLA®
GRADE A



070 AUGUSTINE OASIS
SUNBRELLA®
GRADE A



071 AUGUSTINE SHADOW
SUNBRELLA®
GRADE A




943 DESTINY SAND
SUNBRELLA®
GRADE A


Woven Blends - Grade B Sling, Cushion and Umbrella




****006** SPACE
SUNBRELLA®
GRADE B



****007** LOGAN GRAPHITE
SUNBRELLA®
GRADE B



****008** SALT
SUNBRELLA®
GRADE B



****010** SEAGULL
SUNBRELLA®
GRADE B

Woven Blends - Grade C Sling, Cushion and Umbrella




****011** SOIL
SUNBRELLA®
GRADE C

****Vision Sling/Padded Sling, Scandia Sling and Adirondack Chair M8402S are the only SLING collections available for use with these Grade B, Grade C Woven Blend fabrics.**


Introducing Phifertex® Cushion Fabrics

The eight fabrics below are new Phifertex® Cushion Fabrics- specifically woven to be the perfect combination of comfort, durability and cleanability. These special fabrics have smaller yarns than those traditionally used in vinyl cushions. This allows for a much softer hand than traditional PVC (polyester vinyl coated) woven vinyl fabrics used primarily on sling furniture. These fabrics are NOT made for sling application but they have the same appeal - durable, easy to clean and maintain. No worries about staining. Just simply wash and rinse. The softer hand of the fabric (results from the smaller yarns) provide excellent tailoring results for cushions, pillow and umbrellas. Phifertex® Cushion fabrics are UV resistant and infused with built-in Microban® antimicrobial protection for an added level of defense against damaging bacteria, mold and mildew.


Woven Vinyls - Grade B For Cushion and Umbrella ONLY.




5854 GLACIER
PHIFERTEX®
GRADE B




5855 GRANITE
PHIFERTEX®
GRADE B




5856 CAST CORAL
PHIFERTEX®
GRADE B




5857 INDIGO
PHIFERTEX®
GRADE B




5858 EGGSHELL
PHIFERTEX®
GRADE B



5859 MACAW
PHIFERTEX®
GRADE B



5860 ANTIQUE BEIGE
PHIFERTEX®
GRADE B




5861 ZINC
PHIFERTEX®
GRADE B


Woven Acrylics - Grade A Cushion and Umbrella Not available for padded sling.



170 FIFE PUMICE
SUNBRELLA®
GRADE A



174 FIFE SILT
SUNBRELLA®
GRADE A



398 SPECTRUM DAFFODIL
SUNBRELLA®
GRADE A



495 SPARKLE TERRA
OUTDURA®
GRADE A

Woven Acrylics - Grade A Cushion and Umbrella Not available for padded sling.



496 SPARKLE POTTERY
OUTDURA®
GRADE A



500 JINGA SEA MIST
OUTDURA®
GRADE A




501 SPARKLE POOL
OUTDURA®
GRADE A



502 SKYLINE SEAMIST
OUTDURA®
GRADE A



576 SPARKLE PESTO
OUTDURA®
GRADE A



776 FIFE TEAK
SUNBRELLA®
GRADE A



870 CANVAS MACAW
SUNBRELLA®
GRADE A




973 MEMO FLAX
OUTDURA®
GRADE A



975 SOULMATE BRONZE
OUTDURA®
GRADE A



976 SOULMATE TUNDRA
OUTDURA®
GRADE A



2221 CHARCOAL GRAY
SUNBRELLA®
GRADE A




2222 CANVAS TERRACOTTA
SUNBRELLA®
GRADE A




2262 HEAVENLY BLUE
SUNBRELLA®
GRADE A



2269 SPARKLE PEACOCK
OUTDURA®
GRADE A




2327 SPECTRUM DENIM
SUNBRELLA®
GRADE A




2332 MILANO COBALT
SUNBRELLA®
GRADE A


Woven Acrylics - Grade A Cushion and Umbrella Not available for padded sling.




2351 STANTON LAGOON
SUNBRELLA®
GRADE A



2352 STANTON GREYSTONE
SUNBRELLA®
GRADE A



3022 SPARKLE NAUTICAL
OUTDURA®
GRADE A



3033 SPARKLE BALTIC
OUTDURA®
GRADE A




3043 CADET GREY
OUTDURA®
GRADE A




3108 HOT SHOT RED
OUTDURA®
GRADE A



3117 TRADEWINDS NAUTICAL
OUTDURA®
GRADE A



3121 PURSUIT AQUA
OUTDURA®
GRADE A




3201 DITSY TURQUOISE
OUTDURA®
GRADE A




5083 CAST SHALE
SUNBRELLA®
GRADE A



5087 CAST LAGOON
SUNBRELLA®
GRADE A



5159 CHESTERFIELD SKY
OUTDURA®
GRADE A




5162 CHESTERFIELD HONEY
OUTDURA®
GRADE A



5164 KINZIE STEEL
OUTDURA®
GRADE A




5165 KINZIE COAL
OUTDURA®
GRADE A




5401 CANVAS PACIFIC BLUE
SUNBRELLA®
GRADE A


Woven Acrylics - Grade A Cushion and Umbrella Not available for padded sling.



5403 JOCKEY RED
SUNBRELLA®
GRADE A




5404 CANVAS NATURAL
SUNBRELLA®
GRADE A



5408 CANVAS BLACK
SUNBRELLA®
GRADE A



5410 CANVAS AIR BLUE
SUNBRELLA®
GRADE A




5415 CANVAS MELON
SUNBRELLA®
GRADE A




5416 CANVAS ARUBA
SUNBRELLA®
GRADE A




5417 CANVAS TUSCAN
SUNBRELLA®
GRADE A



5422 CANVAS ANTIQUE BEIGE
SUNBRELLA®
GRADE A




5424 CANVAS SKY
SUNBRELLA®
GRADE A




5426 CANVAS CAPRI
SUNBRELLA®
GRADE A




5436 CANVAS BURGUNDY
SUNBRELLA®
GRADE A




5438 CANVAS BUTTERCUP
SUNBRELLA®
GRADE A



5439 CANVAS NAVY
SUNBRELLA®
GRADE A



5446 CANVAS FOREST GREEN
SUNBRELLA®
GRADE A



5452 CANVAS - SAPPHIRE
SUNBRELLA®
GRADE A



5461 CANVAS TAUPE
SUNBRELLA®
GRADE A


Woven Acrylics - Grade A Cushion and Umbrella Not available for padded sling.



5518 FLANNEL
SUNBRELLA®
GRADE A



5550 LUXE GREY
SUNBRELLA®
GRADE A



5608 SEVILLE SEASIDE
SUNBRELLA®
GRADE A



5764 CANVAS HAZE
SUNBRELLA®
GRADE A

Woven Acrylics - Grade B Cushion and Umbrella Not available for padded sling.




5846 REMIX MUSHROOM
SUNBRELLA®
GRADE A



900 DAZZLE WREN
SUNBRELLA®
GRADE B




902 DAZZLE CADET
SUNBRELLA®
GRADE B



2265 JINGA CAPRI
OUTDURA®
GRADE B


Woven Acrylics - Grade B Cushion and Umbrella Not available for padded sling.



2266 JINGA ROYAL
OUTDURA®
GRADE B



5134 DEEP WATER
SUNBRELLA®
GRADE B



5135 BRIDGE WATER
SUNBRELLA®
GRADE B



5157 SAIL AWAY AQUA
OUTDURA®
GRADE B



5163 STATIC CASHEW
OUTDURA®
GRADE B



5520 MISTY
SUNBRELLA®
GRADE B




5524 SUNSET STRIP
SUNBRELLA®
GRADE B



5528 CLOONEY SULFUR
OUTDURA®
GRADE B

Woven Acrylics - Grade B Cushion and Umbrella Not available for padded sling.



5547 DIRECTION STONE
SUNBRELLA®
GRADE B




5548 DIRECTION INDIGO
SUNBRELLA®
GRADE B




5562 DENIM STRIPE
SUNBRELLA®
GRADE B




5564 GREY MULTI
OUTDURA®
GRADE B



5848 RAINDROP
OUTDURA®
GRADE B



5849 SAMBA
OUTDURA®
GRADE B



5853 CHIT CHAT
OUTDURA®
GRADE B


Woven Acrylics - Grade C Cushion and Umbrella Not available for padded sling.



2136 SAILCLOTH SEAGULL
SUNBRELLA®
GRADE C




2247 MYSTERY STONE
SUNBRELLA®
GRADE C



2255 METRIX INDIGO
SUNBRELLA®
GRADE C



2257 CONVERSION CITRON
SUNBRELLA®
GRADE C




2261 LACED LAGOON
SUNBRELLA®
GRADE C



5125 FLURY ONYX
OUTDURA®
GRADE C



5127 PADDOCK PAPRIKA
OUTDURA®
GRADE C



5149 LINEN LACE
SUNBRELLA®
GRADE C

Woven Acrylics - Grade C Cushion and Umbrella Not available for padded sling.




5150 LINEN TWEED
SUNBRELLA®
GRADE C




5154 RANDOM MINERAL
SUNBRELLA®
GRADE C




5158 ICE SCREEN
OUTDURA®
GRADE C



5565 CARIBBEAN TEAL
OUTDURA®
GRADE C



5566 TEXTURED CORAL
OUTDURA®
GRADE C



5568 BLUE SCREEN
OUTDURA®
GRADE C



5847 CYCLE SPARROW
SUNBRELLA®
GRADE C




5850 PATHWAY
OUTDURA®
GRADE C

Woven Acrylics - Grade D Cushion and Umbrella Not available for padded sling.



*****257** BLOCKS
BELLA DURA®
GRADE D



2251 REVEAL INDIGO
SUNBRELLA®
GRADE D



2252 GEO HEMP
SUNBRELLA®
GRADE D




2253 TREK HEMP
SUNBRELLA®
GRADE D




2254 CRISSCROSS LIME
SUNBRELLA®
GRADE D



2264 ORION AQUA
OUTDURA®
GRADE D




3194 GEO NAVY
OUTDURA®
GRADE D



5129 MELODY SAPPHIRE
OUTDURA®
GRADE D

***** Not Acrylic** - This is a commercial grade textile created from a proprietary polyolefin solution dyed blended fiber.


Woven Acrylics - Grade D Cushion and Umbrella Not available for padded sling.



5132 FAÇADE BRICK
SUNBRELLA®
GRADE D



5147 COBBLE INDIGO
SUNBRELLA®
GRADE D



5148 COBBLE GREY
SUNBRELLA®
GRADE D



5300 ARRAY DUNE
SUNBRELLA®
GRADE D




5529 LUMINARY POTTERY
OUTDURA®
GRADE D



5558 SPIRAL STONE
SUNBRELLA®
GRADE D



5703 MIDORI INDIGO
SUNBRELLA®
GRADE D



5748 ESCAPE DENIM
SUNBRELLA®
GRADE D




5759 ARRAY CARIBBEAN
SUNBRELLA®
GRADE D




5842 DUNE HARBOR
SUNBRELLA®
GRADE D




5843 DUNE TERRACOTTA
SUNBRELLA®
GRADE D




5844 WHITTEN SPRING
SUNBRELLA®
GRADE D



5845 WHITTEN TOFFEE
SUNBRELLA®
GRADE D



5851 JOT DOT ELECTRIC
OUTDURA®
GRADE D



5852 JOT DOT TITANIUM
OUTDURA®
GRADE D

Replacement Cushions and Optional Pads

Alon



M10011P Premium Dining Chair Pad
20.5" x 39.5" x 1.25"
Fits M81001, M81007, M81014, M81014B



M10012P Premium Lounge Chair Pad
27" x 41.75" x 1.25"
Fits M81002, M18003, M81022



M10009P Premium Chaise Pad
27.5" x 84.75" x 1.25"
Fits M81009



M1881P Premium Seat Pad
20.5" x 19.5" x 1.25"
Fits M81001, M81007, M81014, M81014B



M1882P Premium Lounge Chair Seat Pad
27" x 20.25" x 1.25"
Fits M81002, M18003, M81022



M1888P Premium Ottoman Seat Pad
24" x 21" x 1.25"
Fits M81008

*Array



M1309 Lounge Chair Cushion Set
M1307 Seat
24.5" x 26.5" x 7"
M1306 Back
9.5" x 32.25" x 13.5"
M1308 Arm (one arm -
takes two per chair)
23.75" x 4.25" x 14"
Fits M31004
M1307P Premium Seat Cushion




M1312 Armless Sectional Set
M1311 Seat
26.5" x 27" x 7"
M1310 Back
9" x 27.5" x 9.5"
Fits M31002
M1311P Premium Seat Cushion



M1313 Quarter Round Ottoman
33.5" x 33.5" x 7"
Fits M31038
M1313P Premium Ottoman Cushion



M1314 Square Ottoman Cushion
33.5" x 33.5" x 7"
Fits M31008
M1314P Premium Ottoman Cushion



M1319 Square Corner Cushion Set
M1316 Back Right Cushion
9.5" x 31" x 9.5"
M1317 Square Corner Seat
27" x 27.5" x 7"
M1315 Back Left Cushion
9.5" x 31" x 9.5"
Fits M31032
M1317P Premium Seat Cushion



M1320 Lounge Chair
Ottoman Cushion
20" x 23.5" x 7"
Fits M31028
M1320P Premium Seat Cushion



M1323 Circular Corner Cushion Set
M1322 Seat
27" x 27" x 7"
M1321 Back
9" x 48" x 9.5"
Fits M31033
M1322P Premium Seat Cushion



M1324 Circular Ottoman Cushion
33.5" x 59.5" x 7"
Fits M31058
M1324P Premium Ottoman Cushion




M1328 Curved Double Segment
Cushion Set
M1327 Seat
27.5" x 54.5" x 7"
M1325 Back Right Cushion
7.5" x 30" x 9.5"
M1326 Back Left Cushion
7.5" x 30" x 9.5"
Fits M31052
M1327P Premium Seat Cushion



M1329 Double Left/Right Arm Segment
M1317 Seat
27" x 27.5" x 9.5"
M1315 Back Left Cushion
9.5" x 31" x 9.5"
M1316 Back Right Cushion
9.5" x 31" x 9.5"
M1317P Premium Seat Cushion



M1311 Armless Seat
26.5" x 27" x 7"
M1310 Armless Back
9" x 27.5" x 9.5"
Fits M31035L, M31035R
M1311P Premium Seat Cushion



M1304 Double Chaise Cushion
3-Piece Set
M1301 Seat
48.5" x 50.5" x 4"
M1303 Back Left Cushion
24.5" x 4" x 31.5"
M1302 Back Right Cushion
24.5" x 4" x 31.5"
Fits M31085CS
M1301P Premium Seat Cushion

***To order a Premium Replacement Cushion Set add "P" at the end of the replacement set SKU. Example M1707P**

Cantata



M2012P Seat Pad
20"W 20"D 2.5"H
M2011 Optional Back Pad
21.25"W 19.5"D 2.5"H
Fits M12001AP



M2038P Premium Seat Pad
23.125" x 20.25" x 2.5" H
M2039 Optional Back Pad
22.5"W 15.5"D 2.5"H
Fits M12001P



M2028P Lounge Chair Cushion Set
M2020P Seat
32.5" x 32" x 8"
Back
32.5" x 9.24" x 12"
Fits M12002P



M2019P Square Ottoman Cushion
32.5" x 32.5" x 8"
Fits M12008P



M2015P Corner Round Cushion Set
M2013P Seat
32" x 32" x 12"
Back
32" x 32" x 8"
Fits M12033P



M2018P Square Corner Cushion Set
M2016P Seat Pad
32.5" x 32.5" x 8"
M2017R Back Right Cushion
32.5" x 12" x 9"
M2017L Back Left Cushion
32.5" x 12" x 9"
Fits M12032P



M2025P Left End Chair Cushion Set
M2023P Seat
32.5" x 32.5" x 8"
Back
32.5" x 12" x 9"
M2024L Left Arm Cushion
4" x 23.25" x 7"
Fits: M12035LP



M2027P Right End Chair Cushion Set
M2023P Seat
32.5" x 32.5" x 8"
Back
32.5" x 9" x 12"
M2024R Right Arm Cushion
4" x 23.25" x 7"
Fits: M12035LP



M2032P Daybed Base Cushion
44.5" x 44.5" x 8
Fits M12088P



M2034P Daybed Base
Left Cushion Set
M2032P Seat
44.5" x 44.5" x 8
M2033L Back
48" x 9 x 9.5"
Fits M12085LP



M2035P Daybed Base
Right Cushion Set
M2032P Seat
44.5" x 44.5" x 8
M2033R Back
48" x 9 x 9.5"
Fits M12085RP



M2031P Chaise Lounge Set
M2029P Seat
24" x 48.25" x 5"
M2030 Back
24" x 33.5" x 5"
Fits M12009P, M12069P (2 sets)

Capilano



M2012P Seat Pad
20"W 20"D 2.5"H
M2011 Optional Back Pad
21.25"W 19.5"D 2.5"H
Fits M12001AP



M10015P Premium Seat and Lumbar Cushion
22.5" x 33.25" x 3"
Fits M8604P

Fountainhead



M1920P Premium Chaise
Lounge
20" x 83.5" x 1.75"
Fits M70009



M1918P Premium Seat pad for
20" x 16.375" x 1.75"
Fits M7001A, M70001,
M70014, M70014A,
M70014B, M70014BA,



M1919P Premium Seat pad
20" x 19.25" x 1.75"
Fits M70002

*Coeur d'Alene

M1916 Sofa Set (8 pieces) Set equals (2) M1863, (1) M1852



- M1852** Armless Chair and Sofa Center Set
M1850 Seat 25" x 31.5" x 7.5"
M1851 Back 20.5" x 31" x 6"
 Fits M74002C (Also fits M74003C center seat and back)
M1850P Premium Seat Cushion



- M1863** Left/Right End Chair & Sofa Set
M1853 Seat 25" x 25" x 7.5"
M1851 Back 20.5" x 31" x 6"
M1855 Arm 17" x 25" x 6"
 Fits M74035C, M74003C, M74022C
M1915 Stationary Love Seat Set (6 pieces)
 A set equals (2) M1863
M1853P Premium Seat Cushion



- M1859** Corner Set
M1853 Seat 25" x 25" x 7.5"
M1858 Back 20.5" x 30" x 6"
 Fits M74032C
M1853P Premium Seat Cushion



- M1862** Curved Corner Set
M1860 Seat 24.5" x 24.5" x 7.5"
M1861 Back 20.5" x 40.5" x 6"
 Fits M74033C
M1860P Premium Seat Cushion



- M1856** Lounge Chair Set
M1853 Seat 25" x 25" x 7.5"
 Fits M74004C, M74032C, M74035C
M1854 Back 20.5" x 31" x 6"
M1855 Arm 17" x 25" x 6"
 Fits M74004C
M1853P Premium Seat Cushion



- M1867** Dining Chair - Two Piece Set
M1865 Seat 19.5" x 20" x 2"
M1866 Back 20" x 14" x 2"
 Fits M74001C, M74001AC, M74014C, M74014AC, M74014BC, M74014BAC
M1865P Premium Seat Pad



- M1857** Square Ottoman
 32" x 32" x 7.5"
 Fits M74008C
M1857P Premium Ottoman Cushion



- M1864** Curved Ottoman
 32" x 32" x 7.5"
 Fits M74038C
M1864P Premium Curved Ottoman Cushion



- M1869** Garden Stool Pad
 18.5" x 16.5" x 2.5"
 Fits M74061C
M1869P Premium Garden Stool Pad



- M1870** Bench Pad (Single)
 28.5" x 16.5" x 2.5"
 Fits M74065C
M1870P Premium Bench Pad

Concourse



- M1974P** Premium Dining Seat Pad
 20.5"W 18.75"D 2.5"H
 Fits M11001S, M11007S



- M1975P** Premium Lounge Seat Pad
 33.5"W 21"D 2.5"H
 Fits M11002S



- M1977P** Premium Fixed Chaise Pad
 32.25"W 81.25"D 2.5"H
 Fits M11029S



- M1976P** Premium Adjustable Chaise Pad
 30.5"W 82.25"D 2.5"H
 Fits M11009S



- M1992P** Premium Loveseat Seat Pad Set
M1993LP Seat Pad Left
 26.25"W 19.75"D 2.5"H
M1993RP Seat Pad Right
 26.25"W 19.75"D 2.5"H
 Fits M11022S



- M1994P** Premium Sofa Seat Pad Set
M1993L Seat Pad Left
 26.25"W 19.75"D 2.5"H
M1993R Seat Pad Right
 26.25"W 19.75"D 2.5"H
M1995 Seat Pad Center
 21.5"W 19.75"D 2.5"H
 Fits M11003S

*To order a Premium Replacement Cushion Set add "P" at the end of the replacement set SKU. Example M1707P

Em



M1894P Premium Chaise Lounge Pad
30.375" x 86.625" x 2.5"
Fits M8509P



M2002P Premium Lounge Cushion Set
M2008P Premium Seat 26.25" x 26.5" x 5.25"
M2009 Back 24.5" x 14.5" x 5"
Fits M8502P



M2022P Premium Love Seat Cushion Set
M2004LP Premium Seat Left 26.25" x 27" x 5.25"
M2005L Back Left 25" x 14.5" x 5"
M2004RP Premium Seat Right 26.25" x 27" x 5.25"
M2005R Back Right 25" x 14.5" x 5"
Fits M8522P

M2003P Premium Sofa Cushion Set
M2004LP Premium Seat Left 26.25" x 27" x 5.25"
M2005L Back Left 25" x 14.5" x 5"
M2004RP Premium Seat Right 26.25" x 27" x 5.25"
M2005R Back Right 25" x 14.5" x 5"
M2006P Premium Center Seat 27.5" x 27" x 5.25"
M2007 Back Center 27.5" x 14.5" x 5"
Fits M8503P

*Era



M1528P Curved Corner Cushion Set
M1526P Seat 32" x 32" x 10"
M1527 Back 15" x 44.625" x 7.5"
Fits M58033



M1525P Square Corner L & R Cushion Set
M1523P Seat 31.625" x 31.625" x 10"
M1524R Back Right 31.625" x 15" x 7.5"
M1524L Back Left 31.625" x 15" x 7.5"
Fits M58032L & M58032R



M1521P Square Ottoman Cushion
31.25" x 31.25" x 10"
Fits M58008



M1522P Rectangular Lounge Ottoman Cushion
20.125" x 28.125" x 10"
Fits M58028



M1517P Armless Cushion Set
M1515P Armless Straight Seat Cushion
31.75" x 31.75" x 10"
M1516 Armless Straight Back Cushion
31.75" x 15" x 7.5"
Fits M58002



M1520P Lounge Cushion Set
M1518P Lounge Seat Cushion
29" x 31.5" x 10"
M1519 Lounge Back Cushion
38.875" x 15" x 7.5"
Fits M58004



M1531P Modular L & R Arm Chair Cushion Set
M1529P Modular L & R Arm Chair Seat Cushion
32" x 32" x 10"
M1530 Modular L & R Arm Chair Back Cushion
32" x 15" x 7.5"
Fits M58035R, M58035L



M1532P Curved Ottoman Cushion
31" x 31" x 10"
Fits M58038



M1541P Chaise Cushion Set
M1539P Chaise Seat Cushion
26" x 54.25" x 5"
M1540 Chaise Back Cushion
26" x 31.5" x 5"
Fits M58009



M1544P Chaise XL Cushion Set
M1542P Chaise XL Seat Cushion
37.5" x 54.25" x 5"
M1543 Chaise XL Back Cushion
37.5" x 31.5" x 5"
Fits M58069

*To order a Premium Replacement Cushion Set add "P" at the end of the replacement set SKU. Example M1707P

*Lantana



M1927 Lounge Chair
Two Piece Set
M1925 Seat 24.5" x 25.5" x 7"
M1926 Back 24.5" x 17" x 7.5"
Fits M75004
M1925P Premium Seat Cushion



M1928 Ottoman Cushion
23.5" x 23" x 6"
Fits M75008
M1928P Premium Ottoman
Cushion



M1934 Armless/Arm Chair,
L/R Two Piece Set
M1932 Seat 28.5" x 26" x 7"
M1933 Back 28.5" x 17" x 7.5"
Fits M75002, M75035L, M75035R
M1932P Premium Seat Cushion



M1938 Corner Chair Square
Three Piece Set
M1935 Seat 26" x 26" x 7"
M1936 Back (Long) 32.5" x 17" x 7.5"
M1937 Back (Short) 27" x 17" x 7.5"
Fits M75032
M1935P Premium Seat Cushion



M1947 Optional Dining Chair Pads Set
Two Piece Set
M1945 Seat 18" x 19" x 2"
M1946 Back 18" x 17" x 2"
Fits M75001, M75014, M75014B
M1945P Premium Pad



M1952 Grande Lounger
Ottoman Cushion
60.5" x 30" x 7.5"
Fits M75068
M1952P Premium Cushion



M1951 Grande Lounger Cushion
Two Piece Set
M1949 Seat 60" x 26.5" x 7.5"
M1950 Back 59.5" x 7.5" x 18"
Fits M75062
M1949P Premium Cushion



M1948 Lantana Chaise
Pad Lounge
79.5" x 23.5" x 4"
Fits M75009
M1948P Premium Cushion



M1966 Chaise Lounge
Head Pillow
19.5" x 10" x 5"
Fits M75009

M1924 Sofa Set (2)M1929, (2)M1930, (1)M1922, (1)M1923
M1931 Love Seat (2)M1929, (2)M1930



M1931 Love Seat - Two Piece Set
M1929 Seat 24.5" x 24.5" x 7"
M1930 Back 24.5" x 17" x 7.5"
Fits M75003, M75022
M1929P Premium Cushion



M1922 Center Seat 24.5" x 23" x 7"
M1923 Center Back 24.5" x 17" x 7.5"
Fits M75003
M1922P Premium Cushion

*Meza



M1845 Chair Pad
19.5" x 20" x 3.5"
Fits M5601, M5601A,
M5605, M5605B,
M5607
M1845P Premium Chair Pad



M1849 Stool Pad
19" x 16" x 2"
Fits M5694, M5694B
M1849P Premium Stool Pad



M1846 Side Bench Pad
64" x 18.5" x 3.5"
Fits M9665-BE
M1846P Premium Side
Bench Pad

M1847 End Bench Pad
29.5" x 18.5" x 3.5"
Fits M9630-BE
M1847P Premium End Bench Pad

*Nexus



M1701 Seat Pad
21" x 19.5" x 3.5"
Fits M77001, M77001D,
M77093, M77093B,
M77093BD
M1701P Premium Cushion



M1710 Chaise Head Pillow
27" x 9.5" x 5"
Fits M77009, M77069,
M77009D, M77069D



M1972 Barrel Chair Cushion
25" dia. x 3.5"
Fits M77081, M77081D
M1972P Premium Cushion



M1971 Side Table/Stool Cushion
17.5" dia. x 2.5"
Fits M77086, M77086D
M1971P Premium Cushion

*To order a Premium Replacement Cushion Set add "P" at the end of the replacement set SKU. Example M1707P

*Nexus



- M1707** Corner Sectional Set
M1760 Corner Sectional Seat
 26.5" x 26.5" x 5"
M1705 Corner Sectional
 Long Back
 14" x 31.25" x 4"
M1706 Corner Sectional
 Short Back
 14" x 28" x 4"
 Fits M77032, M77032D
M1760P Premium Cushion



- M1704** Armless Sectional Set
M1702 Armless Sectional Seat
 26.5" x 26.5" x 5"
M1703 Armless Sectional Back
 26.5" x 14" x 4"
 Fits M77002, M77022, M77022A,
 M77004, M77002D, M77022D,
 M77022AD, M77004D, M77003,
 M77003D
M1702P Premium Cushion



- M1708** Ottoman
 Sectional Seat
 26.5" x 26.5" x 5"
 Fits M77008,
 M77008D
M1708P Premium Cushion



- M1709** Chaise Lounge Pad -
 One Piece
 80" x 27" x 3.5", 51" Hinge
 Fits M77009, M77009D,
 M77069, M77069D
M1709P Premium Cushion



- M1970** Backless Bar Stool Seat Pad
 21.5" x 18.5" x 3.5"
 Fits M77094, M77094B,
 M77094D, M77094BD
M1970P Premium Cushion



- M1944** Ultra Ottoman Cushion
 51" x 28" x 5.5"
 Fits M77088, M77088D
M1944P Premium Cushion



- M1943** Ultra Lounge Cushion
 51" x 29" x 5.5"
 Fits M77082, M77085,
 M77082D, M77085D
M1943P Premium Cushion



- M1942** Grande Lounger Ottoman
 51" x 34" x 5.5"
 Fits M77068
M1942R Grande Lounger Ottoman
 52" x 34" x 5.5"
 Fits M77068D, M77068R
M1942P Premium Cushion
M1942RP Premium Cushion



- M1941R** Grand Lounger Cushions Set
M1939R Seat 52" x 27" x 5.5"
M1940R Back 51.5" x 15" x 5"
 Fits M77062R, M77062D
M1939RP Premium Cushion



- M1941** Grand Lounger Cushions Set
M1939 Seat 51" x 27" x 5.5"
M1940 Back 50.5" x 15" x 5"
 Fits M77062
M1939P Premium Cushion



- M1711** Quarter Ottoman Cushion
 34" x 34" x 4.5"
 Fits M77038
M1711P Premium Cushion



- M1716** Quarter Circle with Back Cushion Set
M1713 Seat Left Cushion
 45.5" x 25.5" x 4.5"
M1712 Back Left Cushion
 48" x 7.5" x 14.5"
M1715 Seat Right Cushion
 45.5" x 25.5" x 4.5"
M1714 Back Right Cushion
 48" x 7.5" x 14.5"
 Fits M77033
M1713P Premium Cushion
M1715P Premium Cushion



- M1720** Quarter Circle
 without Back Cushion Set
M1717 Seat Left
 34" x 49" x 27"
M1719 Seat Right
 34" x 49" x 27"
 Fits M77030
M1717P Premium Cushion
M1719P Premium Cushion

*To order a Premium Replacement Cushion Set add "P" at the end of the replacement set SKU. Example M1707P

*Southern Cay



M1752 Dining Cushion - Two Piece Set
M1750 Seat 22" x 23" x 4"
M1751 Back 19.5" x 23" x 4"
 Fits M36001
M1750P Premium Cushion



M1755 Lounge Cushion - Two Piece Set
M1753 Seat 25" x 26" x 5"
M1754 Back 19.5" x 26" x 5"
 Fits M36002, M36003, M36022
M1753P Premium Cushion



M1759 Ottoman Cushion
 22.5" x 23" x 4"
 Fits M36008
M1759P Premium Cushion



M1758 Chaise Lounge Cushion - Two Piece Set
M1756 Seat 50.5" x 25" x 3.5"
M1757 Back 33" x 25" x 3.5"
 Fits M36009
M1756P Premium Cushion


*Southern Cay Modular



M1804 Armless Single Unit - Two Piece Set
M1802 Seat 33.5" x 35" x 7"
M1803 Back 10" x 35" x 12"
 Fits M35002, M35022
M1802P Premium Cushion



M1807 Lounge Cushion with Arms - Two Piece Set
M1805 Seat 30" x 30" x 6"
M1806 Back 10" x 31" x 12"
 Fits M35004
M1805P Premium Cushion



M1811 Corner Unit - Three Piece Set
M1816 Seat 33.5" x 35.5" x 7"
M1809 Right Back 10" x 35" x 12"
M1810 Left Back 10" x 35" x 12"
 Fits M35032
M1816P Premium Cushion



M1814 Circular Corner Unit - Two Piece Set
M1812 Seat 33.5" x 33.5" x 6"
M1813 Back 10.5" x 46" x 12"
 Fits M35033
M1812P Premium Cushion



M1808 Square Ottoman
 35" x 35" x 6"
 Fits M35008
M1808P Premium Cushion



M1815 Circular Ottoman
 35" x 35" x 6"
 Fits M35038
M1815P Premium Cushion



M1819 Quarter Circle with Back Cushion Set
M1817 Seat 52.5" x 33" x 6"
M1818 Back 50.5" x 8.25" x 12"
 Fits M35034
M1817P Premium Cushion

Structure



M1342 Lounge Chair Cushion Set
M1340 Seat 23.375" x 24.75" x 5.75"
M1341 Back 20.5" x 24.75" x 7.5"
 Fits M28002, M28022, M28003
M1340P Premium Cushion



M1343 Lounge Ottoman Cushion
 25.5" x 24.75" x 5.75"
 Fits M28008
M1343P Premium Cushion



M1344 Chaise Lounge Cushion Set
 79" x 29" x 4.5"
 Fits M28009
M1344P Premium Cushion

*To order a Premium Replacement Cushion Set add "P" at the end of the replacement set SKU. Example M1707P

Seascape



M1891P Premium Seat Pad
19.5" x 20.5" x 1.25"
Fits M82001, M82007,
M82010, M82014,
M82014B



M10013P Premium Chaise Pad
25" x 83" x 1.25"
Fits M82009



M1244 Lounge Cushion Set
M1243 Seat 26" x 26" x 6"
M1242 Back 12" x 26" x 6"
Fits M32004, M32002, M32003
M32022, M32035L, M32035R
M1243P Premium Cushion



M1248 Ottoman
26.5" x 27.5" x 5.5"
Fits M32008
M1248P Premium Cushion

*Vibe



M1252 Right Corner Unit Cushion Set
M1251 Seat cushion 26" x 26" x 6"
M1250 Arm cushion 12" x 25.5" x 6.5"
M1249 Back cushion 12" x 25.5" x 6.5"
Fits M32032R
M1251P Premium Cushion



M1256 Left Corner Unit Cushion Set
M1255 Seat cushion 26" x 26" x 6"
M1254 Arm cushion 12" x 25.5" x 6.5"
M1253 Back cushion 12" x 25.5" x 6.5"
Fits M32032L
M1255P Premium Cushion



M1245 Chaise Lounge Cushion Set
78" x 25.5" x 3.5"
49.5" Hinge
Fits M32009
M1245P Premium Cushion

Universal Pillows



M985 Throw Pillow
18" Square
with Welt
18" x 18" x 6"



M987 Throw Pillow
16" Square
with Welt
16" x 16" x 6"



M991 Throw Pillow
14" Square
with Welt
14" x 14" x 6"



M993 Throw Pillow
24" Square
with Welt
24" x 24" x 10"



M984 Throw Pillow
18" Square
without Welt
18" x 18" x 6"



M986 Throw Pillow
16" Square
without Welt
16" x 16" x 6"



M990 Throw Pillow
14" Square
without Welt
14" x 14" x 6"



M992 Throw Pillow
24" Square
without Welt
24" x 24" x 10"



M988 Lumbar Pillow
10" x 24" Lumbar
without Welt
10" x 24" x 6"



M989 Lumbar Pillow
10" x 24" Lumbar
with Welt
10" x 24" x 6"



M999 Chaise Lounge Head Pillow
10" x 24" x 6"
Two wrap-around Velcro straps
For sling and strap Chaises only

*To order a Premium Replacement Cushion Set add "P" at the end of the replacement set SKU. Example M1707P

Regular Furniture Maintenance

Fine outdoor furniture deserves exceptional care. Texacraft aluminum outdoor furniture can be enjoyed for many years when well maintained. Wash the furniture with a solution of mild detergent and water, rinse with clear water and dry thoroughly. A clear automobile wax can be applied to smooth frame finishes to provide better protection against harmful ultraviolet exposure and salt air. DO NOT use any kind of wax, abrasive materials or strong detergents on select finishes.

To vinyl, strap and sling seating surfaces, apply a quality vinyl protectant to guard against the effects of air pollution, salt air build-up, and mildew growth. Wash outdoor cushions with a solution of mild detergent and water and thoroughly rinse with clear water. Allow cushions to air dry completely.

For best protection, perform this maintenance two to three times a year, although these durable materials can be safely cleaned as often as desired.

Light stains can be removed with a solution of mild detergent and water, rinsed with clear water and dried thoroughly. Mildew and heavy stains can be removed with a quality commercial outdoor furniture cleaner and protectant.

Note: Some suntan and sun block products may be harmful to cushions, sling and vinyl and straps. Do not allow such products to come in contact with any seating surfaces to avoid deep penetrating stains, which are not covered under warranty.

Do not steam or use water at temperatures above 100°F when washing.

Note: Be careful to keep the cleaner from contact with the cushions of your furniture, as it will cause discoloration. Do not use bleach on printed acrylic fabrics. Do not use solvent-type materials on woven vinyl, woven blend or ultra woven blend fabrics as they will damage the yarns. Do not use chlorine based cleaners.

Terms and Conditions

Prices

All unit prices and discounts are subject to change without notice.

Routing

Unless specific routing is requested, all shipments will be routed at the discretion of our traffic department.

Claims

If there is apparent damage to the containers and furniture, this must be noted on the freight bill at the time of delivery. If concealed damage and/or shortages to containers is discovered when cartons are unpacked, the common carrier must be notified immediately and a claim form filed to collect damages. All damages and/or shortages must be reported within fifteen (15) days of delivery.

Returns

No returns will be accepted unless authorized in advance by the factory and returned freight prepaid. Special return authorization labels must be utilized on all returns.

Rights Reserved

We may, from time to time, make changes in some items we offer. Texacraft® reserves the right to make product changes in design, material and specification or to make product changes without incurring liability or obligation with reference to similar products previously manufactured.

Warranty

Refer to website or contact your sales representative for further information.

Green Statement

As global awareness grows in the importance of protecting our planet, Texacraft®, as part of Brown Jordan International, Inc., is continually seeking opportunities to move forward in our efforts of environmental responsibility.

Refer to website or contact your sales representative for further information.

Texacraft® reserves the right to make minor design changes or modifications and to discontinue finish color, strap color, fabrics or styles without notice. Measurements given are approximate.

©2025 Winston Furniture Company of Alabama. All rights reserved.



Select Locations Photography

Hotel Valley Ho, Scottsdale, Arizona
Mountain Shadows, Paradise Valley, Arizona

Tamarindo DIRIA, Tamarindo, Costa Rica
Jardin Del Eden Boutique Hotel, Tamarindo, Costa Rica
Residencia LA VISTA by Grupo DIRIA, Tamarindo, Costa Rica
Wyndham Tamarindo, Tamarindo, Costa Rica

Esplanade Lake Club – Taylor Morrison, Ft Myers, Florida
Kiwi Tennis Club, Indian Harbor Beach, Florida
Bainbridge Mission Pointe, Lake Nona, Florida
Florida Polytechnic University, Lakeland, Florida
Frigates Melbourne Waterfront Bar and Grill, Melbourne, Florida
The King Center for The Performing Arts, Melbourne, Florida
Southgate Towers Apartments, Miami Beach, Florida
Bellasera Resort, Naples, Florida
The Alibi at Lake Lilly, Ocoee, Florida
SkyHouse Orlando, Orlando, Florida
Exploration Tower, Port Canaveral, Florida
Loews Don CeSar Hotel, St. Petersburg Beach, Florida
LaCita Golf & Country Club, Titusville, Florida

Coeur d'Alene Resort, Coeur d'Alene, Idaho


The Lake Club - Lake Las Vegas, Henderson, Nevada
The Revere Golf Club, Henderson, Nevada
Viera Condominiums, Lake Las Vegas, Henderson, Nevada

Cleveland Clinic Lou Ruvo Center for Brain Health
Keep Memory Alive Event Center, Las Vegas, Nevada
The Ogden Luxury Condominiums, Downtown Las Vegas, Nevada
SouthShore Golf Club, Lake Las Vegas, Nevada
Southern Highlands Golf Club, Las Vegas, Nevada
The LINQ Promenade, Las Vegas, Nevada
The Smith Center for Performing Arts, Las Vegas, Nevada
VideoPoker.com, Las Vegas, Nevada

SkyHouse Houston, Houston, Texas

Marquis Los Cabos, San Jose del Cabo, Baja California Sur, Mexico
Pueblo Bonito Rose Golf & Spa, Cabo San Lucas, Baja California Sur, Mexico
Villa Pacific West, Private Residence, Pedregal, Cabo San Lucas, Mexico
Villa Serena at Blue Sea, Private Residence, San Jose del Cabo, Mexico
Welk Resort Cabo Sirena del Mar, Cabo San Lucas, Baja California Sur, Mexico
Casa China Blanca, Private Residence, Punta De Mita, Mexico
Four Seasons Resort, Punta Mita, Mexico
Los Veneros Residences, Pacifico Building, Punta Mita, Nay., Mexico
Restaurant, Sayulita, Mexico

The information in this catalog is presented as accurately as possible.
Any information deemed incorrect is the result of human error and was unintentional.



Main Sales Office
1396 NE 20th Avenue #300 Ocala FL 34470
Phone 800.327.1541 Fax 352.368.2471
401 Frederick Road El Paso, TX 79905 • Phone 800.231.9790
texacraft.com